

# Integrated Annual Report

## 2022-23



*In Search of Excellence*



Orion Pharma Limited believes that improving quality is a continuous process and it is our commitment, prime responsibility and priority to make lives better by ensuring proper health. All our business practices and efforts are in consistence with our key aim:

**Healthier Life, Our Commitment**



# Letter of transmittal

All Shareholders  
Registrar of Joint Stock Companies and Firms  
Bangladesh Securities and Exchange Commission  
Dhaka Stock Exchange Limited and  
Chittagong Stock Exchange Limited

Dear Sir/Madam (s):

## ANNUAL REPORT FOR THE YEAR ENDED JUNE 30, 2023

We are pleased to inform you that the Board of Directors of Orion Pharma Ltd. has taken the decision, in its Board meeting held on November 12, 2023, to hold 58<sup>th</sup> Annual General Meeting of the Company on December 26, 2023.

In accordance with the requirement of Bangladesh Securities and Exchange Commission, we are enclosing a copy of the Annual Report together with the Audited Financial Statements including Statement of Financial Position as at June 30, 2023, Statement of Profit or Loss and Other Comprehensive Income, Statement of Changes in Equity and Statement of Cash Flows for the year ended June 30, 2023 along with notes as well as the Directors' Report of the Company thereon for your record/necessary measures.

Yours sincerely



**Md. Ferdous Jaman**  
Company Secretary  
Dated: December 03, 2023


### AVAILABILITY OF THE REPORT

We ensure that the printed version of the Integrated Annual Report is forwarded to the shareholders before holding the Annual General Meeting. Also the hard copy of the report is available at the company's registered office and the electronic version of the report is available online at [www.orionpharmabd.com](http://www.orionpharmabd.com)

### REQUEST FOR FEEDBACK

We would appreciate the views, comments, questions and opinions from all stakeholders on the Integrated Annual Report 2022-23. The stakeholders can share their observation; ask for any information requirements or any query at the following addresses:

 **Corporate Address**  
Orion House  
153-154 Tejgaon I/A,  
Dhaka-1208, Bangladesh

 **Contact**  
Phone: +88 02 8870133  
Fax: +88 02 8870130

 **E-mail Address**  
[orion@orion-group.net](mailto:orion@orion-group.net)  
[orion.share@orion-group.net](mailto:orion.share@orion-group.net)

 **Website**  
[www.orionpharmabd.com](http://www.orionpharmabd.com)  
[www.orion-group.net](http://www.orion-group.net)

 **Facebook**  
[www.facebook.com/OrionPharmaLtdbd/](https://www.facebook.com/OrionPharmaLtdbd/)  
[www.facebook.com/oriongroup.dhaka.bangladesh/](https://www.facebook.com/oriongroup.dhaka.bangladesh/)



*In Search of Excellence*

Registered office:

**ORION HOUSE**

153-154 Tejgaon I/A, Dhaka-1208, Bangladesh

## NOTICE OF THE 58<sup>TH</sup> ANNUAL GENERAL MEETING

Notice is hereby given that the **58<sup>th</sup> Annual General Meeting (AGM)** of the Shareholders of **Orion Pharma Limited** will be held on **Tuesday, December 26, 2023 at 03.00 PM** on a Digital Platform, to transact the following businesses :-

### Agenda

- To receive, consider and adopt the Audited Financial Statements of the Company for the year ended June 30, 2023 together with the Auditors' Report and Directors' Reports thereon.
- To approve dividend for the year ended June 30, 2023.
- To elect/re-elect Directors who will retire by rotation as per the relevant provisions of Articles of Association.
- To consider and approve the re-appointment of the Independent Director.
- To appoint Statutory Auditors and to fix their remuneration for the financial year 2023-2024.
- To appoint Corporate Governance Compliance Auditors and to fix their remuneration for the financial year 2023-2024.
- To transact any other business with the permission of the Chair.

By Order of the Board

**Md. Ferdous Jaman**  
Company Secretary

Date: December 03, 2023  
Dhaka

### Note

- Shareholders whose names appeared in the Depository/Members Register on the Record Date (December 03, 2023) are eligible to join the meeting and will qualify for Dividend.
- A member entitled to join and vote at the Annual General Meeting may appoint a proxy to join and vote on his/her behalf. The Proxy Form, duly stamped (BDT 20.00), must be sent to the Company's Corporate Office or through e-mail (orion.share@orion-group.net) not later than 48 hours before the time fixed for the meeting and in default, Proxy Form will not be treated as valid.
- Annual Report and Proxy Form along with the notice will be sent to all the members through post/courier/e-mail. The members may also collect the Annual Report or the Proxy Form from the webpage (www.orionpharmabd.com) of the Company. AGM joining procedure will be notified later through E-mail/SMS.
- Members are requested to update their BO ID contact information i.e. address, mobile no. and e-mail address through their concerned DP.



# INSIDE This REPORT

Notice of the 58 <sup>th</sup> Annual General Meeting	3
Our approach to integrated reporting	6
Materiality assessment & reporting	9

## Corporate overview

About our Group	10
Company information	14
Company philosophy	16
Our company at a glance	17
Chronicle of events	21
Awards & recognition	22
Board of Directors	23
Management team	31

## Our governance


Message from the Chairman	32
Message from the Chairman in Bangla	34
Governance structure	35
Audit Committee report	45
Nomination & Remuneration Committee report	50
Risk Management Committee report	55
Code of conduct & business ethics	68
Organizational chart	73
Compliance with laws, rules, regulations & standards	74
Shareholders' grievance redressal system	75
Directors' report	78
Management discussion & analysis	86
Certification by the MD & CFO to the Board	89
Certificate of compliance on the corporate governance code	90
Checklist on compliance of corporate governance code	91
The pattern of shareholding	103
Compliance report on IAS/IFRS	105
Dividend Distribution Policy	106

## Our capitals

Financial capital	109
Manufactured capital	110
Intellectual capital	116
Human capital	124
Social & relationship capital	132
Natural capital	136







## Sustainable business strategy

Operating context analysis	140
Business model for value creation	144
Value chain model	146
Stakeholder engagement strategy	148

---

## Performance & Financials

Five years' highlights - consolidated	150
Horizontal & vertical analysis - consolidated	151
Graphical presentation - consolidated	152
Independent Auditors' Report	155
Consolidated Statement of Financial Position	160
Statement of Financial Position	161
Consolidated Statement of Profit or Loss and Other Comprehensive Income	162
Statement of Profit or Loss and Other Comprehensive Income	163
Consolidated Statement of Changes in Equity	164
Statement of Changes in Equity	165
Consolidated Statement of Cash Flows	166
Statement of Cash Flows	167
Notes to the Financial Statements	168

---

## Orion Power Meghnaghat Limited

Directors' report	206
Independent Auditors' Report	208
Statement of Financial Position	211
Statement of Profit or Loss and Other Comprehensive Income	212
Statement of Changes in Equity	213
Statement of Cash Flows	214
Notes to the Financial Statements	215

---

## Dutch Bangla Power & Associates Limited

Directors' report	230
Independent Auditors' Report	232
Statement of Financial Position	235
Statement of Profit or Loss and Other Comprehensive Income	236
Statement of Changes in Equity	237
Statement of Cash Flows	238
Notes to the Financial Statements	239

---

Proxy form & shareholders' attendance slip	253
--	-----

---

# Our approach to integrated **REPORTING**

We are proud to be one of the early adopters of Integrated Reporting particularly in the manufacturing sector of Bangladesh and presenting our Integrated Annual Report demonstrating our governance structure, business strategy, risks and opportunities, as well as operational performance for the financial year ended June 30, 2023.

This Integrated Report concisely depicts the general picture of the company including how it creates values through its normal course of business in the context of its strategy, opportunities and risks and gives stakeholders a holistic view of the organization's financial and non-financial performance for the financial year ended June 30, 2023. This report is prepared based on the information which is material, useful, relevant and meaningful to stakeholders for their understanding of the company's ability to build value in the short, medium and longer term.

## Scope & boundary

This report covers the activities and performance of Orion Pharma Limited including global operations and its operating subsidiaries with a view to providing a true and transparent picture of the company to all stakeholders, with a particular focus on those stakeholders who are the providers of financial capital. This report demonstrates the overview of the performance of the company

and its subsidiaries, value created for stakeholders and contribution to the society. For facilitating proper decision-making by our stakeholders, the company's separate as well as the consolidated audited financial statements are presented here. For better understanding of the performance of the subsidiaries, a separate subsidiary report comprising of the Directors' Report as well as the audited financial statements of each subsidiary for the reporting financial year are included in this report. This Integrated Report is prepared in line with the guidelines of Integrated Report issued by the Institute of Chartered Accountants of Bangladesh (ICAB) referred to as the 'Integrated Reporting Checklist' which is along the lines of Integrated Reporting Framework issued by the International Integrated Reporting Council (IIRC).

There have not been any significant changes to the scope, boundary and reporting basis since the last reporting date and therefore, this report has been prepared on the same basis as the 2021-22.



## Reporting period

Orion Pharma Limited presents its 2022-23 Integrated Annual Report for the financial year from July 01, 2022 to June 30, 2023 with comparative prior period information where applicable. In addition to this, subsequent events upto the issuance of this report have also been described in various sections of the report.



## Reporting framework

### Integrated reporting

- Integrated Reporting Framework issued by the International Integrated Reporting Council (IIRC)

### Financial reporting

- International Financial Reporting Standards
- International Accounting Standards

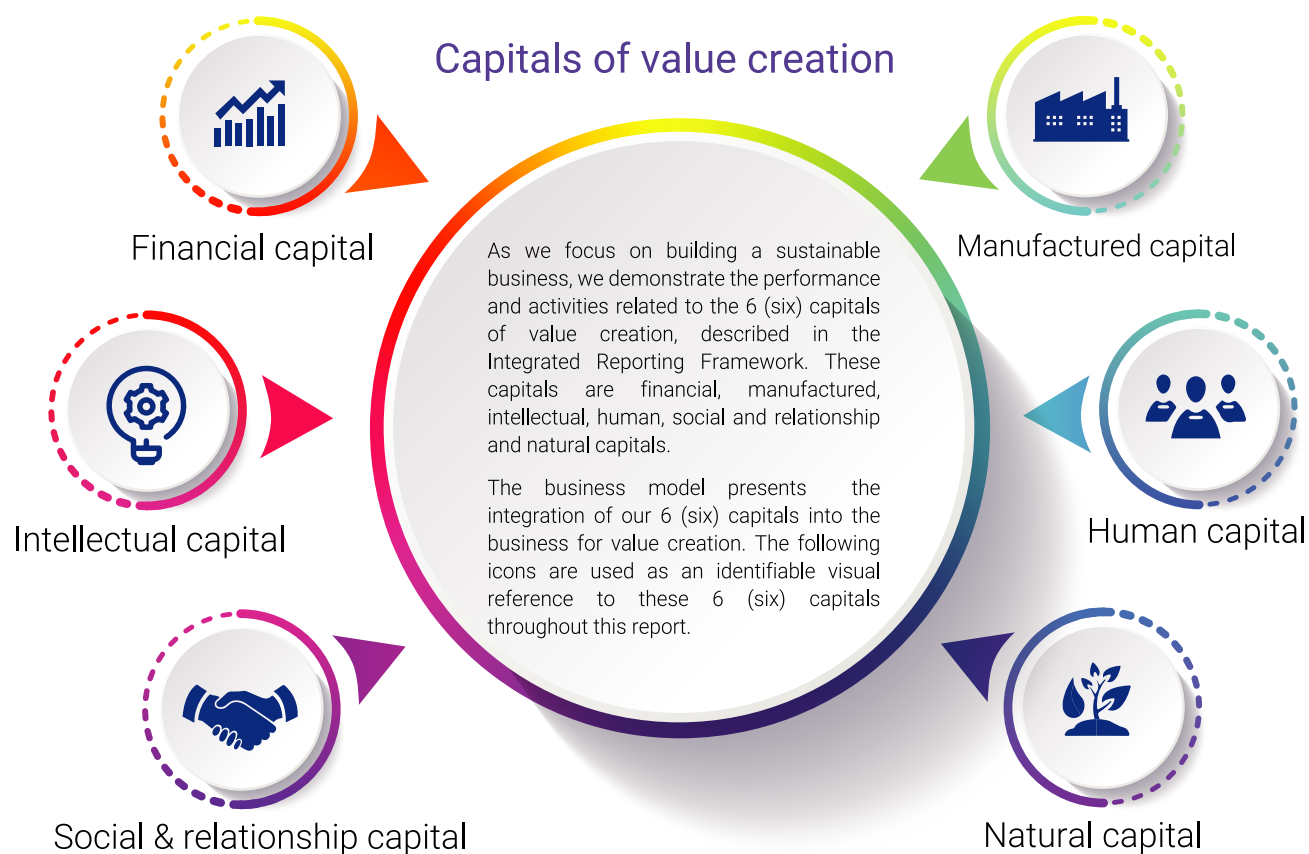
### Corporate governance reporting

- Corporate Governance Code issued by BSEC in 2018

## Regulations

- Companies Act, 1994
- Securities and Exchange Ordinance, 1969
- BSEC's Laws, Orders, Notifications, Directives, Guidelines etc.
- Income Tax Act 2023
- Other relevant laws and regulations of the land





## Key elements of our Integrated Report





## Key qualitative attributes of our Integrated Report



Materiality  
identification



Conciseness



Reliability and  
completeness



Consistency and  
comparability



Connectivity of  
information



Assurance

### External assurance of the integrity of the report

The company has applied combined assurance practices from various independent external assurers on the following reports:

Assurance on	Assurance provider
Consolidated and separate financial statements of Orion Pharma Limited	Malek Siddiqui Wali Chartered Accountants
Financial statements of Orion Power Meghnaghat Limited	S.F. Ahmad & Co. Chartered Accountants
Financial statements of Dutch Bangla Power & Associates Limited	S.F. Ahmad & Co. Chartered Accountants
Corporate governance compliance	ARTISAN Chartered Accountants
Provident fund	Habib Sarwar Bhuiyan & Co. Chartered Accountants
Credit rating	Credit Rating Agency of Bangladesh Ltd.

The Board has approved the Directors' Report of the company to be published in the Integrated Annual Report for the financial year 2022-23 in its meeting held on November 12, 2023.

### Forward looking statements

Certain statements in this report contain forward looking statements which are highly based on assumptions and predictions. Some of the major issues highlighted are future financial performance, growth in production and sales, achievement of international certification, new markets etc. These statements do not guarantee any future outcome rather demonstrate our current expectations. However, actual results might differ significantly from forecasts made in any forward looking statements because of some future events and circumstances which are beyond the company's control. Therefore, the readers are recommended to use caution when interpreting any forward looking statement of this report.

### Responsibility over the integrity of the Integrated Report

The Board and the management acknowledge their responsibility to apply their collective endeavour to the preparation and presentation of this report and ensure that all material matters have been addressed and fairly presented in this Integrated Report. In addition, the Board states that the Integrated Report has been prepared as per the stated reporting frameworks.



#### Disclaimer

This disclaimer sets out the conditions for use of contents in this Integrated Annual Report. This report's contents are for information for the company's stakeholders including shareholders and is not intended to endorse, promote or recommend products listed in it which are for representation purpose only.

# Materiality assessment & REPORTING

We always believe that issues which have impact on our performance and help our stakeholders derive at a decision are material and therefore, need to be identified and addressed. Identifying and reporting these material issues is an integral part for preparation of our annual report because it helps to make the report both concise and rich, in terms of providing appropriate insight into the past performance and future outlook of the entity.

## Issues highly material for both internal & external stakeholders

- Maintain quality products
- Monitor safety of products
- Sustained financial performance
- Strong research and development
- New product development assessment
- Corporate governance
- Business ethics and code of conduct
- Compliance
- Broader market with strong foundation
- Occupational health and safety

## Issues highly material for internal stakeholders

- Improved productivity
- Strict cost control and management
- Strong brand image
- Knowledge based professional team
- Global footprint expansion
- Talent management through training and education
- Employee engagement
- Monthly appraisal
- Eco-friendly staff practices
- Conservative use of natural resources

## Issues highly material for external stakeholders

- Respond to customers within a reasonable time
- Community engagement
- Environment-friendly production plan
- Efficient waste management
- Safe expired product destruction

## Materiality assessment process

### ► Identification

The management team and the representatives of functional departments go through extensive consultation and document review based on the previous year's material topics to derive at the issues that are of major importance and have substantial impact on the company's value creation for its stakeholders. Regular communication and engagement with potential stakeholders is conducted to obtain inputs in the process of identifying material issues.



### Prioritization

Identified issues are prioritized based on their relative importance to value creation. Both financial and qualitative risks, opportunities and strategic objectives of the company are considered when prioritizing the material aspects and determining how they affect stakeholders and their goal of attaining maximum utility from our business operations.



### Disclosure & reporting

Identified material issues are disclosed and reported for stakeholders' information and their decision making purposes.



### Review & monitoring

The materiality assessment process and identified material topics are reviewed periodically by key functional heads and top management to enrich our materiality analysis process.

# About our Group

Founded over 4 (four) decades ago, Orion Group is a recognized and diversified conglomerate in Bangladesh. Initially established as one of the front-runners in the pharmaceutical industry, Orion later diversified into many other sectors and has leadership positions in many of the most demanding and attractive industries including power & energy, infrastructure development, real estate, cosmetics & toiletries. The Group is built on a strong foundation of determination, excellence, integrity and a firm promise to deliver value to its key stakeholders. The Group is highly committed in bringing great changes in the socio-economic development of the country as well as in making a future which is more productive, secure and sustainable.

The Group has grown into a large conglomerate through revealing valuable new growth opportunities after starting its journey back in early 80's. It has undergone potential expansion in multiple sectors due to its responsible business practices. The Group mainly operates in various sectors containing pharma & healthcare, power & energy, infrastructure development, real estate, cosmetics & toiletries, consumer products, textiles & garments and home appliances.

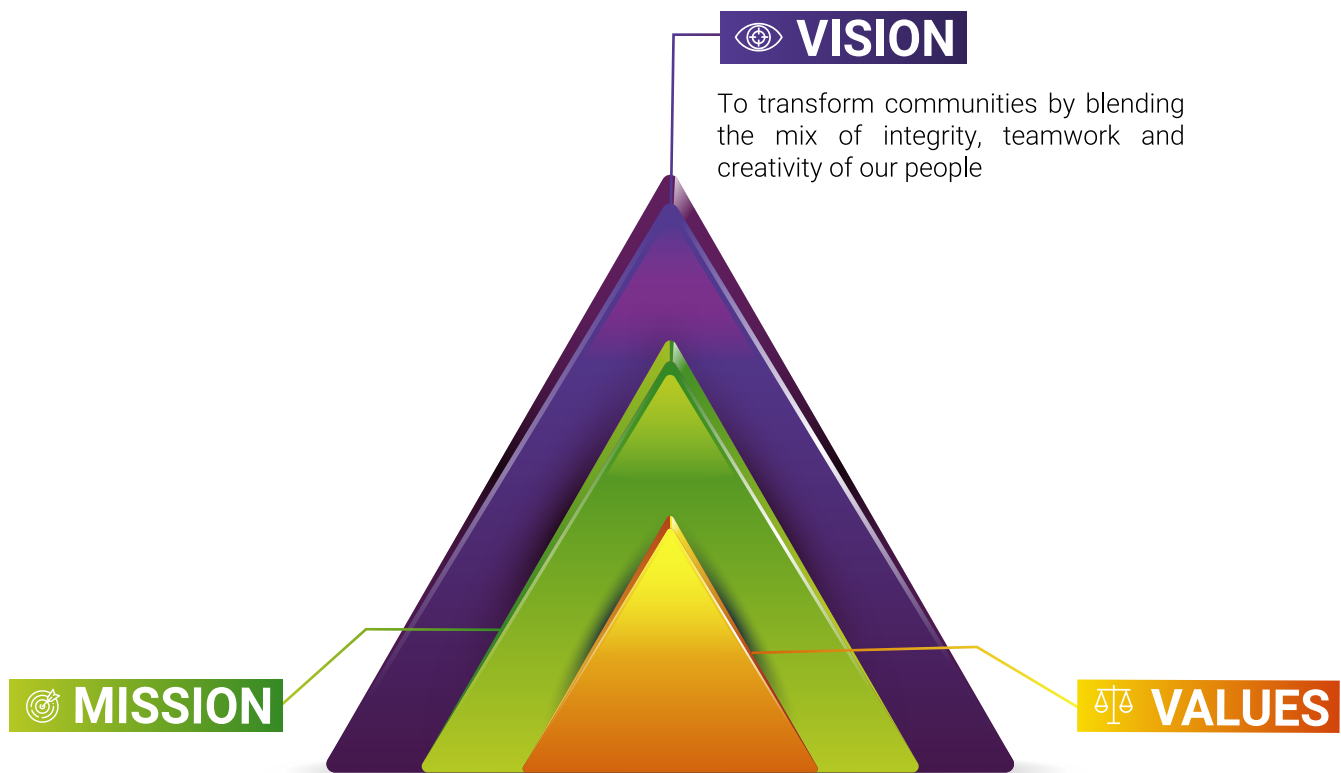
There are 3 (three) publicly-listed companies of Orion Group namely; Orion Pharma Limited, Orion Infusion Limited and Kohinoor Chemical Company (Bangladesh) Limited.

The Group is ranked among the most important multidisciplinary Groups and advocates for the principles of care for the future, high professionalism, employee-centric approach, financial stability, transparency, safety and leadership. It is striving to strengthen its market access, formulating its competitive strategies and putting emphasis on productivity enhancement, thus playing a pivotal role in the country's commerce & trade sectors. Orion Group will continue to adopt coherently set strategies and objectives to contribute to all our stakeholders. The strategies also focus on addressing the economic and social development along with its long-term commitments to the citizen of the country. The Group will keep working to foster sustainable economic development of the country.





# Corporate Ethos



## Customer

- Exceeding customer satisfaction and granting trust through quality services



## Product & Process

- Assuring quality products from advanced manufacturing facilities
- Introducing new and innovative products and technologies



## People & Performance

- Continuous development of people competency
- Recognizing individual contribution

## Sustainability



- Quality in everything we do
- Transparent and fair in all our dealings

## Leadership



- Take initiative to exceed standards

## Co-operation



- Trust and respect for each other
- Work as a team

## Responsibility



- Share social responsibility

# Group SBUs



# Landmark projects



## The LONGEST Flyover

The first successful PPP project of the country is ORION's 11.80 km long flyover "Mayor Mohammad Hanif Flyover" operational since October 2013 and connecting Dhaka with 40 (forty) districts.



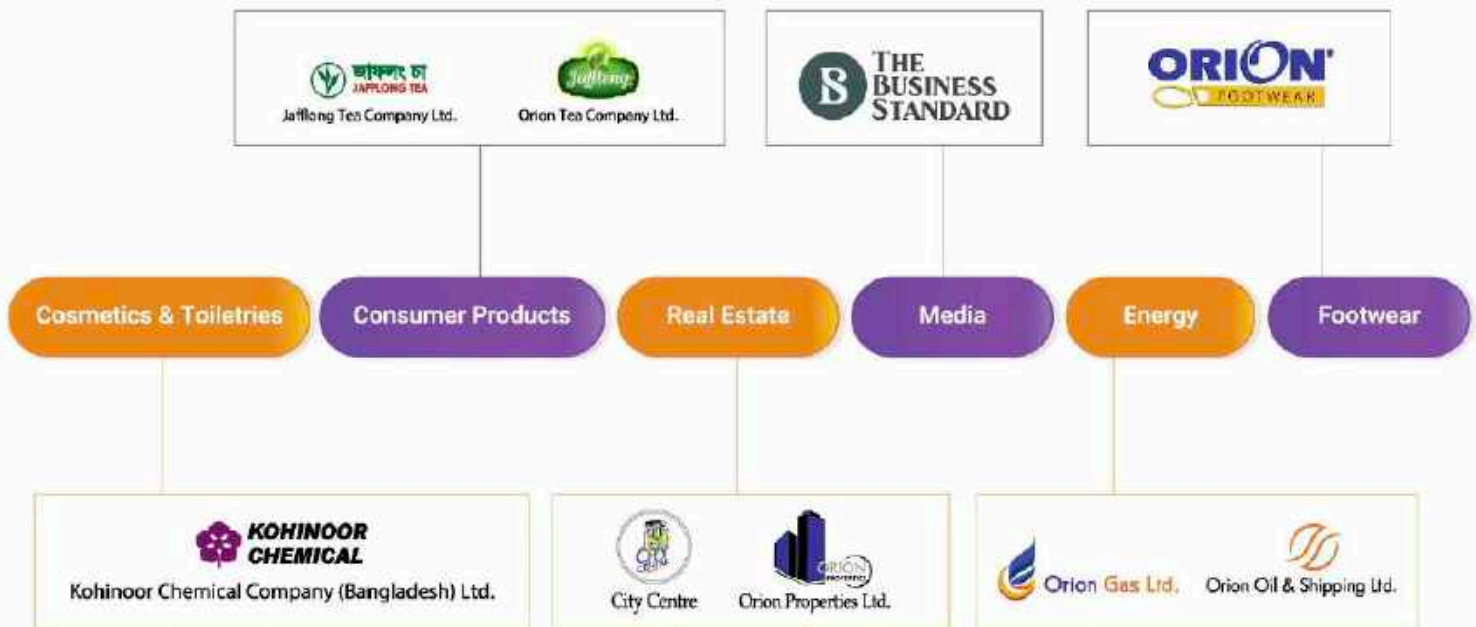
## The MOST TECHNOLOGICALLY ADVANCED HFO Power Plants

The 3 (three) HFO based power plants - the 100 MW Dutch Bangla Power & Associates Ltd. at Narayanganj, the 100 MW Orion Power Meghnaghat Ltd. at Narayanganj and the 105 MW Orion Power Rupsha Ltd. at Khulna were completed in just 9 (nine) months each.



## The TALLEST Building

The 37-storied "City Centre" is the tallest building and the most prestigious landmark in country's skyline. This building is the first commercial cum multistoried parking complex at Motijheel, Dhaka and is managed through Building Management System.



### The MOST MODERN Pharma Park

ORION is implementing one of the biggest Pharma Parks of the country at Narayanganj where a complete array of pharmaceutical facilities and solutions will be incorporated within a single complex, following all latest global standards.



### The ULTRA SUPER-CRITICAL Coal Power Plant

The 635 MW Orion Power Unit -2 Dhaka Ltd. is one of the largest IPP based single unit coal based Ultra Super-Critical power plants being implemented in Metarbari, Maheshkhali, Cox's Bazar.



### One of the BIGGEST Solar Power Plants

Orion has implemented 100 MW PV AC Solar Based Power Project named Energon Renewables (BD) Limited in Bagerhat. This Project is one of the largest ecofriendly power projects to provide clean energy by using Solar Panel from Longi Solar Technology Company Limited, China.



# Company information

## Section

### A

## General information

### Legal Form

Incorporated as a Private Limited Company on June 21, 1965; converted into a Public Limited Company on June 24, 2010 under the Companies Act, 1994

### Listing Status

Listed with Dhaka Stock Exchange Limited and Chittagong Stock Exchange Limited since 2013

### Corporate Office

ORION HOUSE  
153-154 Tejgaon Industrial Area  
Dhaka-1208, Bangladesh  
Tel: +88 02 8870133  
Fax: +88 02 8870130

### Factory Address

Sumilpara, Siddhirganj  
Narayanganj, Bangladesh

### Company E-mail

orion@orion-group.net  
orion.share@orion-group.net

### Company Website

www.orionpharmabd.com  
www.orion-group.net

### No. of Employees

2,716

## Section

### B

## Board & Committee information

### Board of Directors

- Mr. Mohammad Obaidul Karim
- Mrs. Arzuda Karim
- Mrs. Zareen Karim
- Mr. Salman Obaidul Karim
- Mrs. Hasina Begum
- Mr. Md. Shafiqur Rahman
- Mr. A. N. M. Abul Kashem

### Audit Committee

- Mr. Md. Shafiqur Rahman
- Mr. A. N. M. Abul Kashem
- Mr. Salman Obaidul Karim

### Nomination & Remuneration Committee

- Mr. Md. Shafiqur Rahman
- Mr. A. N. M. Abul Kashem
- Mr. Salman Obaidul Karim

### Risk Management Committee

- Mr. A. N. M. Abul Kashem
- Mrs. Arzuda Karim
- Mrs. Zareen Karim

### Company Secretary

Mr. Md. Ferdous Jaman

### Chief Financial Officer

Mr. Mohammad Sayed Ahmed, FCA

### Head of Internal Audit & Compliance

Mr. Md. Shahidul Islam

## Section

C

## Financial details of the company

**Authorized Capital**

BDT 5,000,000,000

**Paid-up Capital**

BDT 2,340,000,000

**No. of Shareholders**

44,912

## Section

D

## Other details

**Statutory Auditors**

Malek Siddiqui Wali  
Chartered Accountants  
9-G, Motijheel C/A, 2nd Floor  
Dhaka - 1000, Bangladesh

**Corporate Governance Compliance Auditor**

ARTISAN  
Chartered Accountants  
Sonargaon Terrace (2<sup>nd</sup> Floor)  
House - 52, Road - 13/C, Block - E  
Banani, Dhaka - 1213, Bangladesh

**Subsidiaries**

- Orion Power Meghnaghat Limited
- Dutch Bangla Power & Associates Limited

**Associate**

Orion Infusion Limited

**Bankers**

- Agrani Bank Limited
- Sonali Bank Limited
- Rupali Bank Limited
- National Bank Limited
- Social Islami Bank Limited
- Bank Asia Limited
- Janata Bank Limited
- AB Bank Limited
- Al-Arafah Islami Bank Limited

**Insurers**

- Islami Commercial Insurance Co. Limited
- Phoenix Insurance Company Limited

# Company philosophy

## Our VISION

To be regarded as a world-class pharmaceutical company in the field of generic finished products



## Our MISSION

To improve people's health and achieve stakeholders' satisfaction by manufacturing and marketing pharmaceutical finished products

## Our CORE VALUES



### INTEGRITY

We act with integrity, honesty and transparency



### QUALITY

We are committed to excellence of quality of our products



### RESPECT

We treat each other with respect and uphold the dignity of people



### MOTIVATION

We value, develop, encourage and motivate every member of our company



### SAFETY

We value safety to be the utmost priority in all our decision making process and activities



### TEAMWORK

We encourage and nurture the culture of teamwork



### COLLABORATION

We collaborate to strengthen the communities in which we operate



### SUSTAINABILITY

We believe in sustainable business from economic, environment and social aspects



# Our company at a glance

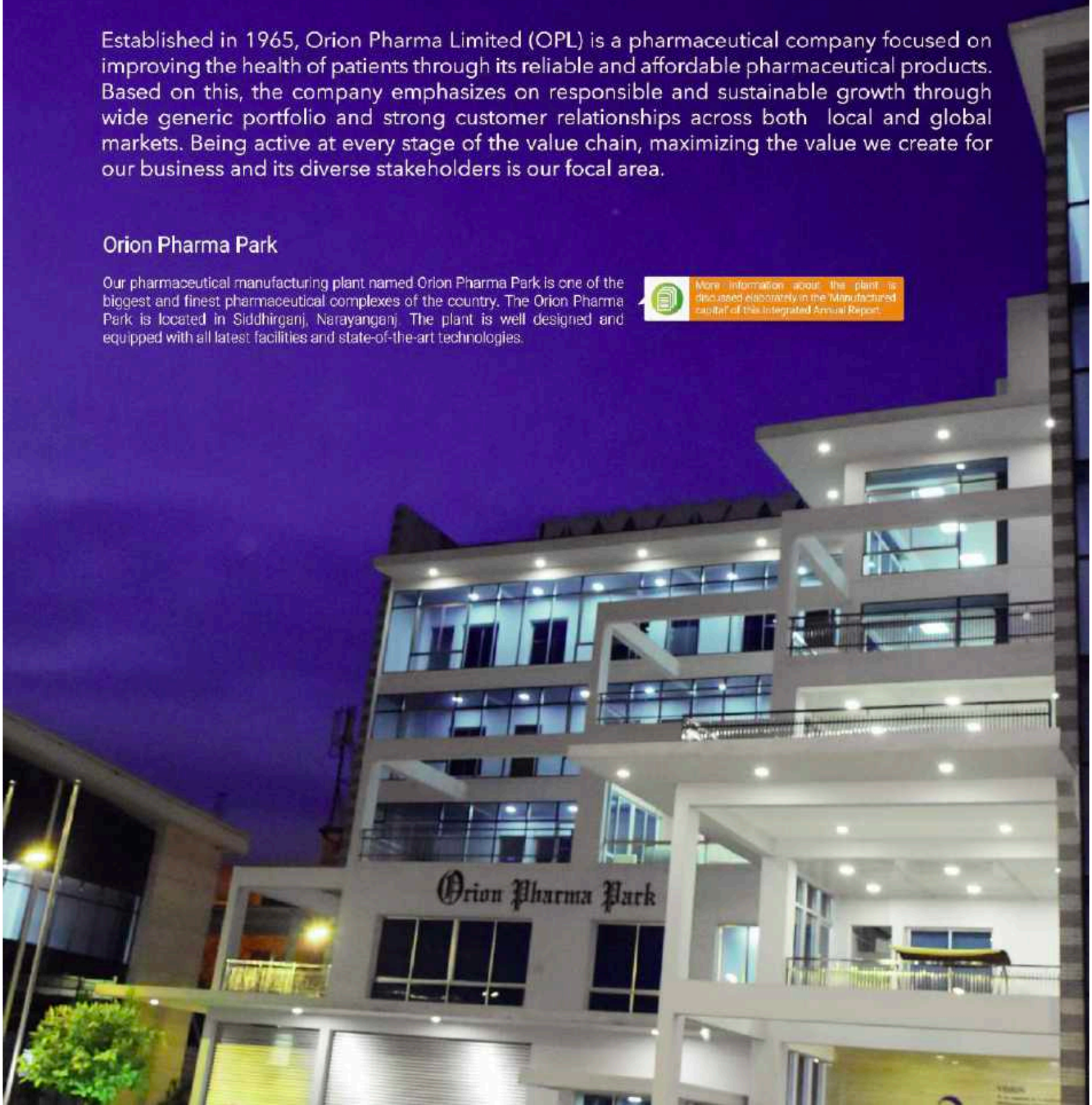
Established in 1965, Orion Pharma Limited (OPL) is a pharmaceutical company focused on improving the health of patients through its reliable and affordable pharmaceutical products. Based on this, the company emphasizes on responsible and sustainable growth through wide generic portfolio and strong customer relationships across both local and global markets. Being active at every stage of the value chain, maximizing the value we create for our business and its diverse stakeholders is our focal area.

## Orion Pharma Park

Our pharmaceutical manufacturing plant named Orion Pharma Park is one of the biggest and finest pharmaceutical complexes of the country. The Orion Pharma Park is located in Siddhirganj, Narayanganj. The plant is well designed and equipped with all latest facilities and state-of-the-art technologies.



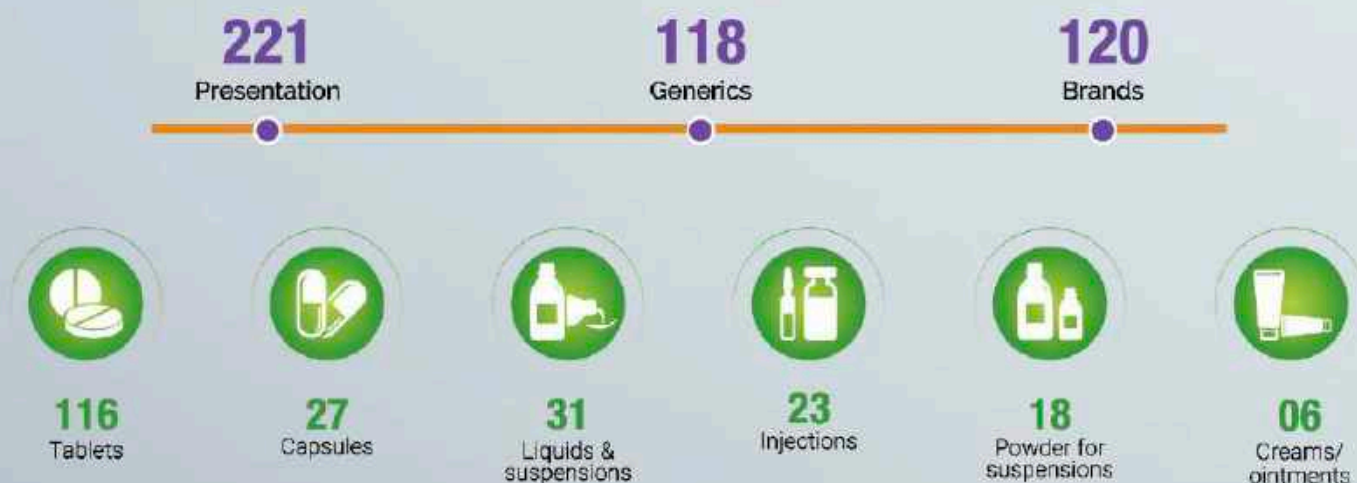
More information about the plant is discussed elaborately in the 'Manufactured Capital' of this Integrated Annual Report.





## Our portfolio

We produce diversified dosage forms like tablets, capsules, syrups, solutions, suspensions, emulsions, powder for suspensions, creams, ointments, injections etc. under different therapeutic categories including antibiotics, antiulcerants, anti-diabetics, cardiovasculars, antiasthmatics, antihistamines, antiemetics, antispasmodics, antifungals, laxatives, NSAIDs, anticancer, vitamins & minerals and many others. With around 120 brands and 221 presentations, we are focusing on rapid growth through customer satisfaction. OPL always strives to come up with innovative formulations and improved packaging to give the best to the patients. We are also focused on continually increasing the depth of our therapeutic portfolio and have been working on various new products. During the reporting year, Orion Pharma Ltd. has introduced 6 (six) new products of different brand names.





## Our global presence

OPL believes that in order to grow and develop in the future and to provide our healthcare facility globally, we must also expand beyond borders and go international. As of now, we have overseas marketing network in Asia, Middle-East, Europe and Africa.



## Associate

OPL owns 21.76% of shares in Orion Infusion Limited (OIL), another concern under the banner of Orion Group. OIL produces Large Volume Parenteral (LVP) & other life-saving injectable products.

### Orion Infusion Ltd.

Orion Infusion Limited (OIL) was incorporated in 1983 as a state-of-the-art Large Volume Parenterals (LVP) manufacturing company. In 1994, the company became a public limited company and was listed in DSE. Subsequently in 1996, the company was enlisted with CSE as well.

OIL is one of the leading pharmaceutical companies in Bangladesh with cutting

edge technologies for manufacturing and marketing of IV Fluid, lifesaving intravenous and intravascular saline like Rehydration Solution, Electrolyte Solution, Amino Acid Solution, Antimicrobial products viz. Ciprofloxacin IV, Metronidazole IV, Ceftriaxone IV & Plasma Substitute viz. Hydroxyethyl Starch Solution.



## Subsidiaries

OPL owns 95% of shares in Orion Power Meghnaghat Limited (OPML) and 67% of shares in Dutch Bangla Power & Associates Limited (DBPAL), 2 (two) concerns of Orion Group. OPML is a 100 MW HFO power plant on quick rental basis in Meghnaghat, Narayanganj. DBPAL is another 100 MW HFO power plant on quick rental basis in Siddhirganj, Narayanganj.

### Orion Power Meghnaghat Ltd.

Orion implemented a 100 MW HFO based power plant, under the Government's Quick Rental Power Plant (QRPP) policy, situated in the power village of Meghnaghat, Narayanganj, near the bank of river Meghna. The construction of the plant was completed in a record time of just 9 (nine) months and is connected with National Grid, Sonargaon Substation.

The plant has been distributing electricity to the national grid on regular basis since 2011.



### Dutch Bangla Power & Associates Ltd.

Dutch Bangla Power & Associates Limited was implemented as a 100 MW HFO Quick Rental Power Plant (QRPP) policy, situated in Siddhirganj, Narayanganj, beside the bank of river Shitalakshya. This construction was also completed in only 9 (nine) months and is connected with National Grid, Siddhirganj Substation.

The plant has been distributing electricity to the national grid on regular basis since 2011.



# Chronicle of events

## 1965 - 2004

### Foundation Phase

- Incorporation of the company with the name - Orion Laboratories Limited
- Commencement of production
- 1<sup>st</sup> time production of following generics in Bangladesh-
  - Zinc Sulphate (Brand name - Pep)
  - Vitamin E + Vitamin C (Brand name - EC - Plus)
  - Furosemide + Spironolactone (Brand name - Frulac)
  - Desloratadine (Brand name - Deslor)
- 1<sup>st</sup> time locally manufacturing of Mecobalamin Generic in Bangladesh (Brand name - Nervex)

## 2005 - 2012

### Growing Phase

- First entry into the international market; export to Nepal and Myanmar
- 1<sup>st</sup> time locally manufacturing of Tiemonium Methylsulphate Generic in Bangladesh (Brand name - Onium)
- 1<sup>st</sup> time production of following generics in Bangladesh-
  - Alverine Citrate (Brand name - Alve)
  - Magaldrate + Simethicone (Brand name - Novelta)
  - Acemetacin (Brand name - Tendonil)
  - Cefditoren (Brand name - Cefditor)
- Achievement of ISO 9001:2008 Certificate
- Conversion to public limited company
- Change of company name to Orion Pharma Limited
- Start of commercial operation of 2 (two) subsidiaries (Power generation plants)

## 2013 - 2023

### Expansion Phase

- Listed with Dhaka Stock Exchange Limited and Chittagong Stock Exchange Limited
- Export to Sri Lanka, Lesotho, Armenia, Bhutan, Cambodia, Afghanistan, Sudan, Somalia, Somaliland, Fiji, Iraq, Yemen, Kosovo, Ethiopia and Philippines.
- Successful achievement of ISO 9001: 2015 certification



# Our Awards



Certificate of Silver award in 9<sup>th</sup> ICSB National Award for Pharmaceutical and Chemical Companies, 2021



Bronze Award for the "Best Corporate Award-2021" under category: Pharmaceuticals Manufacturing sector by ICMA



Bronze Award for the "Corporate Governance Excellence-2021" under category: Pharmaceutical and Chemical Companies by ICSB



Silver Award for the "Best Corporate Award-2021" under category: Pharmaceuticals Manufacturing sector by ICMA



Joint Winner Position for the "Best Presented Annual Report 2020" under the category: Manufacturing Sector by SAFA



2<sup>nd</sup> position for the "Best Presented Annual Reports-2020" under category: Manufacturing Sector by ICAB



Silver Award for the "Corporate Governance Excellence-2019" under category: Pharmaceutical and Chemical Companies by ICSB



Bronze Award for the "Best Corporate Award-2019" under category: Pharmaceuticals Manufacturing sector by ICMA



3<sup>rd</sup> (joint) position in 19<sup>th</sup> ICAB National Award for Best Presented Annual Report 2018



Certificate of Merit in South Asian Federation of Accountants (SAFA) Best Presented Annual Report Awards 2018



Silver award in 6<sup>th</sup> ICSB National Award for Corporate Governance Excellence, 2018



Certificate of Silver award in 6<sup>th</sup> ICSB National Award for Corporate Governance Excellence, 2018



3<sup>rd</sup> (joint) position in 18<sup>th</sup> ICAB National Award for Best Presented Annual Report 2017



2<sup>nd</sup> position in 17<sup>th</sup> ICAB National Award for Best Presented Annual Report 2016



2<sup>nd</sup> Runner Up in South Asian Federation of Accountants (SAFA) Best Presented Annual Report Awards 2016



2<sup>nd</sup> position in 15<sup>th</sup> ICAB National Award for Best Presented Annual Report 2014

# Board of Directors

**MR. MOHAMMAD OBAIDUL KARIM**

Chairman &  
Non-Executive Director

**MRS. ZAREEN KARIM**

Managing Director

**MRS. ARZUDA KARIM**

Non-Executive Director

**MR. SALMAN OBAIDUL KARIM**

Non-Executive Director

**MRS. HASINA BEGUM**

Non-Executive Director

**MR. MD. SHAFIQR RAHMAN**

Independent Director

**MR. A. N. M. ABUL KASHEM**

Independent Director





## MR. MOHAMMAD OBAIDUL KARIM

Chairman

### Appointment as Director

Mr. Mohammad Obaidul Karim has been a Director of the company since 1984 and was unanimously appointed as the Chairman of the Board in 2014.

### Educational qualification(s)

Mr. Karim graduated from University of Dhaka.

### Board Committee(s) served on

Mr. Karim does not hold membership in any sub-committee of the Board.

### Directorship(s) in other companies

Currently Mr. Karim is also the Chairman of Orion Infusion Limited, Kohinoor Chemical Co. (BD) Limited, Digital Power & Associates Limited, Dutch Bangla Power & Associates Limited, Orion Power Meghnaghat Limited, Orion Power Dhaka Limited, Orion Power Unit-2 Dhaka Limited, Orion Power Sonargaon Limited, Orion Power Rupsha Limited, Orion Infrastructure Limited, Orion Infrastructure Development Company Limited, City Centre, Orion Gas Limited, Orion Oil & Shipping Limited, Orion Hospitals Limited, Orion Holdings Limited, Orion Knit Textiles Limited, Orion Footwear Limited, Orion Agro Products Limited, Orion Capital Limited, Orion Tea Company Limited and Orion Quaderia Textiles Limited.

### Responsibilities and achievements

Mr. Mohammad Obaidul Karim is a distinguished self-achieved industrialist & businessman. Mr. Karim's business career started in the early 1980s with his first pharmaceutical company named Orion Laboratories Limited, which is now known as Orion Pharma

Limited. He turned the company into one of the most successful businesses of the country. Inspired by the success of this company, Mr. Karim founded another company in the same business sector named Orion Infusion Limited.

He is the Founder of Orion Group and established the Group into one of the largest conglomerates in Bangladesh with his futuristic attitude, determined will and a burning passion. He heads the Group through his rich experience in diversified sectors. All concerns of Orion Group were formed under his dynamic leadership and management which have received various industrial recognitions.

Mr. Karim is one of the first entrepreneurs in the country to recognize the importance of Public Private Partnership (PPP). Under his leadership, Orion Group constructed and owns the 11.8 km long Mayor Mohammad Hanif Flyover, the longest flyover and the first ever successful PPP project of the nation. Also, Orion Group built City Centre, the tallest commercial complex cum car parking in Motijheel, Bangladesh. Mr. Karim's success went further up when the Group became successfully involved in private sector power generation of the country, when it signed the biggest contract with Bangladesh Power Development Board (BPDB) of 1 (one) ultra-supercritical coal based power plant of 635 MW (net) under IPP (apart from 500 MW current generation under HFO), under the Ministry of Power of the Government of Bangladesh.

Mr. Karim is the Founder Chairman of Tejgaon Industrial Owners Association. He is also the former President of Dhaka Mohomedan Sporting Club Ltd., a century old legendary and most successful sporting club of the country.





## MRS. ZAREEN KARIM

Managing Director

### Appointment as Director

Mrs. Zareen Karim has been serving as the Director of the Board since 2010 and was appointed as the Managing Director in 2020.

### Educational qualification(s)

Mrs. Zareen Karim holds an MBA in Marketing from North South University.

### Board Committee(s) served on

Mrs. Zareen Karim is the member of the Risk Management Committee since 2020.

### Directorship(s) in other companies

Mrs. Zareen Karim sits on the Board of Orion Infusion Limited, Orion Holdings Limited and The Business Standard. She is also the Director of Star Associates Limited and Zeysha Fashionwear Limited.

### Responsibilities and achievements

Mrs. Zareen Karim is one of the successful entrepreneurs of the country and she is the daughter of Mr. Mohammad Obaidul Karim, Chairman of the company.

Mrs. Zareen has strong insights and research skills and a deep understanding of customer and consumer strategy. Apart from her active involvement in the management and executive decision making of the company, she is the leading force of the Marketing Department and has taken the responsibility to revolutionize it. OPL continues to move forward with her expertise in strategic marketing and brand development.

Mrs. Karim believes in utilizing & fostering the talent, integrity, creativity and teamwork of people in achieving sustainable business results. She is more inclined towards a holistic approach of business where it directly contributes to the transformation of communities across the country and actively plays its role to socio-economic and socio-cultural enrichment of the country.

Mrs. Karim oversees the management of Orion Pharma Ltd. as the Managing Director with her professional, creative and result-driven approach. She is actively managing the project implementation of Orion Pharma Park, one of the largest pharmaceutical plants of Bangladesh at Siddhirganj, Narayanganj.



## MRS. ARZUDA KARIM

Non-Executive Director

### Appointment as Director

Mrs. Arzuda Karim joined the Board of Directors of the company in 1985.

### Educational qualification(s)

Mrs. Karim holds a Master's degree in Social Science from University of Dhaka.

### Board Committee(s) served on

Mrs. Karim is the member of the Risk Management Committee since 2018.

### Directorship(s) in other companies

Mrs. Karim is the Chairman of Jafflong Tea Company Limited and Integral Energy Limited and also holds the directorship of Orion Infusion Limited, Kohinoor Chemical Company (BD) Limited, Digital Power & Associates Limited, Dutch Bangla Power & Associates Limited, Orion Power Meghnaghat Limited, Orion Power Dhaka Limited, Orion Power Unit-2 Dhaka Limited, Orion Power Sonargaon Limited, Orion Infrastructure Limited, Orion Infrastructure Development Company Limited, City Centre, Orion Gas Limited, Orion Oil & Shipping Limited, Orion Hospitals Limited, Orion Holdings Limited, Orion Footwear Limited, Orion Agro Products Limited, Orion Tea Company Limited and Orion Quaderia Textiles Limited.

### Responsibilities and achievements

Mrs. Arzuda Karim has been one of the successful women entrepreneurs in Bangladesh over the years. She is the wife of Mr. Mohammad Obaidul Karim, Chairman of the company. Mrs. Karim has been associated with the company as well as with Orion Group since its inception. She has vast working experience in diverse areas including production, commercial and administration. She leads several business units of Orion Group with her expertise in the areas of leadership, corporate management, organizational development, marketing and human resource management.

Mrs. Karim is one of those rare people who combine professionalism with warmth and humanity. Besides holding directorship in many companies, Mrs. Karim is actively involved in various religious and philanthropic activities in the fields of education, human resources and disaster relief.





## MR. SALMAN OBAIDUL KARIM

Non-Executive Director

### Appointment as Director

Mr. Salman Obaidul Karim was appointed as the Director of the Board in 2010.

### Educational qualification(s)

Mr. Salman Obaidul Karim graduated in Business & Computing Management from Brunel University, UK.

### Board Committee(s) served on

Mr. Salman Obaidul Karim is the member of the Audit Committee and the Nomination and Remuneration Committee since 2020.

### Directorship(s) in other companies

Mr. Salman Obaidul Karim is currently the Managing Director of Orion Infusion Limited, Digital Power & Associates Limited, Dutch Bangla Power & Associates Limited, Orion Power Meghnaghat Limited, Orion Power Dhaka Limited, Orion Power Unit-2 Dhaka Limited, Orion Power Sonargaon Limited, Orion Power Rupsha Limited, Orion Infrastructure Limited, Orion Infrastructure Development Company Limited, Orion Properties Limited, Orion Gas Limited, Orion Oil & Shipping Limited, Intergral Energy Limited, Orion Hospitals Limited, Orion Holdings Limited, Orion Knit Textiles Limited, Orion Footwear Limited, Jafflong Tea Company Limited, Orion Agro Products Limited, Orion Tea Company Limited, Orion Quaderia Textiles Limited and The Business Standard. He is also the Sponsor Director of Orion Pharma Limited and the Chairman of Energon Renewables (BD) Limited.

### Responsibilities and achievements

Mr. Salman Obaidul Karim is a visionary, dynamic and ingenious businessman in Bangladesh. Being guided by his father, Mr. Mohammad Obaidul Karim, he has become one of the most young and successful entrepreneurs of the country. He was the Managing Director of OPL from 2014 to 2020. In order to comply with the corporate governance code issued by Bangladesh Securities and Exchange Commission on June 03, 2018 (BSEC/CMRRCD/2006-158/207/Admin/80), the Board of Directors of the company decided to appoint Mrs. Zareen Karim as Managing Director in his place.

After completing his study in the UK, he came back to Bangladesh and started his career in Orion Group as the Director of most of the concerns of Orion Group since 2005. Besides his graduation, he experienced a couple of professional trainings in the Brunel University, UK and Harvard University, USA. Under his leadership, Orion's sustainability efforts were given outstanding shapes through his unique business concepts and visionary leadership skills.

From the beginning of his tenure in Orion, Mr. Salman Obaidul Karim proved his inherent talent for efficient management. He integrated versatile management system in the corporate culture of Orion Group bringing in a fresh perspective towards portfolio diversification. He helped the Group win some of the largest contracts in its history, to name a few-Mayor Mohammad Hanif Flyover, City Center, 5 HFO fueled power generation projects of 500 MW, 1 solar based Power Plant of 100 MW and 1 Coal Fired Power generation Project of 635 MW (Under Construction).





## **MRS. HASINA BEGUM**

Non-Executive Director

### **Appointment as Director**

Mrs. Hasina Begum holds the position of the Nominated Director of Panbo Bangla Mushroom Limited in the Board of Orion Pharma Limited since 1997.

### **Educational qualification(s)**

Mrs. Hasina Begum is a graduate from a reputed university of Bangladesh.

### **Board Committee(s) served on**

Mrs. Hasina Begum does not hold membership in any sub-committee of the Board.

### **Directorship(s) in other companies**

Mrs. Hasina Begum has no directorship in any other company.

### **Responsibilities and achievements**

Mrs. Hasina Begum started her business career from scratch with her late husband and achieved an outstanding level of success in the pharmaceutical industry. She is a distinguished and self-committed businessperson and has been involved with the Orion Pharma Limited for a long time and played a pivotal role in the start-up years of the company.

Beside her involvement in business areas, she is a social entrepreneur which has given her an opportunity to grow and make a difference in the society in which she lives.



## MR. MD. SHAFIQR RAHMAN

Independent Director

### Appointment as Director

Mr. Md. Shafiqur Rahman was re-appointed as an Independent Director of the company in 2021.

### Educational qualification(s)

Mr. Rahman holds a Master's degree (M.Com) in Accounting from University of Dhaka.

### Board Committee(s) served on

Mr. Rahman is the Chairman of the Audit Committee and the Nomination and Remuneration Committee since 2018.

### Directorship(s) in other companies

Mr. Rahman does not hold any directorship in any other company except being the Independent Director of Orion Infusion Limited.

### Responsibilities and achievements

Mr. Md. Shafiqur Rahman had an illustrious career in banking sector of Bangladesh for more than 40 (forty) years experience with expertise in investment, trade finance, Branch in-Charge. Just before being appointed as the Independent Director of Orion Pharma Limited and Orion Infusion Limited, Mr. Rahman was an Advisor in Bangladesh Finance and Investment Company Limited (BD Finance Ltd.) and before that he was the Managing Director and CEO of Social Islami Bank Limited. Mr. Rahman has undergone many national and international training sessions. He has acquired significant experience in banking sector while working at various positions and carrying out various assignments.





## MR. A. N. M. ABUL KASHEM

Independent Director

### Appointment as Director

Mr. A. N. M. Abul Kashem joined the company in 2020 as an Independent Director.

### Educational qualification(s)

Mr. Kashem has successfully completed his graduation and post-graduation from the University of Dhaka.

### Board Committee(s) served on

Mr. Kashem is the Chairman of Risk Management Committee, the member of the Audit Committee and Nomination and Remuneration Committee since 2020.

### Directorship(s) in other companies

Mr. Kashem does not hold any directorship in any other company.

### Responsibilities and achievements

Mr. A. N. M. Abul Kashem has a long and illustrious career of more than 30 (thirty) years in the Banking industry. He started his career in 1988 in Agrani Bank in the Loan & Advance section. Later he joined Bangladesh Bank and lastly served as an Executive Director of the Central Bank. He was responsible for Bangladesh Bank Khulna Office, Foreign Exchange Investment Dept. and Human Resource Dept. He is also vastly experienced in CBSP, Banking inspection, Expenditure Management and Accounts dept. He has acquired versatile knowledge by working in different departments at the Central Bank of Bangladesh and this extensive knowledge and long professional experience in Banking sector will be a great addition to the Board of Directors of Orion Pharma Limited. He has also been involved in many local and foreign trainings including Credit Risk Management, Core Banking Module and Training on Investment Climate of Bangladesh.



# Management Team

**MRS. ZAREEN KARIM**

Managing Director

**MR. S. M. NOOR HOSSAIN**

Executive Director, Sales & Marketing

**MR. MD. RUHUL AMIN**

Executive Director - Regulatory Compliance  
& Quality Assurance

**MR. MD. FERDOUS JAMAN**

Company Secretary

**MR. MOHAMMAD SAYED AHMED, FCA**

Chief Financial Officer

**MR. MD. ASHFAQUL ALAM**

Vice President - Human Resources &  
Corporate Affairs

**MRS. AYESHA AKHTER**

Vice President - Commercial & PPIC

**MR. MD. AKHLAKUZZAMAN**

Vice President - Production

**MR. MD. SHAHIDUL ISLAM**

Head of Internal Audit & Compliance

**MR. MD. FORHAD HOSSAIN**

Manager - Administration



**MR. MOHAMMAD OBAIDUL KARIM**  
Chairman



# Message from the Chairman

*Dear Shareholders*

**Assalamualaikum Wa Rahmatullah**

It is an honor and privilege for me to welcome all of you to the 58<sup>th</sup> Annual General Meeting (AGM) of Orion Pharma Limited (OPL) and present the integrated Annual Report for the financial year ended June 30, 2023. My dear Shareholders, you are all aware that Orion Pharma has been operating in Bangladesh Pharma Market with name and fame for around 40 years. To extend our business both in local and export markets, we have set up our new Pharma Park with modern manufacturing facilities at Siddhirganj, Narayanganj.

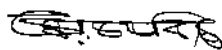
My dear Shareholders, let me take you all over the financial particulars of the company now. The company attained a Consolidated Net Revenue of BDT 13,926.60 million, Consolidated Gross Profit of BDT 2,280.16 million and the Consolidated Net Profit of BDT 640.94 million. Last year the Consolidated Net Revenue was BDT 9,661.61 million, Consolidated Gross Profit was BDT 1,974.20 million and the Consolidated Net Profit was BDT 846.08 million. The Consolidated Earnings per Share for this year is BDT 2.74 compared to BDT 3.62 last year. Taking into account the financial performance of the company your Board has recommended 10% Cash Dividend.

Every year we make a significant contribution to the National Exchequer in the form of Corporate Tax, Value Added Tax (VAT) and different other duties. This year your company has contributed an amount of BDT 770.52 million which is equivalent to 25.21% of the company's Net Revenue.

My dear Shareholders, we always provide the finest quality medicines to the society. Beside managing existing brands, Orion Pharma has launched several new medicines in last one year that has tremendous market opportunity. For example, it has introduced Vonion - preparation of Vonoprazan, a Japanese antiulcerant which overcomes the limitations of existing drugs like Omeprazole, Esomeprazole, Pantoprazole etc. It has also introduced in Bangladesh market the US innovated drug for indigestion, Itopride. Presently Domperidone is used for this purpose, but Domperidone may cause cardiac side effects which this new drug doesn't. Similarly, some other new products like Miralin, FML, Ckemia, Loricam etc. have their own clear-cut advantages over existing medicines in their respective market segments, and several other new products are in pipeline to be launched soon. With all these strategic moves, we hope this journey of success would continue in the coming days too.

My dear Shareholders, on behalf of Company's Board, I would like to extend my deep appreciation to the customers, suppliers, banks, financial institutions, business associates, government agencies, regulatory authorities and the Government of Bangladesh. I am grateful to the management and employees as they have done an admirable job in contributing to our success. Their support has been invaluable in driving the Company's growth. And to the shareholders, your unwavering support is deeply appreciated and drives us to excel further. Thank you very much. We wish you all the very best in all your future endeavors.

Thank you



**Mohammad Obaidul Karim**  
Chairman



# চেয়ারম্যান-এর প্রতিবেদন

## প্রিয় শেয়ারহোল্ডারবৃন্দ

### আসসালামু আলাইকুম ওয়া রাহ্মাতুল্লাহ


ওরিয়ন ফার্মা লিমিটেড এর ৫৮তম বার্ষিক সাধারণ সভায় আপনাদের সবাইকে স্বাগত জানাচ্ছি এবং ৩০ জুন, ২০২৩-এ সমাপ্ত অর্থ বছরের জন্য Integrated annual report উপস্থাপন করছি। আমার প্রিয় শেয়ারহোল্ডারবৃন্দ, আপনারা সবাই অবগত আছেন যে ওরিয়ন ফার্মা প্রায় ৪০ বছর ধরে বাংলাদেশ ফার্মাসিউটিকাল মার্কেটে নাম ও খ্যাতি নিয়ে কাজ করেছে। এরই ধারাবাহিকতায়, স্থানীয় এবং রপ্তানি উভয় বাজারে আমাদের ব্যবসা সম্প্রসারণের জন্য, আমরা নারায়ণগঞ্জের সিদ্ধিরগঞ্জে অত্যাধুনিক উৎপাদন সুবিধাসম্পন্ন নতুন ফার্মা পার্ক স্থাপন করেছি।

আমার প্রিয় শেয়ারহোল্ডারবৃন্দ, আমি এখন সমাপ্ত অর্থ বছরের নিরীক্ষিত আর্থিক বিবরণী উপস্থাপন করছি। আলোচ্য অর্থ বছরে আপনাদের কোম্পানি নীট বিক্রয় করেছে ১৩,৯২৬.৬০ মিলিয়ন টাকা, মোট মুনাফা করেছে ২,২৮০.১৬ মিলিয়ন টাকা এবং নীট মুনাফা করেছে ৬৪০.৯৪ মিলিয়ন টাকা। ২০২১-২২ অর্থ বছরের নীট বিক্রয় ছিল ৯.৬৬১.৬১ মিলিয়ন টাকা, মোট মুনাফা ছিল ১,৯৭৪.২০ মিলিয়ন টাকা এবং নীট মুনাফা ছিল ৮৪৬.০৮ মিলিয়ন টাকা। আলোচ্য অর্থ বছরে শেয়ার প্রতি আয় হয়েছে ২.৭৪ টাকা যা ২০২১-২২ অর্থ বছরে ছিল ৩.৬২ টাকা। পরিচালনা পর্ষদ কোম্পানির আর্থিক কর্মক্ষমতা বিবেচনা পূর্বক ২০২২-২০২৩ অর্থ বছরের জন্য ১০ শতাংশ নগদ লভ্যাংশ ঘোষণা করেছে, যা আপনাদের অনুমোদন সাপেক্ষে সকল শেয়ারহোল্ডারগণের মাঝে বিতরণ করা হবে। এই বছর আপনাদের কোম্পানি কর্পোরেট ট্যাক্স, ভ্যাট এবং অন্যান্য শুল্ক বাবদ জাতীয় কোষাগারে ৭৭০.৫২ মিলিয়ন টাকা প্রদান করেছে, যা কোম্পানির নীট বিক্রয়ের প্রায় ২৫.২১%।

আমার প্রিয় শেয়ারহোল্ডারবৃন্দ, আপনারা জানেন যে ওরিয়ন ফার্মা সর্বদা উন্নতমানের ঔষধ সরবরাহ করার ক্ষেত্রে বদ্ধ পরিকর। তারই পরিপ্রেক্ষিতে ওরিয়ন ফার্মা গত এক বছরে বেশ কয়েকটি নতুন ঔষধ বাজারজাত করেছে যেগুলো মানব স্বাস্থ্যের জন্য খুব প্রয়োজনীয়। উদাহরণস্বরূপ, আপনাদের কোম্পানি Vonion-নামে একটি ঔষধ এনেছে যা Vonoprazan গোত্রের একটি জাপানিজ antiulcerant এবং বাজারে বিদ্যমান ঔষধ যেমন Omeprazole, Esomeprazole, Pantoprazole ইত্যাদির সীমাবদ্ধতা অতিক্রম করে। এছাড়াও আপনাদের কোম্পানি বাংলাদেশের বাজারে বদহজমের জন্য মার্কিন উদ্ভাবিত ঔষধ Itopride-ও এনেছে। বর্তমানে Domperidone এই উদ্দেশ্যে ব্যবহার করা হয়, কিন্তু Domperidone কার্ডিয়াক পার্শ্ব প্রতিক্রিয়া সৃষ্টি করতে পারে যা এই নতুন ঔষধটি করে না। একইভাবে, Miralin, FML, Ckemia, Loricam নামের আরো বেশ কিছু নতুন ঔষধ আমরা বাজারে এনেছি যারা তাদের নিজ নিজ বাজারে বিদ্যমান ঔষধের তুলনায় অধিক কার্যকরী হবে বলে আশা করছি। আমাদের আরও বেশ কয়েকটি নতুন পণ্য শীঘ্রই চালু হওয়ার জন্য পাইপলাইনে রয়েছে। আমরা আশা করি আগামী দিনেও সাফল্যের এই যাত্রা অব্যাহত থাকবে।

আমার প্রিয় শেয়ারহোল্ডারবৃন্দ, কোম্পানির বোর্ডের পক্ষ থেকে, আমি সকল গ্রাহক, সরবরাহকারী, ব্যাংক, আর্থিক প্রতিষ্ঠান, ব্যবসায়িক সহযোগী, সরকারি সংস্থা, নিয়ন্ত্রক কর্তৃপক্ষ এবং বাংলাদেশ সরকারের প্রতি আমার গভীর কৃতজ্ঞতা জানাতে চাই। আমি সকল কর্মকর্তা এবং কর্মচারীদের প্রতি কৃতজ্ঞতা প্রকাশ করছি কোম্পানিতে তাদের গুরুত্বপূর্ণ অবদান রাখার জন্য। পরিশেষে, আমি সকলের জন্য একটি সমৃদ্ধ ২০২৪ সাল কামনা করছি এবং ভবিষ্যতেও আমি আপনাদের সকলের অব্যাহত সমর্থন এবং সহযোগিতা প্রত্যাশা করছি।

ধন্যবাদান্তে



মোহাম্মদ ওবায়দুল করিম  
চেয়ারম্যান

# Governance structure

Corporate governance is an important set of principles incorporated into every part of our organization to obtain sustainable success. We are committed to ensuring the highest standards of governance designed to protect the interest of all stakeholders to generate goodwill among business partners, customers and investors which ultimately creates value for them.

## Governance practices & reporting framework

The laws, policies, rules and regulations adopted by Orion Pharma Limited for maintaining sound corporate governance are outlined below:

- The Companies Act, 1994;
- Notification on corporate governance imposed by Bangladesh Securities and Exchange Commission (BSEC) ;
- Listing regulations imposed by Stock Exchanges;
- Related laws of the Land;
- Company's internal standards of code of conducts, ethics and compliances;
- Company's risk management system;
- Company's different types of committee's terms of reference and their statements with recommendations; and
- National and international best practices applicable in consistent with the company's nature of business.

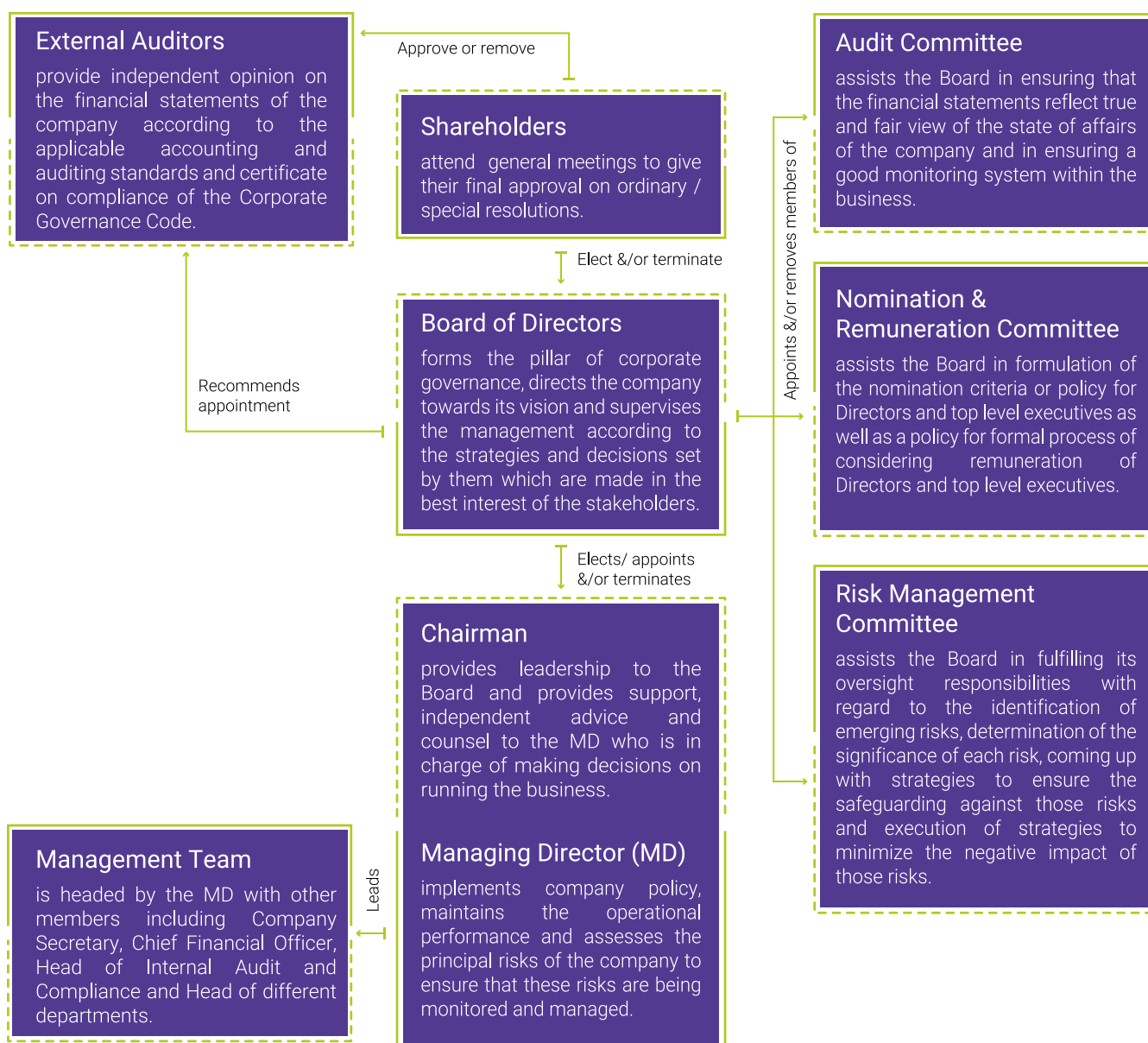
The above mentioned laws, policies, rules and regulations are the basis of standards of disclosures and throughout the year, the company has always been adherent to and applied or, if not

applied, explained, these frameworks. The review of the corporate governance framework is done from time to time to assure that our applied governance structure is always consistent, relevant with the best practices of the corporate world and effective in addressing upcoming business challenges.

In addition to this, the sub-committees of the Board with the direction of Board as well as the management team are always responsive to the regulatory requirements of different authorities like obtaining certification, periodic reporting of respective issues and transparency issues.

OPL regularly submits accurate and periodic documents including financial statements to the Bangladesh Securities and Exchange Commission, Stock Exchanges, National Board of Revenue, Registrar of Joint Stock Companies and Firms and other relevant regulatory authorities.

## Governance structure as on June 30, 2023





## The governing Board

The Board of Directors has the highest degree of authority, control and leadership and lays out the code of conduct and corporate governance in our company. The Board acknowledges the importance of corporate governance for the accomplishment of sustainability in business. The Board further ensures that the company is going ahead in the right direction so that the value of all stakeholders is maximized and there is a positive impact of the entity's operations on the society as well as on the environment.

The Board of Directors of OPL constitutes of different multidimensional individuals whose broad and diverse range of knowledge, experiences and competencies perfectly align with the context of our company as well as with the statutory requirements. The Board members have the right combination and balance of business, entrepreneurial, financial and technical skills that OPL considers as one of its greatest assets. In order to further ensure the independence of the Board, 2 (two) qualified Independent Directors have also been included in this board.

The governing Board ensures that all business strategies are formulated and all operations are carried out according to the

conditions of corporate governance code and other notifications and directives imposed by BSEC. The Board confirms that OPL adopts and applies the aforesaid code, other regulatory requirements and also the company's own policies and principles to deliver shareholders' value and to be transparent to all potential stakeholders.

## Board composition

The company has an appropriate mix of Executive, Non-Executive and Independent Directors. At present the Board consists of 7 (seven) Directors, of which 1 (one) is Executive, 4 (four) including the Chairman are Non-Executive and 2 (two) are Independent Non-Executive Directors. The combination of Executive, Non-Executive and Independent Directors in the Board of OPL adheres to the corporate governance code issued by the BSEC.

The current composition of the Board reflects an appropriate mix of skill sets, experience and qualifications that are relevant to the company's business. The Board composition is reviewed regularly to ensure the combination of diversity is maintained and that the Board retains its effectiveness by performing its functions.

### The Board of OPL as on the reporting date is as follows:

Name	Status			
	BoD	AC	NRC	RMC
Mr. Mohammad Obaidul Karim	Chairman, Non-Executive Director	-	-	-
Mrs. Zareen Karim	Managing Director, Executive Director	-	-	M
Mrs. Arzuda Karim	Non-Executive Director	-	-	M
Mr. Salman Obaidul Karim	Non-Executive Director	M	M	-
Mrs. Hasina Begum	Non-Executive Director	-	-	-
Mr. Md. Shafiqur Rahman	Independent Director	C	C	-
Mr. A. N. M. Abul Kashem	Independent Director	M	M	C

**Note:** BoD denotes Board of Directors  
AC denotes Audit Committee  
NRC denotes Nomination and Remuneration Committee  
RMC denotes Risk Management Committee  
C denotes Chairman of the Committee and  
M denotes Member of the Committee

## Board diversity

Diversifying the Board in terms of the inclusion of a wide variety of knowledge, skills and experiences in the Board brings new thinking, insights and perspectives and assists us to move towards the achievement of our long term goals. It is the responsibility of our Nomination and Remuneration Committee to identify Board member candidates, if required, to be proposed to and to get approved by the shareholders. Our existing Board is the combination of different personal characteristics including gender, age, background, experience, expertise and other technical and interpersonal skills.

## Board charter

The Board of Orion Pharma Limited assumes supreme leadership, responsibility and control for the overall strategic direction of the company along with its operations and activities through appropriate delegation of authority to the management and decisions in subsidiaries. The main role of the Board is to direct the company towards its vision and supervise the management according to the strategies and decisions set by them which are made in the best interest of the stakeholders. At OPL, the Board delegates certain duties to the sub-committees, enabling them to work in an efficient manner and focus on decision-making.

The Board at OPL is governed by a formal Board charter setting out its composition, processes and responsibilities. The main duties and responsibilities of the Board are to:

- Formulate corporate strategies, business policies along with major plans of action and monitor management in implementing these plans and strategies;
- Retain full and effective control of the company and take decisions concerning budgets, capital budgeting, business plan and major capital expenditures;
- Identify and regularly monitor key risk areas, major performance indicators and performance objectives of the business;
- Endeavour that the company complies with relevant laws, regulations and code of business practices and evaluate the effectiveness of the company's governance practices;
- Appoint/remove the Executive and Non-Executive Directors, CEO, CS, CFO, HIAC and top executives of the company and ensure their compensation, performance evaluation and proper succession when required keeping in consideration the best interest of the company;
- Establish a formal and transparent procedure for appointment of the Board members along with their orientation and assess the performance of the Board along with the effectiveness of its sub-committees;

- Ensure that the company regularly communicates with shareholders and relevant stakeholders openly and promptly, protecting the interest of minority shareholders;
- Review the company's integrated performance and ensure the integrity of the company's accounting and financial reporting system, including independent audit; along with corresponding the financial results to the interested users;
- Monitor and manage potential conflicts of interest of management, Board members and shareholders; and
- Review the reports provided by the sub-committees.

In order to fulfill their responsibilities, Directors always have unrestricted access to information including financial data, documents and records of the company.

## Appointment, retirement & rotation of Directors

Orion Pharma Limited abides by all rules and regulations of different relevant regulatory authorities including Companies Act, 1994 along with its own Articles of Associations, regarding the appointment, retirement and re-appointment of Directors.

In terms of the Companies Act, 1994, one third of the Directors are required to retire by rotation at each year's Annual General Meeting (AGM). Upon retirement the Directors may offer themselves for re-election by shareholders at AGM, if they are deemed to be eligible.

For the reporting financial year, Mr. Mohammad Obaidul Karim, Chairman and Mr. Salman Obaidul Karim, Director of the company will retire by rotation from the Board and also offered themselves for re-appointment at the ensuing AGM.

## Induction of Directors

The new Director(s) including the Independent Director(s) are provided with a formal orientation program, so that they can perform their roles in an efficient manner within the shortest practicable time. To understand about the company they are provided specific information about the company's mission, strategies, activities etc. New Board members are also introduced to their basic roles and responsibilities.

## Independent Directors

The Board of Directors of OPL consists of 2 (two) qualified Independent Directors who ensure independence of the Board and also bring more competencies on the table. The Independent Directors are Non-Executive Directors who have been appointed in compliance with the corporate governance code of BSEC. At our company, both the Independent Directors have successfully established trusting relationships with the other Board members and provide adequate time to their responsibilities.

As per the corporate governance code, the term of an Independent Director is 3 (three) years which may be prolonged for another 3 (three) years. Also the post of Independent director cannot remain vacant for more than 90 (ninety) days. However, the appointment / re-appointment of the Independent Director is subject to the approval by shareholders at the first AGM after their appointment following the recommendation from Board.

## Qualification of Independent Directors

Both the Independent Directors fulfill the conditions specified in the corporate governance code of BSEC and can make meaningful contribution to the business of the company.

### Mr. Md. Shafiqur Rahman

Mr. Md. Shafiqur Rahman obtained his B.Com (Hon's) and M.Com degree from the University of Dhaka. He was the Managing Director and CEO of Social Islami Bank Limited. His experience spans over more than 4 (four) decade of illustrious career in the banking sector.

### Mr. A. N. M. Abul Kashem

Mr. A. N. M. Abul Kashem has a long and illustrious career of more than thirty (30) years in the Banking industry. He last served as an Executive Director of the Central Bank, where he oversaw the Khulna Office, Foreign Exchange Investment Department and Human Resource Department. He is also vastly experienced in CBSP, Banking inspection, Expenditure Management and Accounts Departments. He has acquired versatile knowledge by working in different departments at the Central Bank of Bangladesh and this extensive knowledge and long professional experience is a great asset for the Board of the company.

## Separation of work for the Chairman & the Managing Director

The main purposes of splitting the position and roles of the Chairman from that of the Managing Director are to strengthen the overall integrity of the company by means of avoiding the conflict of interest and to improve the ability of the Board of Directors to oversee management.

Mr. Mohammad Obaidul Karim has been acting as the Chairman of the Board and elected by the Board since September 10, 2014. He does not participate in the operational and regular affairs of the company.

Mrs. Zareen Karim has been appointed as the Managing Director on January 08, 2020. She is responsible for all day to day management decisions and for the routine business operation of the company.

Both the Chairman and the Managing Director are collectively accountable for the leadership of the company and for exercising the highest standards of ethics, integrity and governance.

The respective and distinctive roles and responsibilities of the Chairman and the Managing Director are clearly defined by the Board. The separation of both of these positions and roles & responsibilities meets the criteria of corporate governance code of BSEC and also a balance of authority with regard to the Board's decision-making processes.

## Major roles & responsibilities of the Chairman are as follows:

- Provides leadership to the Board and assesses whether the Board is functioning in accordance with the Memorandum and Articles of Association of the company and other applicable laws, rules and regulations;
- Fixes Board, committee and general meeting schedule including date, time and location of meetings and develops agendas in consultation with the MD and the Company Secretary;
- Acts as Chair at meeting of members, meeting of Board of Directors and reviews and signs minutes of Board meeting and general meeting;
- Promotes open discussion and constructive dialogue among the Directors inside or outside the Board meeting and between the Directors and the management team;
- Works with the MD to ensure that Directors are properly informed and key issues are discussed by the Board in a timely manner, so that the Board has adequate support and all required information to make necessary decisions;
- Provides supports, independent advice and counsel to the MD;
- Represents the company as its figurehead to the relevant stakeholders;
- Acts as a direct liaison between the Board and the management of the company, through the MD; and
- Reviews the Board's sub-committees performance to make sure that they work effectively.

## Major roles & responsibilities of the Managing Director are as follows:

- Formulates and successfully implements company policy;
- Develops strategic operating plans that reflect the longer-term objectives and priorities established by the Board and also directs strategy towards the profitable growth and operation of the company;



## Governance structure

- Represents the company to major stakeholders;
- Maintains the operational performance of the company and closely monitors the operating and financial results against plans and budgets;
- Builds and maintains an effective management team;
- Assess the principal risks of the company to ensure that these risks are being monitored and managed;
- Ensures effective internal controls and management information systems are in place;
- Ensures that the company maintains high standards of corporate citizenship and social responsibility wherever it does business; and
- Keeps the management and the Board informed about all material activities of the company and all material external factors affecting the company.

### Company Secretary (CS)

The Company Secretary, Mr. Md. Ferdous Jaman, plays a proactive and crucial role in the governance of the company. He works at the centre point of the decision making process and is a management personnel of the company responsible for providing guidance to the Chairman and Board of Directors in respect to their responsibilities, authorities and power. He is directly accountable to the Board, through the Chairman and has been serving as a dedicated and resourceful personnel for a long time. Mr. Jaman does not hold any executive position in any other company.

### Major duties & responsibilities of the Company Secretary are as follows:

- Responsible to advice on the corporate governance and other rules and regulations imposed by different regulatory authorities including RJSC, BSEC, DSE, CSE;  
Most notably, the responsibility for developing and implementing processes to promote and sustain good corporate governance has fallen largely within the remit of the Company Secretary;
- Facilitates the distribution of information to the concerned office or person in a timely manner like agenda items for Board and committee meetings, investor communications and any other corporate announcement including Price Sensitive Information which may have significant material impact on the performance of the company;
- Attends all the meetings of the Board, its sub-committees, meeting of the members and records the minutes of such meetings;
- Maintains the necessary link and liaison with the internal organs like Board, Management, different divisions and department and also with the external agencies; and

- Performs company secretarial and legal matters- compliance with Companies Act, 1994, listing regulations, securities law and Memorandum & Articles of Association; arranging and holding the Board meeting, annual general meeting, extra ordinary general meeting as well as taking correct record of proceedings; maintaining statutory books.

### Chief Financial Officer (CFO)

The Board appointed Mr. Mohammad Sayed Ahmed, FCA as the Chief Financial Officer of the company because Ms. Monowara Khatoon resigned from her position. Mr. Ahmed does not hold any executive position in any other company.

### Major duties & responsibilities of the Chief Financial Officer are as follows:

- Responsible for directing finance and accounts team to carry on the financial functions of the company in accordance with the applicable rules and regulation;
- Works with management team on the strategic vision of the organization including cultivating and fostering strategic relationships and potential alliances;
- Responsible for oversight of financial internal controls and coordination of all financial audits;
- Collaborates with the MD and other senior leaders on operational and strategic issues as they arise; provides strategic recommendations based on financial analysis and projections, and revenue/expense analysis;
- Oversees all financial transactions, including billing, finance, accounting and reporting; and prepares and communicates monthly, quarterly, half yearly and annual financial statements;
- Develops and supervises the budget or financial forecasting for upcoming year considering the long-term budgetary planning and cost management in alignment with the strategic plan;
- Develops and promotes a framework to drive financial acumen and accountability across the organization; and
- Reviews and certifies the financial statements together with the MD and submit the same to the Board of Directors of the company.

### Head of Internal Audit & Compliance (HIAC)

Mr. Md. Shahidul Islam is the company's Head of Internal Audit and Compliance and he does not hold any executive position in any other company.

### Major duties & responsibilities of the Head of Internal Audit & Compliance are as follows:

- Responsible for evaluating the adequacy of the system of internal controls and recommending improvements in controls;
- Assesses compliance with policies and procedures and sound business practices;
- Assesses compliance with the laws, rules, regulations, guidelines etc.;
- Reviews operations/programs to ascertain whether results are consistent with established objectives and whether the operations/programs are being carried out as planned;
- Reviews and appraises the soundness, effectiveness, and proper application of accounting process and assesses the adequacy and extent of programs designed to safeguard organization assets; and
- Issues reports to the Audit Committee regarding planning of adequate internal control and financial reporting.

### The Directors' Report to shareholders

The Directors' Report to shareholders is prepared in compliance with the corporate governance code of BSEC. This report has

been duly approved by the Board of Directors in its Board meeting held on November 12, 2023.

### Board meetings & procedures

The meetings of the Board of Directors of OPL occur regularly as per schedules but often the Board members also meet to discuss and deal with urgent matters that require attention. Therefore, additional meetings are convened on an ad hoc basis. In this case reasonable notice period for such emergency meeting is given before holding the meeting to facilitate planning of Directors' schedule. The Company Secretary finalizes the agenda for meetings in consultation with the Chairman and the same is circulated to the Board members well in advance to ensure meaningful participation in the meetings. In the meetings, the Board of Directors discusses about critical issues as per the set agendas; reviews sub-committees' reports and takes appropriate decisions. These meetings provide an opportunity for both Executive and Non-Executive Directors to articulate ideas.

Orion Pharma Limited complies with the provision mentioned under Section 96 of the Companies Act, 1994 which states that a meeting of the Board of Directors shall be held at least once in every 3 (three) months and at least 4 (four) such meetings shall be held in every year. The CS, CFO and HIAC attend the meetings regularly.

### Number of Board meetings held & attendance of Directors

During the financial year ended June 30, 2023, 11 (eleven) Board meetings were held. Other than Directors, the CS, CFO and HIAC of the company also attended all the Board meetings. Information about the attendance of Directors at the Board meetings during the reporting year and at the last AGM is stated in the table below:

Name	Board meetings held	Board meetings attended
Mr. Mohammad Obaidul Karim	11	11
Mrs. Zareen Karim	11	11
Mrs. Arzuda Karim	11	11
Mr. Salman Obaidul Karim	11	11
Mrs. Hasina Begum	11	11
Mr. Md. Shafiqur Rahman	11	11
Mr. A. N. M. Abul Kashem	11	11

## Boards of subsidiary companies

Orion Pharma Limited is the parent (holding) company of 2 (two) unlisted subsidiary companies:

- Orion Power Meghnaghat Limited and
- Dutch Bangla Power & Associates Limited

Both the subsidiaries have their own Board of Directors with the authority to manage the companies for the best interest of the companies as well as the shareholders. The Board is aware of the fact that any material issue of the subsidiary companies might have an effect on both the parent company as a whole and on its subsidiaries. Therefore, OPL oversees the operation and performance of the subsidiaries to ensure effective control over the decision making process of the subsidiaries. One of the Independent Directors of the parent company, Mr. Md. Shafiqur Rahman, was appointed as the Nominated Director of both the subsidiary companies through a Board meeting held on June 14, 2018 in order to ensure governance of Board of Directors of subsidiary companies. The minutes of all the Board meetings of the subsidiary companies are placed and reviewed at the following Board meetings of OPL.

## Board's sub-committees

For ensuring good governance in the company, the Board established the following sub-committees:

- Audit Committee;
- Nomination and Remuneration Committee; and
- Risk Management Committee.

The responsibility of such sub-committees is to divide up the work amongst Board members, allowing Board members with specific expertise to focus on key areas and which allows committee members to better serve the Board's needs.

### Audit Committee

The Board has an Audit Committee as a sub-committee to enable the Board to carry out its responsibilities and duties effectively. The Audit Committee is comprised of 1 (one) Non-Executive Director and 2 (two) Independent Directors. The Chair of the committee is an Independent Director, Mr. Md. Shafiqur Rahman, as required under the corporate governance code of BSEC. He was duly appointed by the Board as the Chairman of the committee. Other members are Mr. Salman Obaidul Karim, Non-Executive Director and Mr. A. N. M. Abul Kashem, Independent Director. The Company Secretary of the company acts as the Secretary to the Audit Committee.

The committee assists the Board with respect to internal control, financial reporting, auditing matters, monitoring process, related party transactions etc. The committee also has the responsibility to make sure that all the rules and regulations

issued by the regulatory authorities have been complied with and they are directly responsible and report to the Board.

### Nomination & Remuneration Committee

The Board of Directors has a Nomination and Remuneration Committee for the company in compliance with the corporate governance code of BSEC. The committee is composed of 3 (three) members of the Board of Directors. Mr. Md. Shafiqur Rahman, Independent Director is the chair of the committee. Other members are Mr. Salman Obaidul Karim, Non-Executive Director and Mr. A. N. M. Abul Kashem, Independent Director. The Company Secretary serves as the Secretary to the Nomination and Remuneration Committee.

The committee supports the Board in formulating the nomination criteria or policy for identifying and recommending the qualified candidates to become members of Board of Directors and top Executives as well as sets policy for formal process of considering remuneration of the Directors and top Executives of the company.

### Risk Management Committee

In order to ensure effective risk management within the company, the Risk Management Committee is formed as another sub-committee of the Board. The Risk Management Committee focuses on the overall process of risk management of the company. The committee comprises of 3 (three) members from the Board. Mr. A. N. M. Abul Kashem, Independent Director is the Chairman of the Committee. Other members are Mrs. Zareen Karim, Managing Director and Mrs. Arzuda Karim, Non-Executive Director.

## Evaluation of the Board's performance

The Board members always take decisions for the benefit of the company as well as for the stakeholders including the shareholders and always perform their duties accordingly. However, at Orion Pharma Limited, an annual evaluation of the performance of the Board, Board members as well as the committees is carried out as the Directors believe that this assessment measures how the Board, Board members and its committees have performed on the parameters of strategic direction, management control and support. The responsibility of evaluation of the Board, Board members and its Committees is conducted under the stewardship of Nomination and Remuneration Committee.

## Code of conduct for Directors & Chief Executive Officer

All the Directors are required to abide by and conduct their fiduciary responsibilities towards the company as well as towards the shareholders in accordance with the code of conduct set for them as per the guidelines of corporate



governance code of BSEC. The Chief Executive Officer also adheres to the code of conduct for the CEO while performing her duties with care, skill and diligence.



Please refer to the following URL for detailed Code of Conduct:

[http://www.orionpharmabd.com/public/corporate\\_governance/replace/Code\\_of\\_Conduct\\_OPL.pdf](http://www.orionpharmabd.com/public/corporate_governance/replace/Code_of_Conduct_OPL.pdf)

## Independence of Board of Directors

At Orion Pharma Limited, the Board of Directors is independent of management and has no association that can interfere with their judgment or scope of work. The Nomination and Remuneration Committee has been assigned to assist the Board to review the independence of the Directors as well as the sub-committee members. Both the Independent Directors have submitted a signed and dated declaration to demonstrate their independence to the Board of Directors. The Board determines and declared at the end of the year that all of its members along with those of its sub-committees are independent.

## External or statutory auditors

OPL follows the Companies Act, 1994, Securities and Exchange Rules 1987 and BSEC's notification with regard to the appointment and re-appointment of statutory auditors. Complying with the rules, the Audit Committee recommends to the Board to appoint or re-appoint statutory auditors and the Board recommends the same for the approval of shareholders at the next AGM. Also the remuneration of the statutory auditors is fixed by the shareholders in the AGM. In addition to this, Orion Pharma Limited conforms to the laws that the statutory auditors can hold the office for a maximum period of 3 (three) consecutive years and they act independently to provide audited financial statements. Malek Siddiqui Wali, Chartered Accountants, was appointed as the statutory auditors of the company in the last Annual General Meeting and will retire in the forthcoming Annual General Meeting.

Meanwhile, Malek Siddiqui Wali has confirmed their eligibility and willingness to accept their office as the statutory /external auditors of the company for the next financial year, if re-appointed. In this regard, subject to the approval of shareholders in this forthcoming Annual General Meeting, the Board, as per the recommendation of the Audit Committee, has recommended to appoint Malek Siddiqui Wali, Chartered Accountants, as the statutory auditors of the company.

## Maintaining a website

OPL maintains an official website and the website address is [www.orionpharmabd.com](http://www.orionpharmabd.com). The company's website has a wealth of information and there is a section in the website named "Investor Relations" designed specifically for investors. It

includes detailed coverage of the Board of Directors, share information, PSI, financial news and investor contact. Quarterly, half-yearly and the annual financial statements are posted at company's website to keep all the stakeholders informed about the company's financial results.



This year's Annual Report as well as the reports of prior years can be viewed at:

<http://www.orionpharmabd.com/investor/annualreport>

## Appointment of compliance auditors

OPL assures compliance on corporate governance by obtaining a Certificate on compliance on the conditions of the corporate governance code from ARTISAN, Chartered Accountants, who provides certification based on audit that we have duly complied with all regulatory requirements of BSEC. Also the Board has recommended to appoint ARTISAN Chartered Accountants, as the corporate governance compliance auditors for the next financial year subject to the approval of shareholders at the ensuing AGM.

## Dealing of securities

The Board of Directors of Orion Pharma Limited, in their declared code of conduct, has forbidden any kind of insider trading. All Directors and management personnel are prohibited from dealing with own securities during closed periods. The Board ensures that members of the Board of Directors, the Board's sub-committees or the management and their family members were not involved in any insider trading.



Details on share dealing is described in the Code of Conduct for the Directors and the Chief Executive Officer under section Insider Trading and please refer to the following URL for detailed Code of Conduct:

[http://www.orionpharmabd.com/public/corporate\\_governance/replace/Code\\_of\\_Conduct\\_OPL.pdf](http://www.orionpharmabd.com/public/corporate_governance/replace/Code_of_Conduct_OPL.pdf)

## Succession planning

At Orion Pharma Limited, the Board of Directors through its Nomination and Remuneration Committee is responsible for overseeing the succession planning. The management team is particularly assigned to assist the Board and the committee with senior leadership succession planning when necessary. The company always plans ahead the succession keeping factors such as skills and knowledge, diversity, professional background, expertise etc. into consideration.

## Corporate culture

Orion Pharma Limited has a flexible corporate culture which is always open to improvement. We are a team-oriented company and our human resource practices are one of the best in the country. We are committed for establishing equal employee

opportunity for our valued employees. Integrity is one of our core values and we believe in being transparent and fair in all our dealings by providing the best quality to the customers along with fulfilling our responsibility towards the society.

## Communication with shareholders and stakeholders

The Board of Directors of the company pays great importance to its investors' community and their information requirements. With the sincere desire to stay close with investors' community, the company always tries to bridge the gap between investors' and the company. The company aims to be transparent with all stakeholders, including the owners of the company – the shareholders.

The AGM of OPL is held each year as per law. Extraordinary general meetings are called as often as necessary by a decision of Board of Directors, or by the written notice of shareholders of the company. The purpose of the AGM is to enable the company to report on its activities during the previous financial years to its shareholders. We at OPL aim to be accountable and transparent with all our stakeholders, through proper and timely dissemination of information on the company's financial performance and major developments. The AGM is a platform for the Board and shareholders to effectively communicate on company's performance.

We give a lot of importance to the participation of shareholders in the AGM and also try to ensure their presence in this meeting to notify them about how their company is performing. This is because we at OPL follow the opinion that regular and transparent communication can help our shareholders feel connected to the company.

A notice of AGM is sent to the exchanges and simultaneously to the shareholders as per rules prior to AGM and any resolutions containing price sensitive information send to the exchanges within half an hour in compliance with the Listing Regulations, 2015. The annual reports are circulated and published in the company's website as per the provisions of Listing Regulations, 2015, so that shareholders can get sufficient time to go through the report and freely provide their valuable comments and suggestions during the AGM. When selecting the time and venue for the AGM, the convenience of maximum shareholders is considered by the company. The Chairman and other members of the Board answer the questions of the shareholders and note the views and suggestions of them offered at the AGM with utmost seriousness. A shareholder of the company is entitled to attend and vote at the general meeting or may appoint a proxy to attend and vote in his/her stead. OPL also provides updated information on its website regularly for the shareholders of the company.

## Human Capital

OPL ensures high standard business practices by engaging competent work force in every department of the organization. OPL considers human resources as the source of creativities and innovations in continuing and/or upgrading organizational overviews towards excellence which is the ultimate objective of the company.

## Denouement

Responsible and fair corporate governance is fundamental to the success of OPL. It is an integral part of our corporate culture and the reason why employees, customers, shareholders, business partners and the general public place their trust in us.

The Board, management and employees of OPL are obliged to act responsibly and in compliance with applicable laws and regulations of the corporate governance. Our company strives to set benchmark in the corporate world by obtaining the most efficient form of management with the aid of our Board Members, stakeholders and the employees. Therefore, it is the sole responsibility of our members and employees to adhere with good corporate governance for the sake of company's success in all aspects. OPL envisions to achieve excellence in the field of pharmaceutical industry through effective execution of corporate governance policies. With the aim to adopt transparency and accountability in corporate governance, our company conducts surveillance on a regular basis ensuring a law abiding and appropriate implementation of corporate governance. As a result, OPL is undoubtedly recognized as an ideal organization in maintaining fair governance along with its potential and reliable Board members and employees.

# Audit Committee report

## Part One: Statement by the Chairman of the Audit Committee

I, the undersigned Independent Director and Chairman of Audit Committee, on behalf of the members of committee, do hereby declare that the committee has pleasure in submitting its report to the shareholders as required in terms of the condition No.5.6 of the Notification No.BSEC/CMRRCD/2006-158/207/Admin/80 dated June 03, 2018 issued by Bangladesh Securities and Exchange Commission under section 2CC of the Securities and Exchange Ordinance, 1969 (XVII of 1969).

The committee is satisfied that it has met its responsibilities for the reporting year and to the date of this report in accordance with its terms of reference as set down in its charter. The table below depicts the activities carried out by the committee and the outcomes of these activities as on the reporting date:

Activities	Outcomes
Oversight of financial statements and its reporting process	<ul style="list-style-type: none"> <li>Reviewed the quarterly, half yearly and annual financial statements of the company and its subsidiaries together with the Chief Financial Officer and the Managing Director;</li> <li>Considered the quarterly, half yearly and annual financial statements of the company and recommend the same to the Board of Directors for their approval;</li> <li>Confirmed that the financial statements reflect true and fair view of the state of affairs of the company and its subsidiaries;</li> <li>Oversaw the financial reporting process, the application of accounting policies and principles;</li> <li>Concluded that no material deviation, discrepancies or adverse findings in the areas of reporting and disclosures were found during the reporting financial year; and</li> <li>Verified compliance with all applicable laws and matters related to the preparation and presentation of financial statements.</li> </ul>
Assurance of internal control and internal audit	<ul style="list-style-type: none"> <li>Reviewed the statement of significant re-current related party transactions entered into by the company throughout the year;</li> <li>Monitored the overall internal audit and compliance process, audit plans and audit reports at each of its quarterly meetings and approves the annual internal audit plans;</li> <li>Worked with the internal auditors on the reports issued by the internal audit to ensure that proper actions have been taken to address the internal audit recommendations;</li> <li>Assessed the adequacy of internal audit and internal control function; and</li> <li>Played a role along with the Risk Management Committee in the company's overall risk management process in the context of its responsibilities for internal control.</li> </ul>



## Committee report

Activities	Outcomes
Engagement with the statutory auditors	<ul style="list-style-type: none"><li>• Ensured that the appointment of the statutory auditors complies with the Companies Act 1994, guidelines imposed by the BSEC relating to the appointment of the statutory auditors;</li><li>• Concluded that the statutory auditors did not provide any non-audit services to the company;</li><li>• Oversaw the determination of audit fees to be paid to the statutory auditors;</li><li>• Monitored the overall performance of the statutory auditors;</li><li>• Recommended to the shareholders to appoint Malek Siddiqui Wali, Chartered Accountants, as the statutory auditors of the company;</li><li>• Held meeting with the statutory auditors, with and/or without the presence of any members of management team, to review the company's annual financial statements; and</li><li>• Reviewed the statutory auditors' findings, their letters or response to ensure that all these issues or findings have been addressed and concluded that no management letter or letter of internal control weakness was issued by the statutory auditors.</li></ul>
Preparation of report	Prepared a report of Audit Committee for publishing in the Annual Report 2022-23 of the company.

## Part Two: The report of Audit Committee

### Introduction

The Board of Directors of Orion Pharma Limited has always prioritized the assurance of protection of the interest of stakeholders by means of maintaining integrity of financial reporting, effectiveness of risk management and internal control systems and related corporate governance and compliance matters. The responsibility of ensuring these important matters is exclusively delegated to the Audit Committee, a sub-committee of the Board, appointed by and responsible to the Board of Directors.

The committee reports regularly to the Board on the performance of the activities it has been assigned and also lends confidence to the quality of the audit and the credibility of the financial statements.

### Composition of the committee

The Audit Committee consists of 2 (two) Independent Directors and 1 (one) Non-Executive Director. The members of the committee are financially literate and competent in financial

matters and the committee as a whole has adequate relevant knowledge and experience to equip the committee to carry out its responsibilities.

The committee is chaired by Mr. Md. Shafiqur Rahman, Independent Director of the company. The Board is confident that the leadership of Mr. Md. Shafiqur Rahman as Chairman of the Audit Committee is in the best interests of the company, based on his extensive knowledge on specific areas of responsibilities of the committee. Mr. Md. Shafiqur Rahman will attend the ensuing AGM to answer shareholder questions on the committee's activities. During the reporting year, no such situation arose making the number of committee members lower than 3 (three) persons. Other than the committee members, the Company Secretary, Mr. Md. Ferdous Jaman, functioned as the Secretary of the committee and attended all the meetings of the committee.

The members of the Audit Committee of OPL as on the reporting date are as follows:

Name	Joined the committee	Status with the committee	Status with the Board
Mr. Md. Shafiqur Rahman	2018	Chairman	Independent Director
Mr. A. N. M. Abul Kashem	2020	Member	Independent Director
Mr. Salman Obaidul Karim	2020	Member	Non-Executive Director
Secretary: Mr. Md. Ferdous Jaman, Company Secretary			

### Meetings & attendance

Name	Audit Committee meetings held	Audit Committee meetings attended
Mr. Md. Shafiqur Rahman	4	4
Mr. A. N. M. Abul Kashem	4	4
Mr. Salman Obaidul Karim	4	4

## Committee report

The company held Audit Committee meetings at regular intervals. During the financial year ended June 30, 2023 the committee held 4 (four) meetings and all members were present in all meetings of the committee. Mr. Md. Ferdous Jaman, Company Secretary also attended all the meetings to act as the Secretary of the committee.

### Terms of reference

The Audit Committee discusses and reviews company's financial disclosures with the Board and statutory auditors and oversees the organization's internal controls. The committee reports that it operates within the terms of reference defining the role and responsibilities of Audit Committee as set out in its charter which is governed by the BSEC's corporate governance code. The committee's principal responsibilities include, but not limited to, the following matters:

### Financial statements & its reporting process

- Supporting the Board particularly in monitoring the financial reporting process, and submitting recommendations or suggestions to the Board on ensuring the integrity of the financial reporting process;
- Review of the quarterly, half yearly and annual financial statements and accounting policies and principles for the company and all of its subsidiaries; and
- Meeting with the management on quarterly financial statements or with the statutory auditors on the annual financial statements and upon satisfaction of the review, recommendation of the same statements to the Board for approval.

### Internal control arrangement

- Review of the management letter and letter of internal control weakness issued by the statutory auditors on the effectiveness of the systems designed for internal financial control and management response thereon; and
- Review of statement of significant related party transactions submitted by management;
- Review of and recommendation to the Board regarding disclosures to be published in the annual report concerning internal control, risk management and the Management's Discussion and Analysis; and
- Discharge of the committee's fiduciary responsibilities to consider the major findings on internal investigations and management's response.

### Statutory auditors

- Review of the audit plan and methodology proposed by the statutory auditors to carry out the audit as well as holding meeting with them for review of the annual financial statements before submission for Board's approval;
- Oversight of the nomination, determination of audit fees based on scope and magnitude, level of expertise deployed and time required for effective audit, assessment of the statutory auditors' performance, qualifications, findings and recommendation;
- Recommendation of the appointment, re-appointment or replacement of the statutory auditors and preparation the proposal of the Board to the annual general meeting for the election of the statutory auditors;
- Discussion of the problems, irregularities and reservation arising from the statutory audit and any matters the statutory auditors may wish to discuss; and
- Assurance of the independence of statutory auditors from any material non-audit services including appraisal or valuation service or fairness opinions, financial information systems design and implementation, book-keeping, broker-dealer services, actuarial services and internal audit services.

### Internal audit function

- Oversight of the performance, adequacy and effectiveness of internal audit function and compliance process to make sure that the internal audit and compliance process is adequately resourced and review of their report stating major findings of the internal investigations and management response and where necessary, making sure that the appropriate actions are taken.

### In addition, the committee

- Submits the minutes of all committee meetings and reports on the matters discussed at each committee meeting to the Board on quarter basis, as appropriate;
- Reports annually to the shareholders on the activities carried out by the committee;
- Reviews and assesses the performance and effectiveness of the Audit Committee; and
- Performs any other activities consistent with the regulatory law as the committee or the Board deems necessary or appropriate.



## Reporting of the Audit Committee

### Board of Directors

The committee Chairman reports formally to the Board on its proceedings after each meeting on all matters within its duties and responsibilities including any material defects in internal control or in internal audit and compliance process or in the financial statements, any conflict of interest, any infringement of laws or regulatory compliances and any other matters necessary to ensure the true and fair view of the financial statements.

During the year under review, the committee met 4 (four) times and accordingly forwarded their reports to the Board. The Board is of the view that there was no issue having significant material impact on the company's financial statements which needed to be disclosed to the Board or the regulatory authorities.

### Regulatory authorities

Apart from reporting to the Board, it also have the authority to report to the regulatory authorities regarding any issue having material financial impact on the financial condition and results of operation if the Board and the management have unreasonably ignored such issues without making any rectification.

### Shareholders & general investors

The committee prepares report on its activities to shareholders and other interested parties of the company on annual basis by means of presenting a summary of its activities in the form of a "Statement by the Chairman of the Audit Committee" in first part and the Report of Audit Committee in second part.

### Recommendation of Audit Committee report for approval by the Board

This Audit Committee report was recommended by the committee for approval by the Board of Directors of Orion Pharma Limited which was granted on November 12, 2023.

On behalf of the committee



**Md. Shafiqur Rahman**  
Chairman

# Nomination & Remuneration Committee report

## Part One: Statement by the Chairman of the Nomination & Remuneration Committee

I, the undersigned Independent Director and Chairman of Nomination and Remuneration Committee on behalf of the members of Committee, do hereby declare that the committee has pleasure in submitting its report to the shareholders as required in terms of the condition No.5.6 of the Notification No.BSEC/CMRRCD/2006-158/207/Admin/80 dated June 03, 2018 issued by Bangladesh Securities and Exchange Commission under section 2CC of the Securities and Exchange Ordinance, 1969 (XVII of 1969).

The committee is of the opinion that the disclosure provided in this integrated annual report on the nomination and remuneration policies and the evaluation criteria and activities of the committee are adequate to present a transparent and independent view of the company's approach to its human resources and are in line with business strategy and well-aligned to shareholder interest. The table below depicts the activities carried out by the committee and the outcomes of these activities as on the reporting date:

Activities	Outcomes
Proposal for re-election of Directors	Proposed Mr. Mohammad Obaidul Karim, Chairman and Mr. Salman Obaidul Karim, Director for retirement by rotation and for re-election (being eligible) by the shareholders in this upcoming Annual General Meeting.
Re-appointment of Independent Director	Re-appointed Mr. A. N. M. Abul Kashem as the Independent Director of the company for the next 3 (three) years considering his qualification, skills, experience, expertise, positive attributes and eligibility as per corporate governance code issued by BSEC, subject to the approval of the shareholders in the upcoming Annual General Meeting.
Evaluation of performance	Evaluated the performance of the Board, its committees, individual members of the Board, Key Managerial Personnel and other senior executives of the company, with the assistance of HR department as and when required, and satisfied with their performance.
Appointment & review of remuneration and other fees	Recommended apportionment of KMP and reviewed the annual remuneration package of the Executive Director, Key Managerial Personnel and other senior executives of the company, with the assistance of HR department as and when required, and ensured that the level and composition of remuneration is reasonable and sufficient to attract, retain and motivate them to run the company as per company goals.
Succession planning	Reviewed the succession plan to ensure that the potential individuals are ready with proper skills, experience, ownership and engagement to fill gaps when necessary.
Review of HR and training policy	Reviewed human resources and training policies for the future leaders of the company.
Disclosure of remuneration	Considered and confirmed that the remuneration disclosed in this integrated annual report is accurate, complete and transparent.
Preparation of report	Prepared a Nomination and Remuneration Committee Report for publishing in the Annual Report 2022-23 of the company.

## Part Two: The report of Nomination & Remuneration Committee

### Introduction

The Nomination and Remuneration Committee, a sub-committee of the Board has been duly constituted with one primary objective-supporting the Board by setting policies for nomination and remuneration functions. The charter clearly sets out the terms of reference or scopes of the committee's responsibilities. The committee may be supported by an independent expert as advisor who does not have voting power like the member of the committee. The committee has been constituted by the Board of Directors and it reports regularly to the Board on the performance of the activities it has been assigned.

with a minimum requirement of 1 (one) such member. All the members are Non-Executive Directors, nominated and appointed by the Board. The committee is headed by Mr. Md. Shafiqur Rahman, Independent Director of the company. The Board is confident that the leadership of Mr. Md. Shafiqur Rahman as Chairman of the committee is in the best interests of the company, based on his extensive knowledge of the specific areas of responsibilities of Nomination and Remuneration Committee. Mr. Md. Shafiqur Rahman will attend the ensuing AGM to answer shareholder questions on the committee's activities. Other than the committee members, the Company Secretary, Mr. Md. Ferdous Jaman, functions as the Secretary of the committee.

### Composition of the committee

The Nomination and Remuneration Committee is comprised of 3 (three) members of whom 2 (two) are Independent Directors

The members of Nomination and Remuneration Committee of OPL as on the reporting date are as follows:

Name	Joined the committee	Status with the committee	Status with the Board
Mr. Md. Shafiqur Rahman	2018	Chairman	Independent Director
Mr. A. N. M. Abul Kashem	2020	Member	Independent Director
Mr. Salman Obaidul Karim	2020	Member	Non-Executive Director
Secretary: Mr. Md. Ferdous Jaman, Company Secretary			

### Meetings & attendance

Name	Nomination and Remuneration Committee meetings held	Nomination and Remuneration Committee meetings attended
Mr. Md. Shafiqur Rahman	7	7
Mr. Salman Obaidul Karim	7	7
Mr. A. N. M. Abul Kashem	7	7



## Committee report

This table demonstrates the attendance records of members at committee meetings during the financial year ended June 30, 2023. The committee held 7 (seven) meetings and all members were present in all meetings of the committee. Mr. Md. Ferdous Jaman, Company Secretary also attended all the meetings to act as the Secretary of the committee.

### Terms of reference

The committee has formal terms of reference which is governed by the BSEC corporate governance code. The charter governs the procedures and guidelines of nominating a candidate to the position of Director as well as nominating persons to become members of the company Key Managerial Personnel. This charter also outlines the procedures and guidelines in relation to the remuneration of Directors, Key Managerial Personnel and other senior executives of the company. The committee's principal responsibilities include, but not limited to, the following matters:

### Functions related to nomination

- Establishing a policy formalizing the company's approach to Board diversity (including diversity in gender, age, socio-economic background, skills, experience and independence);
- Formulating criteria for determining qualifications, positive attributes and independence of Directors as well as the criteria for evaluation of performance of the Board of Directors including the Independent Directors;
- Evaluating and reviewing the appropriate size of the Board, required mix of skills, experience and other qualities on annual basis;
- Identifying the company's need for employees at different levels and determining their selection, transfer or replacement and promotion criteria;
- Recommending qualified candidates to the Board to appoint/re-appoint as members of the Board, subject to the approval of shareholders in the Annual General Meeting;
- Considering the need to identify persons who may be appointed in senior management in line with the criteria laid down and recommending to the Board regarding their appointment or removal; and
- Developing, recommending and reviewing annually the company's human resource and training policies.

### Functions related to remuneration

- Reviewing and recommending to the Board a formal and transparent remuneration policy and framework for the Board members and senior management and other employees of the company. In doing so, the committee considers the following:

- The level and composition of remuneration is reasonable and sufficient to attract, retain and motivate suitable Directors as well as top level executives to run the company successfully;
- Relationship of remuneration to performance is clear and meets appropriate performance benchmarks;
- Remuneration to Directors, Key Managerial Personnel and senior management involves a balance between fixed and incentive pay reflecting short and long-term performance objectives appropriate to corporate governance code imposed by BSEC and the goals of the company;
- Assessing and proposing to the Board for approval of annual bonus and salary increment framework of the company; and
- Preparing and presenting a report for disclosing in the Annual Report describing the nomination and remuneration policy.
- The remunerations and other benefits awarded to Directors and Key Managerial Personnel.
- Evaluating annually the structure, policies and amount of remuneration for the Directors and top level executives.

## Reporting of the Nomination & Remuneration Committee

### Board of Directors

It is mandatory for the committee to report and inform the Board of Directors from time to time about its regular activities and to ensure that the Board is aware of the activities carried out by the committee. The committee's Chair on behalf of the committee, reports to the Board following each meeting and prepares any report on the matters as outlined in its charter for the approval of the Board.

### Shareholders and other interested parties

It reports to Board and the Board discloses the nomination and remuneration policy and the evaluation criteria and activities of NRC to the shareholders and other interested parties by means of presenting a summary of its activities in the form of a "Statement by the Chairman of the Nomination and Remuneration Committee" in first part, the report of Nomination and Remuneration Committee in second part and the nomination and remuneration policy and the remuneration report in the third part.

## Part Three: The nomination & remuneration report

### Nomination & remuneration policy

The committee formulated and recommended and the Board approved a nomination and remuneration policy as per the guidelines to determine attributes and qualifications for appointment as well as appropriate pay package for the Board Members and top executives including the Key Managerial Personnel (KMP) and other senior executives of the company. The nomination and remuneration policy consists of 3 (three) sections.

- The first section describes the matters to be dealt with, pursued and recommended to the Board by the committee;
- The second section is related to the determination of the criteria of nomination, appointment, performance evaluation and removal of Directors, KMP and Other senior executives; and
- The third section deals with the remuneration structure for Directors, KMP and other senior executives.



Please refer to the following URL for detailed Nomination and Remuneration Policy:

[http://www.orionpharmabd.com/public/corporate\\_governance/replace/Nomination\\_and\\_Remuneration\\_policy\\_OPL.pdf](http://www.orionpharmabd.com/public/corporate_governance/replace/Nomination_and_Remuneration_policy_OPL.pdf)

### Re-appointment of Directors

With regard to the appointment, retirement and re-appointment of Directors, the company is governed by the Companies Act, 1994, its Articles of Association, and other related legislations. In order to comply with the provision mentioned under Section 91(2) of the Companies Act, 1994 and Clause no. 126 to 130 of the Articles of Association of the OPL, at least one third of the Directors shall retire from the office in the Annual General Meeting. Pursuant to the above, Mr. Mohammad Obaidul Karim, Chairman and Mr. Salman Obaidul Karim, Director of the company, will retire by rotation from the Board, but being eligible, have offered themselves for re-appointment. Therefore, the committee has recommended to the Board of Directors to re-appoint Mr. Mohammad Obaidul Karim, Chairman and Mr. Salman Obaidul Karim, Director of the company which was also recommended by the Board for the approval of the shareholders at the forthcoming AGM.

### Re-appointment of Independent Director:

Mr. A. N. M. Abul Kashem, the Independent Director, has completed his first tenure with great success and now, considering his qualification, skills, experience, expertise, positive attributes, the NRC has recommended to the Board of Directors to re-appoint Mr. A. N. M. Abul Kashem as new Independent Director for the next 3 (three) years, in compliance with the Notification No. BSEC / CMRRCD / 2006-158 / 207 / Admin / 80 dated June 03, 2018 issued by BSEC, subject to the approval of the shareholders in the ensuing AGM.

### Total remuneration composition of Executive Director

Remuneration received by Executive Director consists of monthly salary and there was no change in the remuneration structure during the last 2 (two) financial years. The following remuneration payment was made during the last 2 (two) years:

Amount in BDT

Name	2022-23	2021-22
Mrs. Zareen Karim	3,600,000	3,600,000

### Total fees of Non - Executive Directors & Independent Directors

All the Non-Executive Directors and the Independent Directors have been remunerated by way of only Board and committee meeting attendance fees during the financial year 2022-23. During the reporting year, the Non-Executive Directors have received BDT 1,089,000.00 (including VAT) compared to BDT 616,000.00 (including VAT) in last year.

### Total payments/ perquisites to Key Managerial Personnel

Key Managerial Personnel (KMP) consist of Company Secretary, Chief Financial Officer, Head of Internal Audit and Compliance, Vice Presidents and Assistant Vice Presidents. In the reporting financial year, the KMP received BDT 25.06 million as payments/ perquisites which was BDT 27.45 million in previous year.

### Recommendation of Nomination & Remuneration Committee report for approval by the Board

This Nomination and Remuneration Report was recommended by the committee for approval by the Board of Directors of Orion Pharma Limited which was granted on November 12, 2023.

On behalf of the committee



**Md. Shafiqur Rahman**  
Chairman



# Risk Management Committee report

## Part One: Statement by the Chairman of the Risk Management Committee

I, the undersigned, Independent Director and Chairman of Risk Management Committee, on behalf of the members of the committee, do hereby declare that the committee has pleasure in presenting Risk Management Committee report to the shareholders for the financial year ended June 30, 2023. The committee is satisfied that it has met its responsibilities for the reporting year and to the date of this report in accordance with its terms of reference as set down in its charter. The table below reflects the principal activities undertaken by the committee in liaison with management and the outcomes of these activities as on the reporting date:

Activities	Outcomes
Assessment of risk management system	<ul style="list-style-type: none"> <li>Evaluated, on annual basis, the adequacy of the charter along with reviewing and assessing the quality, integrity and effectiveness of the risk management systems;</li> <li>Reviewed, when required, together with the statutory auditors, the risks associated with financial instruments that could affect the company's result and the measures planned for reducing those risks;</li> <li>Conducted assessment of material risks facing the company taking into account different sources of assurance including management, internal audit and external audit;</li> <li>Monitored the implementation of effective risk management policies, strategies and practices by management;</li> <li>Ensured that risk considerations are incorporated into management responsibilities and decision making; and</li> <li>Played a role along with the Audit Committee in the company's overall risk management process in the context of its responsibilities for internal control.</li> </ul>
Assurance in respect of risk management, mitigation and monitoring processes	<ul style="list-style-type: none"> <li>Opinioned that the disclosure provided in this integrated annual report on the risk management strategies &amp; policies along with the evaluation criteria and activities of the committee are adequate to present a transparent and independent view of the company's approach to identifying risks and taking necessary steps against them; and</li> <li>Confirmed that the company's risk management, mitigation and monitoring processes have been effective in limiting the potential impact of risks on the business during the year under review.</li> </ul>
Preparation of report	<ul style="list-style-type: none"> <li>Prepared a Risk Management Committee report for publishing in the Annual Report 2022-23 of the company.</li> </ul>

## Part Two: The report of Risk Management Committee

### Introduction

The Board of Orion Pharma Limited set up a Risk Management Committee (RMC), a sub-committee of the Board, to oversee and drive improvement in risk management practices of the company. The committee has been duly constituted with one primary objective - supporting the Board by looking after the total process of risk management of the company. The charter clearly sets out the terms of reference or scopes of the committee's responsibilities. The committee reports regularly to the Board regarding its activities and performance. The Board also encourages the presence of executives, Head of Internal Audit and Compliance as well as representatives of the statutory

auditors; in the meetings of the RMC so that they may be able to provide valuable input for effective decision making.

### Composition of the committee

The Risk Management Committee is comprised of 3 (three) members of whom 1 (one) is Independent Director, Mr. A. N. M. Abul Kashem and he is the Chairman of this committee. The other members are Mrs. Zareen Karim, Managing Director and Mrs. Arzuda Karim, Non-Executive Director. Other than the committee members, the Company Secretary, Mr. Md. Ferdous Jaman, functions as the Secretary of the committee.

The members of Risk Management Committee of OPL as on the reporting date are as follows:

Name	Joined the committee	Status with the committee	Status with the Board
Mr. A. N. M. Abul Kashem	2020	Chairman	Independent Director
Mrs. Arzuda Karim	2018	Member	Non-Executive Director
Mrs. Zareen Karim	2020	Member	Executive Director
Secretary: Mr. Md. Ferdous Jaman, Company Secretary			

### Meetings & attendance

The following table demonstrates the attendance records of members at committee meetings during the financial year ended June 30, 2023. The committee held 1 (one) meeting and all members were present in the meeting of the committee. Mr. Md. Ferdous Jaman, Company Secretary also attended the meetings to act as the Secretary of the committee.

Name	Risk Management Committee meetings held	Risk Management Committee meetings attended
Mr. A. N. M. Abul Kashem	1	1
Mrs. Arzuda Karim	1	1
Mrs. Zareen Karim	1	1

## Terms of reference

The committee reports that it operates within the terms of reference defining the role and responsibilities of Risk Management Committee as set out in its charter. The charter governs the procedures of the RMC and outlines the procedures and code for the total process of risk management of the company. The committee's responsibilities include, but not limited to, the following matters:

- Assisting the Board in framing risk strategy policies and ensure that these strategies are effectively administered by the management;
- Setting the risk tolerance and appetite levels of the company and ensure that the risks are taken within the agreed tolerance and appetite limit;
- Ensuring that the management formulates a policy for a system of risk management which is circulated throughout the company and annually assess the quality, integrity and effectiveness of the risk management plan;
- Establishing an effective ongoing process to identify risk and work out a plan for outcomes surrounding key risks;
- Overseeing and assessing formal reviews of activities associated with the effectiveness of internal control processes; and
- Presenting an independent and objective oversight and view of the information presented by management on corporate accountability along with assisting the Board in its responsibility for disclosure in relation to risk management in the annual report.

## Reporting of the Risk Management Committee

### Board of Directors

It is mandatory for the committee to report and inform the Board of Directors from time to time about its regular activities and to ensure that the Board is aware of any matter relating to the committee which may significantly impact the financial condition or other affairs of the company. The committee Chair, on behalf of the committee, reports to the Board following each meeting and prepares any report on the matters as outlined in its charter for the approval of the Board.

## Part Three: Risk management framework

### Overview of risk management

The Board of Orion Pharma Limited assumes the importance of maintaining and following an effective risk management and internal control system for the interest of the financial capital

providers. They define the risk appetite and tolerance level, along with framing risk strategy policies.

The Risk Management Committee, with the Audit Committee's support is responsible to design, implement and monitor the risk management framework at all levels of the organization. The management team is responsible with the tasks of implementing the strategies of the Board and notifying the committees immediately regarding any risks or violation of internal control that come to their attention.

The internal control, compliance and the statutory auditors are also integral parts of the framework reviewing audit and internal control.

We have categorized 19 (nineteen) risks under 4 (four) classifications to better focus upon them through structural and systematic targeting of common areas that have room of improvements. The Board ensures that this classification will make our risk management framework more efficient.

## We focus on 19 risks under 4 categories



Strategic risks



Compliance risks



Operational risks



Financial risks



## Governance of risk management

### Board of Directors

- Defines OPL's risk appetite and tolerance
- Frames risk strategy policies along with RMC
- Reviews risk management key outcomes

### Risk Management Committee

- Identifies key risks and develops systems to manage them
- Facilitates and monitors the implementation of strategies and policies by management
- Oversees and reviews effectiveness of internal control processes along with AC
- Reviews risk reports from management, internal audit and external audit
- Provides independent and fair disclosure on risk management in Annual Report
- Continuously improves risk management policy and supporting framework

### Audit Committee

- Maintains effectiveness of risk management and internal control systems along with RMC
- Reviews assurance reports from management, internal audit and external audit

### Management team

- Implements and complies with Board and committee risk policies and procedures
- Identifies, assesses and manages risks within the organization regularly
- Fosters a culture where risks are identified and mitigated following the policies of Board

### Internal control

- Reviews the effectiveness of the internal financial control systems and management responses
- Oversees the performance, adequacy and effectiveness of internal audit function and compliance process

### Compliance

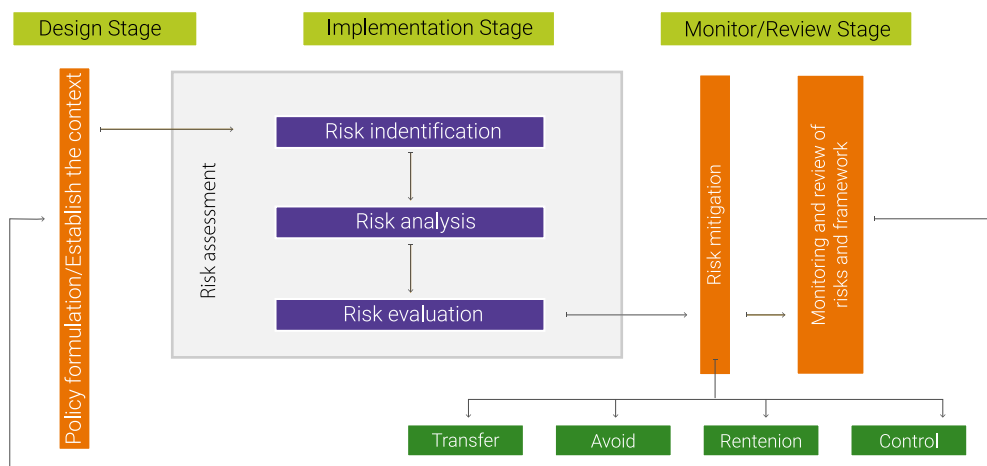
- Supports management policies, defines roles and responsibilities and sets goals for implementation of risk management processes

### Statutory auditors

- Reviews the audit plan and provides assurance on the financial statements solving key financial reporting risks and problems

## Risk management cycle

The risk management framework at OPL falls in 3 (three) stages: design, implementation and monitoring stages. The steps in our risk management cycle under our framework are as follows:



### A. Design stage

#### Policy formulation/ Establish the context

The Risk Management Committee and Audit Committee establish the context considering the internal (mission, vision, goals and objectives) and external (overall business environment including stakeholders' objectives and perception) consideration, the basis upon which risks will be evaluated. In this regard they define a framework for the process and agenda for identification and analysis.

### B. Implementation stage

#### Risk identification

Risk identification provides the foundation of any risk management process. Any failure at this stage to identify risk may cause a major loss for us. The management is constantly engaged in identifying possible potential risks that may affect, either negatively or positively, the objectives and performance of our business.

#### Risk analysis

Assessing risk is a major part of our risk management process where we determine which risks have a greater consequence or impact than others. The probability of our risks are assessed according to their occurrence, probability and the potential impact of the risks.

#### Risk evaluation

Risk evaluation involves comparing the level of risk found during the analysis process with previously established risk criteria, and deciding whether these risks are acceptable or require treatment. Ultimately, at this stage we will have a prioritized list of risks that require further action. A risk may be acceptable for any of the following reasons-

- The cost of treatment far exceeds the benefit;
- The level of the risk is so low;
- The opportunities presented outweigh the threats to such a degree that the risks justified; and
- The risk is such that there is no treatment available.

## C. Monitor/Review Stage

### Risk mitigation







OPL works for identifying options for treating or controlling risk, in order to reduce negative consequences, or to reduce the likelihood of an adverse occurrence. The Management, Internal Audit, Compliance and External Auditors help in risk mitigation and aim to enhance positive outcomes. Risks are transferred, avoided, retained or controlled to minimize the negative risks.

### Monitoring & review of risks & framework










The RMC periodically monitors risks and reviews the effectiveness of our risk management system to ensure changing circumstances do not alter the risk priorities set previously. Our risk management process is regularly repeated with the objective of evaluating whether the previously selected control measures are still applicable and effective, and ensuring that new risks are captured in the process and effectively managed.











### Potential risks












Below is a list of key risks having significant impact on the operation of the company and also the procedures to mitigate or control those risks. The list of mitigation measures is only illustrative and not exhaustive.











Principal risks and their importance	Impact on capital	Link to material issues	Status	Mitigation process
 Strategic risks				
1. Market demand and competition				
Presence of significant number of pharmaceutical companies and also the availability of same generic products from different companies results in tough competition that we are already facing.	 Financial capital   Intellectual capital	<ul style="list-style-type: none"> <li>Market presence</li> <li>Product specific strategy</li> </ul>		<ul style="list-style-type: none"> <li>Promotional activities for generic brand through right channel</li> <li>Adoption of effective and efficient marketing strategies</li> <li>Healthcare professionals engagement</li> <li>Strong systems and processes to monitor and manage the performance of each product</li> </ul>
2. Potential conflict of interest				
The Directors of OPL are also involved with Orion Infusion Limited (both the companies are member concerns of Orion Group), which falls in the pharmaceutical sector that might cause a conflict of interest.	 Financial capital	<ul style="list-style-type: none"> <li>Operational excellence</li> </ul>		<ul style="list-style-type: none"> <li>Even though both companies belong to the pharmaceutical sector, their product lines are completely different</li> </ul>








Principal risks and their importance	Impact on capital	Link to material issues	Status	Mitigation process
 Strategic risks (Contd.)				
3. Supply disruption				
<p>Disruption due to machinery breakdown, fire and explosion, faulty design and manufacturing, operating error, interruption of power of suppliers can cause material shortages and production can be hampered at great extent.</p>	 Manufactured capital   Financial capital	<ul style="list-style-type: none"> <li>Operational excellence</li> </ul>		<ul style="list-style-type: none"> <li>Adoption of strong supply chain management</li> <li>Inventory management</li> <li>Planning, development and implementation of contingency plan</li> </ul>
4. Product pipeline and development				
<p>Failure to establish bioequivalence may lose us international markets. Also, development of new products taking longer time and being more costly than estimation may create hindrance in capturing the potential market.</p>	 Financial capital   Intellectual capital	<ul style="list-style-type: none"> <li>Product specific strategy</li> <li>Patient health and safety</li> </ul>		<ul style="list-style-type: none"> <li>We offset this risk by going for regular market surveys and always develop new medicines as per market's medicinal need</li> <li>Continuous monitoring of product development progress</li> <li>Robust business strategies developed for selected upcoming products</li> </ul>
5. Corporate reputation				
<p>If the reputation falls, it will be difficult for OPL to recover it and sustain in the long run.</p>	 Social and relationship capital	<ul style="list-style-type: none"> <li>Operational excellence</li> <li>Market presence</li> </ul>		<ul style="list-style-type: none"> <li>Compliance with standards and regulations applicable for the company</li> <li>Proper disclosure of necessary data for govt., shareholders, customers and other stakeholders</li> <li>Alignment of CSR with our values</li> </ul>

Principal risks and their importance	Impact on capital	Link to material issues	Status	Mitigation process
 Strategic risks (Contd.)				
6. Stakeholder relationship				
If stakeholder relationship is not maintained well, OPL will lose its trust and the market also. The stakeholders may not step forward if proper relationship is missing.	 Social and relationship capital	<ul style="list-style-type: none"> <li>Ethical behavior and governance</li> <li>Patient health and safety</li> </ul>		<ul style="list-style-type: none"> <li>Regular communication to related stakeholders</li> <li>Supply of necessary data and fulfillment of their legitimate needs to maintain smooth and reliable relation</li> </ul>
 Compliance risks				
7. Product quality				
Serious adverse event with consumers and potential product quality risks in use of products can damage our image and decline the quantity of sale.	 Financial capital   Social and relationship capital	<ul style="list-style-type: none"> <li>Patient health and safety</li> <li>Operational excellence</li> </ul>		<ul style="list-style-type: none"> <li>Compliance with rules and regulations including ISO, WHO, DGDA etc.</li> <li>Enforcing quality standards on vendors</li> <li>Pharmacovigilance</li> <li>Customer complaint form</li> <li>Import of APIs from best sources and using USDMF grade raw materials</li> <li>Regular quality inspection</li> <li>Computerized product testing</li> </ul>
8. Compliance issues				
OPL may lose its market, face damage to corporate image and financial penalty if it does not conform to relevant compliances issues and certification.	 Financial capital   Social and relationship capital	<ul style="list-style-type: none"> <li>Ethical behavior and governance</li> </ul>		<ul style="list-style-type: none"> <li>Compliance in every aspect of health and safety, financial and reporting, quality of product, production and plant, international business and so on</li> <li>Disclosure of a statement of compliance in annual report</li> </ul>

Principal risks and their importance	Impact on capital	Link to material issues	Status	Mitigation process
 Compliance risks (Contd.)				
9. Environmental consideration				
Failure to make positive contribution to the environmental dimension of sustainability reporting will damage our corporate image.	 Natural capital   Social and relationship capital	<ul style="list-style-type: none"> <li>Eco-friendly environment practices</li> </ul>		<ul style="list-style-type: none"> <li>Maintenance of effective waste management</li> <li>Adoption of air pollution control mechanism</li> <li>Maximum usage of daylight</li> <li>Conservative use of natural resources</li> <li>Adoption of paperless office concept</li> </ul>
 Operational risks				
10. Political instability				
Instability and turbulence of the political condition severely disrupt the operation and cause downturn of sales of the business. Sales decreased, production hampered are some risks arising from political instability.	 Financial capital   Manufactured capital	<ul style="list-style-type: none"> <li>Operational excellence</li> </ul>		<ul style="list-style-type: none"> <li>Keeping up to date information about volatile political climate, macro and micro political risk environment, change in government, new laws and regulations etc.</li> <li>Careful analysis and evaluations of the situations</li> </ul>
11. People and talent				
Risks can come from failure of attracting and retaining sufficient number of quality staff. Again lack of right person in the right place at right time can cause huge loss and fail to achieve the planned growth.	 Human capital   Social and relationship capital	<ul style="list-style-type: none"> <li>Employee well-being and engagement</li> </ul>		<ul style="list-style-type: none"> <li>Fair and transparent recruitment process</li> <li>Arrangement of succession planning</li> <li>Regular training and development programs</li> <li>Remuneration structure based on the industry analysis</li> </ul>

Principal risks and their importance	Impact on capital	Link to material issues	Status	Mitigation process
 Operational risks (Contd.)				
12. Health and safety				
<p>Failure to comply with health and safety laws and industry standards, injury to employees that causes legal liability and failure to safely and appropriately handle hazardous and toxic materials may have adverse impact on our operations and business.</p>	 Human capital   Social and relationship capital   Financial capital	<ul style="list-style-type: none"> <li>Employee well-being and engagement</li> </ul>		<ul style="list-style-type: none"> <li>Precautionary equipment and safety measures</li> <li>Training of workers and employees on health and safety</li> <li>Availability of group insurance benefit</li> <li>Availability of full time doctors</li> <li>Ensuring balanced diet of employees</li> <li>Providing transport facility to employees</li> </ul>
13. Information technology failure				
<p>With the office being adapted to a paper-less office, disruptions or failures in our information technology systems and network infrastructure will result into operational disruption, loss of data, financial loss and damage to corporate image.</p>	 Intellectual capital   Financial capital	<ul style="list-style-type: none"> <li>Operational excellence</li> </ul>		<ul style="list-style-type: none"> <li>Development of a strong access security to the server</li> <li>Protective measures such as firewalls, antivirus, data encryption, routine back-ups, disaster recovery procedures etc</li> <li>Awareness campaign</li> </ul>
 Financial risks				
14. Liquidity crisis				
<p>If we have inability to meet our obligations and expense in time, it will threaten our financial position and our strong existence.</p>	 Financial capital	<ul style="list-style-type: none"> <li>Operational excellence</li> </ul>		<ul style="list-style-type: none"> <li>Mitigation of the risk by developing strategies and taking appropriate actions designed to ensure that necessary funds and collateral are available when needed</li> <li>Monitoring of cash flow regularly</li> </ul>



Principal risks and their importance	Impact on capital	Link to material issues	Status	Mitigation process
 Financial risks (Contd.)				
<b>15. Credit risk</b>				
Credit Risk is the risk that may arise if customers fail to make required payments on due time.	 Financial capital	<ul style="list-style-type: none"> <li>Operational excellence</li> </ul>		<ul style="list-style-type: none"> <li>Effort to make collections faster by constantly being in touch with our customers</li> </ul>
<b>16. Interest in subsidiaries</b>				
OPL has 2 (two) subsidiaries in the power sector from where a significant portion of revenue is achieved. This might have a negative impact on the company.	 Financial capital	<ul style="list-style-type: none"> <li>Operational excellence</li> </ul>		<ul style="list-style-type: none"> <li>Contract signed with BPDB for a fixed number of years ensures payment</li> </ul>
<b>17. Value of investment</b>				
<p>Risk in investing in the marketable securities being offered with comparison to other available investment option.</p> <p>This risk may arise from making any capital investment through business expansion.</p>	 Financial capital	<ul style="list-style-type: none"> <li>Operational excellence</li> </ul>		<ul style="list-style-type: none"> <li>Maintenance of a diversified investment portfolio</li> <li>As for our business expansion through the Pharma Park, our marketing team constantly surveys the market trend and gives feedback upon which our production will take place</li> <li>Survey of market trend and analysis of future requirements</li> </ul>
<b>18. Interest rate risk</b>				
Risk that arises from fluctuating interest rates that occur due to macroeconomic reasons might have a negative impact on the company.	 Financial capital	<ul style="list-style-type: none"> <li>Operational excellence</li> </ul>		<ul style="list-style-type: none"> <li>Maintenance of low debt/equity ratio; and accordingly, adverse impact of interest rate fluctuation is insignificant</li> </ul>

Principal risks and their importance	Impact on capital	Link to material issues	Status	Mitigation process
 Financial risks (Contd.)				
19. Exchange rate risk				
<p>OPL has offshore markets and receives revenue in the form of foreign currencies. Any unforeseen deviations in the exchange rates might have a negative impact on the company. OPL imports raw materials for regular production and capital machineries for its upcoming units. Therefore, any deviation in foreign currency exchange rate seriously affects the cashflow of the company.</p>	 Financial capital	<ul style="list-style-type: none"> <li>Operational excellence</li> </ul>		<ul style="list-style-type: none"> <li>The products of the company are sold mostly in local currency. Therefore, volatility of exchange rate will have no impact on profitability of the company. The management plans the import of raw materials and capital machineries and the timeline of payment against these import in a way that minimizes the negative effect of the foreign currency exchange loss.</li> </ul>

## Internal control framework

The Board of Directors is ultimately responsible for the system of internal control. They delegate the tasks of establishing, operating and monitoring the system to the management of the company. The Board with assistance from Audit Committee and Risk Management Committee set appropriate policies on internal control and the Management works based on those policies adopted by the Board. The charge of annual review of the efficiency and effectiveness of the internal control system rests with the Audit Committee to assure that internal control system is functioning properly and it is up-to-date with the changing business environment.

## Internal audit

Our Internal Audit Department performs a very specific job that is designed to assist in financial audit and inventory audit function. Bills are sent by the concerned employees of respective department to the Pre-Audit Department, including software entry through e-bill processing, before making any payment. If any change or correction is required, the bill is revert back to the concerned employee. After all necessary corrections, the bill is submitted again to this department. Subsequent to this, if the department is satisfied with the fact that the bill is acceptable, they send the bill to the Accounts Department for making payment.

Moreover, they also conduct inventory audit at CDC and every depot on a regular basis. A monthly report is also prepared and delivered to the Managing Director regarding their activities and findings.


## Financial reporting control

In order to provide assurance on the reliability of the financial statements, the company has placed different policies, practices and control mechanism which are designed to identify and solve key financial reporting problems including the risks of changes in accounting standards. The statutory auditors also provide assurance about the financial statements. The Chief Executive Officer and the Chief Financial Officer is required to provide their certification on the true and fair view of the financial statements. Further to that the integrity of the financial statements are supported by the review and recommendation of the Audit Committee and approved by the Board of Directors.

## Recommendation of Risk Management Committee report for approval by the Board

This Risk Management Committee report was recommended by the committee for approval by the Board of Directors of Orion Pharma Limited which was granted on November 12, 2023.

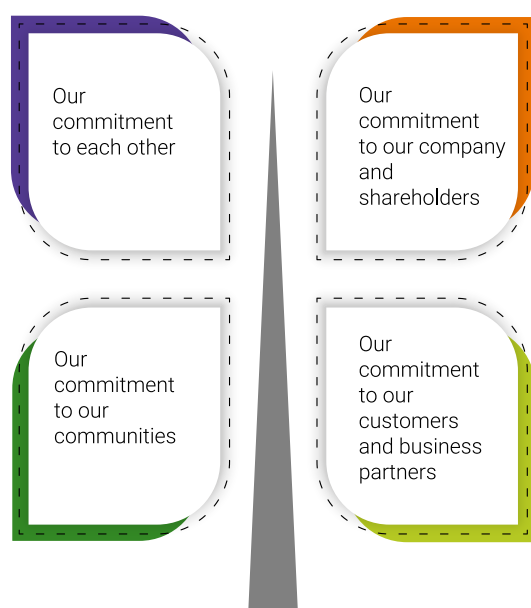
On behalf of the committee



**A. N. M. Abul Kashem**  
Chairman

# Code of conduct & business ethics

Orion Pharma Limited is committed to maintaining the highest standards of business conduct and ethics. The code of conducts and business ethics of OPL is applicable to all employees (whether regular, contractual or casual) of the company, its subsidiaries and others who perform services for OPL. The code of conduct for the Board members and the CEO has been duly approved by the Board of Directors and posted the same in the company's website.



Compliance with the standard of ethical code is a key element for OPL in establishing itself as an organization by forming an ideal corporate ambience. Conflict of interests, intellectual property, corporate responsibilities and various other corporate segments are ensured to fully adhere with the rules and regulations associated with the business activities. OPL also maintains an equal opportunity environment and mutual respects among the employees to retain the dignity of our valued employees and Board members. Management is aware about the company's image, hence motivate the employees to perform with honesty and utmost diligence.

## Code of conduct & business ethics

Failure to comply with the code, the required certification process or failure to cooperate with an internal investigation of an actual or apparent violation of this code may constitute grounds for disciplinary action, up to, and including, termination.



# 01 Our commitment to each other

## Mutual respect

OPL respects everyone as individuals and treat them with dignity. By treating each other with respect, dignity, courtesy and fairness, OPL continues to succeed through effective teamwork and collaboration.

## Equal opportunity

OPL provides equal opportunity in employment to all employees and applicants. Equal opportunity rights are applicable to recruitment, employment, and employment-related decisions including, but not limited to, hiring, firing, transfers, promotions, financial benefits etc.

## Families & relatives

In our company employment is done on a basis of merit. Immediate family members of employees may be hired only if the appointment is based on qualification, performance, skill and experience and provided that there is no direct or indirect reporting relationship between the employee and his or her relative. These principles of fair employment apply to all aspects of the employment, including compensation, promotion and transfer, even if the relationship develops after joining the company.

## Free of discrimination

The company is committed to maintaining a workplace free of discrimination, harassment, intimidation or inappropriate conduct based on gender, race, color, religion, age, disability and/or any other category.

Therefore, the company does not tolerate any behavior, whether verbal or physical that creates an intimidating, offensive or hostile work environment, or that interferes with work performance. If employees experience or are aware of any conduct being violated this section, they are encouraged to raise their concern through the human resources department immediately.

## Workplace safety

OPL believes that workplace safety is of utmost importance in any organization as it benefits both the company and the employees. Human loss and suffering is immeasurable. Occupational injuries and illnesses can provoke major crises for the families in which they occur. In addition to major financial burdens, they can impose substantial time demand on rest of the family members. Safety transforms a company and the employees into an instinctive team of people with a common goal.

When a company prioritises their employees first and implements proper safety training and education and then enforces it, several positive results happen. Our company has taken many initiatives to ensure safety such as safe equipment and a healthy working environment.

We have metal detectors to ensure no one is bringing guns, knives or any other dangerous weapons into the workplace. Also proper record is maintained whenever outsiders pay a visit to the company. Time and again, it has been established that companies that put safety first turn out higher quality products and our company is no exception to this thought.

## Prudent conduct & behavior

Behind every successful company there is role of employees and management who are responsible for their honesty, performance and discipline they have shown to the company for a considerable span of time. OPL believes in the same notion and gives high importance to these factors and keep motivating the employees to maintain prudent conduct and behavior in compliance with the ethical standards of behavior. In addition, HR continues to analyze how to boost the performances and incorporate more rules and regulations to keep the employees to act in a more disciplined manner and provide various incentives to retain the loyalty of the employees towards the company. Our HR department focuses on personnel development and therefore conducts regular trainings and management co-ordination meetings.

## 02 Our commitment to our company & shareholders

---

### Conflict of interest

A conflict of interest occurs when personal interests of an employee or the interests of a third party compete with the interests of the company. In such a situation, it can be difficult for the employee to act fully in the best interests of company. If a situation that may involve or lead to a conflict of interest, the employees at OPL disclose it to the Line Manager and/or the divisional head to resolve the situation in a fair and transparent manner.

### Corporate business opportunities

Employees of OPL are prohibited from taking for themselves opportunities that are discovered through the use of company property, information or position, for personal gain, and/or competing with the company. The extent that an employee learns of an investment opportunity because of their position with the company, they must not misuse fund or client accounts by personally taking advantage of the private business opportunity. In compliance with the ethical code of conduct OPL protects the company's assets and ensures they are used for legitimate business purposes instead of investing in private interests or activities.

### Protection & proper use of company assets

Everyone at OPL is conscious and committed to ensuring the efficient use of the company assets and always tries to protect these from misappropriation, loss and destruction.

We safeguard and make only proper and efficient use of company property and seek to protect property from loss, damage, misuse, theft, fraud, embezzlement and destruction. These obligations cover both tangible and intangible assets, including trademarks, know-how, confidential or proprietary information and information systems.

### Confidentiality

Confidential business information is a valuable company asset. "Confidential business information" includes trade secrets, business, marketing and service plans, consumer insights, engineering and manufacturing ideas, product recipes, designs,

databases, records, salary information and any non-published financial or other data. Also, our customers, suppliers and others also may share their confidential and proprietary information with us. We have the duty to properly use and safeguard business information belonging to and shared with the company.

### Accuracy & retention of business records and documents

All business information including financial records of OPL are reported in a timely and accurate manner. Financial information of our company reflects actual transactions. Business documents and records include paper documents such as letters and printed reports.

They also include electronic documents such as e-mail and any other medium that contains information about our company and/or its business activities. We encourage all employees to use all of this information wisely and carefully to get the best value from it.

### Inside information & securities trading

Employees of OPL who have access to confidential (or "inside") information are not permitted to use or share that information for stock trading purposes or for any other purpose except to conduct our business. All nonpublic information about the company or about companies with which we do business is considered inside information. Such information may include new marketing initiatives, sales and earnings results or projections, major contracts with customers or suppliers, potential acquisitions or mergers, other significant developments or any other information that a reasonable investor would consider important in deciding whether to buy, sell or hold securities. To use material nonpublic information in connection with buying or selling securities, or "tipping" others including friends and family who might make an investment decision on the basis of this information, is not only unethical, it is illegal. Our employees exercise the utmost confidentiality when handling material inside information.

## 02 Our commitment to our company & shareholders (contd.)

### Intellectual property

Intellectual property is considered to be reserved with utmost sincerity as it plays a significant role in promoting a creative and competitive environment. Keeping company related information, trade mechanisms, production techniques, technological development confidential and using the public domain like newspaper or websites as source for gathering general information. OPL ensures to protect its intellectual property by maintaining confidentiality, not allowing any data which is irrelevant to the company and can put the company to risk and taking legal consultations if there is any default in the intellectual property.

### Competition

OPL ensures to promote a fair competitive environment and maintain the quality of employees and the products simultaneously. OPL believes free market economy competition is the key to progress. Market prices, selling of products, production are all operated fairly so that no injustice is done to the customers and the employees. In case of any misuse through competition, legal department must be informed to seek necessary actions against the failure in compliance with the ethical code of fair competition.

### Information, communication & media

Information is an essential tool for OPL. Effective utilization and dissemination of information can play a crucial role in determining company's potential and its image in the industrial arena. Communication with the appropriate source in a suitable time with the help of right media is the objective of OPL from the very beginning of its journey. Employees of OPL remain updated with all information necessary to be circulated in the market through media by staying compliant with the ethical standards of communication.

### Cooperating with auditors

Standards require auditors to state whether, in their opinion, the financial statements are presented in conformity with International Accounting Standards or International Financial Reporting Standards and to identify those circumstances in which such Standards have not been consistently observed in the preparation of the financial statements of the current year in relation to those of the preceding period. OPL is responsible for adopting sound accounting policies and for establishing and maintaining internal control so that it assists auditors in their responsibilities.

### Accurate disclosure to the public

OPL realizes the significance of accurate and timely information disclosure to its stakeholders. We are committed to ensure that timely and accurate disclosure is made regarding all material matters concerning the company, including its financial situation and results.

### Maintain relationship with regulators

OPL understands the importance of sound regulatory relationships and acknowledges that getting along with your regulators really does matter for the company. We have a close interaction with regulators in every stage of our development. We maintain a free-flowing relationship with them.

### Compliance with laws, rules & regulations

Complying with the prevailing laws, rules and regulations and being in conformity with social norms are the basics of our business. Nationally and internationally where ever we do business we obey the relevant laws and regulations and avoid any action that can discredit the company.

## 03 Our commitment to our customers & business partners

---

### Bribery & corruption

Bribery occurs when things of value are provided directly or indirectly to individuals, including government officials, business partners, clients or prospective clients to influence a discretionary decision. This is strictly prohibited at OPL. Employees are discouraged to directly or through intermediaries, offer or promise any personal or improper financial or other advantage in order to obtain or retain a business or other advantage from a third party, whether public or private. Moreover, employees refrain from any activity or behavior that could give rise to the appearance or suspicion of such conduct or the attempt thereof. Employees over here are aware that the offering or giving of improper benefits in order to influence the decision of the recipient, may not only entail disciplinary sanctions but also result in criminal charges.

### Gifts, meals & entertainment

Employees shall not be influenced by receiving favors nor shall they try to improperly influence others by providing favors. Employees may only offer or accept reasonable meals and symbolic gifts which are appropriate under the circumstances, and they shall not accept or offer gifts, meals, or entertainment if such behavior could create the impression of improperly influencing the respective business relationship.

### Fair dealings

We respect all people and have a reputation of trust through all of our relationships. Therefore, we do not disclose to a third party any contractual information in terms of our business relationships with others. All concerned employees are trained to deal fairly with company's customers, suppliers, partners and competitors and anyone else with whom have to contact in the course of performing the job.

### Sales, marketing & communications practices

OPL take pride in the quality of our services and are committed to competing fairly by employing ethical business practices. We present only accurate and truthful information about our products in presentations, discussions with clients, our advertising, promotional literature and public announcements.

### Selecting suppliers

OPL believes that supplier relationships are critically important to the health of the business and so the company follows a competitive bid process whenever selecting suppliers and never compromises on quality. We always attain high quality API from world renowned suppliers. We place a lot of emphasis on selecting suppliers who provide good quality goods in a timely manner.

## 04 Our commitment to our communities

---

### Political contributions & activities

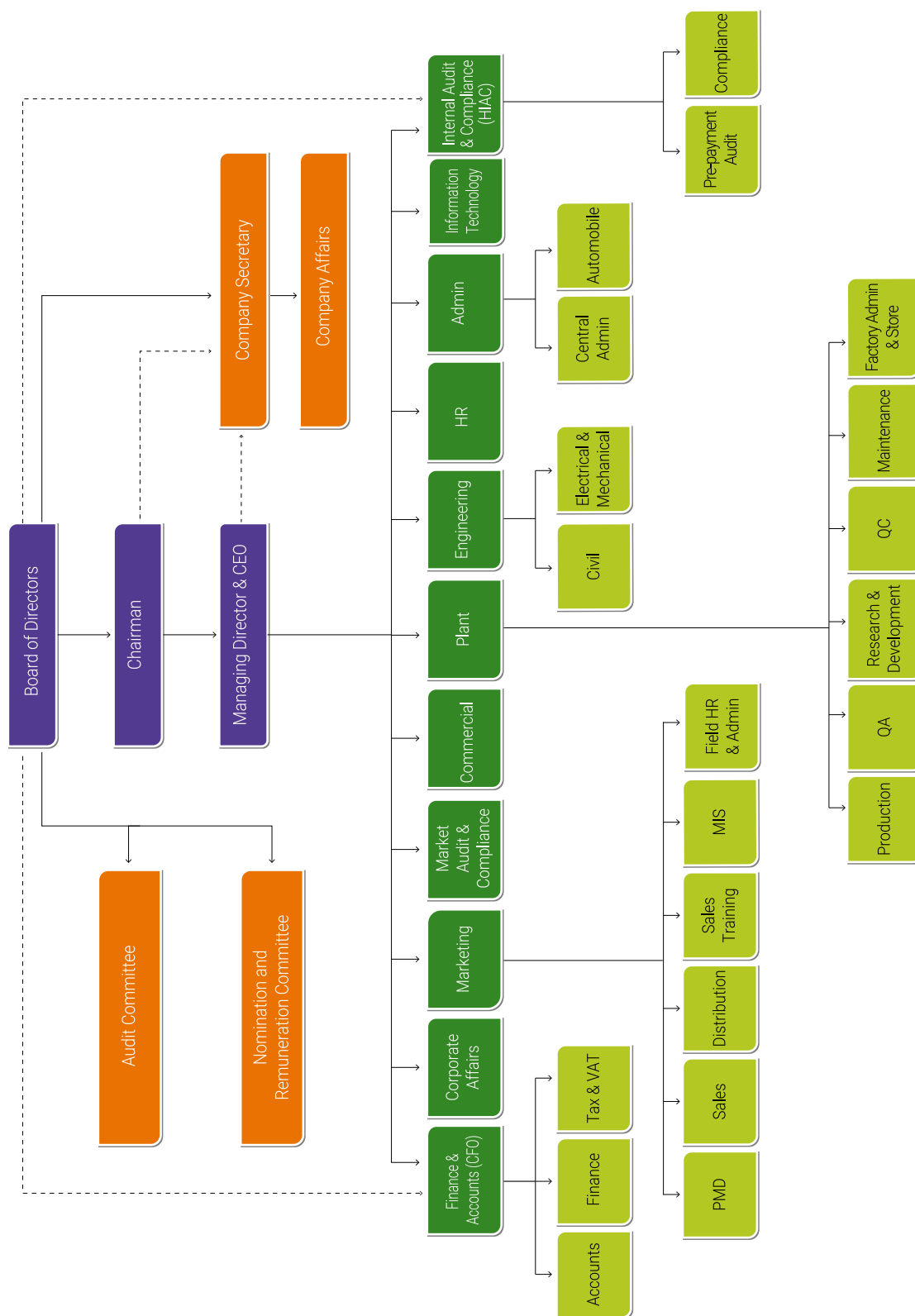
OPL is prohibited to participate in any political activities and donations to maintain a fair corporate environment within the company. Involvement in political activities shall be perceived as compromising employees' performance of their duties in an impartial manner. In order to maintain a nonpolitical environment inside the organization and to retain the pure corporate culture employees are bounded with certain restrictions.

### Protection of environment

OPL has an ethical responsibility to protect the environment and comply with environmental laws and regulations. Responsible environmental actions are not only important to our customers, vendors and other key stakeholders; it is the right thing to do. Our goal is to avoid any situation that may lead to unacceptable environmental or health hazards for the employees, the public or the environment.



# Organizational chart



# Compliance with laws, rules, regulations & standards

We are committed to prove ourselves as a compliant company and assure our stakeholders that we conduct our operations and run our business in compliance with all the relevant laws, rules, regulations and standards applicable to our company including but not limited to the following:

## Company affairs



- Companies Act, 1994
- Rules and regulations of RJSC
- Securities and Exchange Ordinance, 1969
- Bangladesh Securities and Exchange Commission Act, 1993
- Listing Regulations, 2015
- Notifications, guidelines, directives and orders of BSEC

## Financial & reporting



- Companies Act, 1994
- Securities and Exchange Ordinance, 1969
- Securities and Exchange Rules, 1987
- Bangladesh Securities and Exchange Commission Act, 1993
- Listing Regulations, 2015
- Notifications, guidelines, directives and orders of BSEC
- Value Added Tax and Supplementary Duty Act, 2012
- Value Added Tax and Supplementary Duty Rules, 2016
- Customs Act, 1969
- SRO related to Tax, VAT and Customs
- International Accounting Standards
- International Financial Reporting Standards
- Income Tax Act 2023

## Product



- Rules of Directorate General of Drug Administration (DGDA)
- Compliances with WHO Good Manufacturing Practices (GMP)

## Labor & employment



- Bangladesh Labor Act, 2006
- Bangladesh Labor Rules, 2015

## Plant & production



- ISO 9001:2015
- Bangladesh Environment Conservation Act, 1995

## International Business



- Value Added Tax and Supplementary Duty Act, 2012
- Value Added Tax and Supplementary Duty Rules, 2016
- Customs Act, 1969
- SRO related to Tax, VAT and Customs
- Import and export policies and orders
- Rules of the DGDA
- Bangladesh Bank guidelines for foreign exchange transactions

# Shareholders' grievance redressal system

Investor Grievance Redressal process of OPL aims at empowering the investors by providing them an effective and efficient process to resolve their complaints or quarries. OPL accords highest priority for resolving of investor complaints/disputes and therefore the company has a dedicated grievance redressal team, as a part of Share Department, to ensure that complaints received from investors are redressed at the earliest and without any delays. The grievance redress team protects the rights of the shareholders.



## SHAREHOLDERS

They are redressed promptly and fairly within the regulatory framework

We follow these principles with regard to shareholders' grievance redressal system:

- All shareholders be treated equally
- All queries raised by investors be dealt promptly and with courtesy
- All queries be resolved efficiently and fairly within the regulatory framework

## Procedure of submitting grievance/queries



The company has a designated e-mail ID:

**orion.share@orion-group.net**

on which investor(s) can lodge their grievance / complaint. The designated person of the share department monitors the said e-mail ID on a daily basis to check whether any new complaint has been lodged.



The company also has a designated telephone number:

**+88-02-8870133 (Ex. 160 & 161)**

of share department for receiving verbal complaints and grievances of the investors.



An investor can make a written complaint through a letter to the mailing address:

**Share Department  
Orion Pharma Limited  
Orion House  
153-154 Tejgaon Industrial Area, Dhaka -1208,  
Bangladesh**



An investor may make a written complaint through fax of the company on fax number:

**+88-02-8870147**

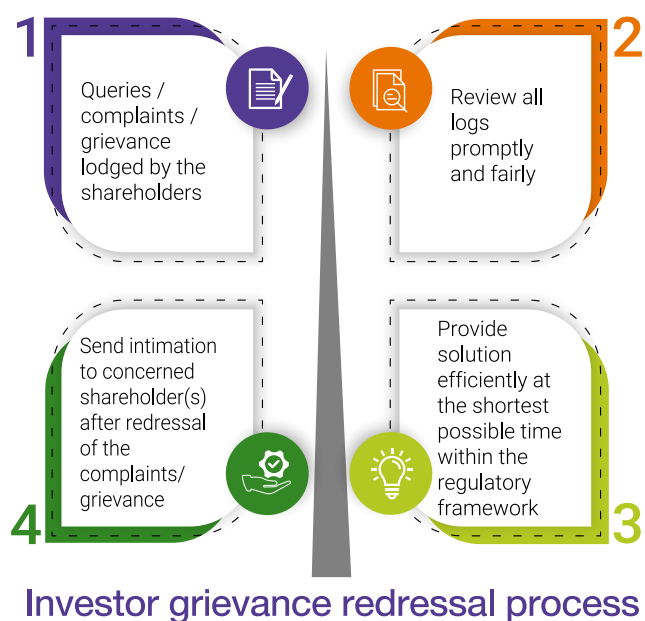
### Redressal of investor queries

- The Share Department obtains all information available on the complaint received from investors through email, post, telephone or fax which is considered necessary for a proper investigation and take necessary steps to resolve them as soon as possible;
- Personal calls and proactive follow-ups are made to resolve grievance of the investors to enhance shareholders' confidence; and
- The Company Secretary also monitors the status of pending complaints along with the settlement status on a regular basis.

In addition, OPL holds Annual General Meeting (AGM) regularly as per law. A notice of that meeting and other supporting documents are dispatched to shareholders and the invitation to the AGM contains information and guidelines relevant to the meeting, including the voting procedure for the shareholders.

In case shareholders cannot personally attend the meeting, they may appoint a proxy through filling out the proxy form provided along with the other documents or may download the same from the company's website, to appoint any person as proxy to attend and vote at the AGM.

Shareholders are welcome to attend the company's interactive and informative AGM at which they have the opportunity to ask questions. The Chairman and other members of the Board answer the questions of the shareholders and note the views and suggestions offered at the AGM with utmost seriousness.



Investor grievance redressal process



## 57<sup>th</sup> Annual General Meeting



The Chairman, Managing Director, Directors, Company Secretary, Chief Financial Officer  
at the 57<sup>th</sup> Annual General Meeting of Orion Pharma Limited

# Directors' report

The Directors of Orion Pharma Limited present their report, together with the audited financial statements, on the consolidated entity consisting of Orion Pharma Limited and the entities it controlled at the end of, or during the financial year ended June 30, 2023.

## Industry scenario

The pharmaceutical industry of Bangladesh is one of the most promising sectors in Bangladesh which is currently contributing significantly to the country's economy. In today's Bangladesh, the pharmaceuticals sector has emerged as one of the fastest growing business sectors. It is the second highest contributors to our national exchequer, and it is the largest white-collar labor-intensive employment sector. The sector is technologically the most developed manufacturing industry in Bangladesh and the third largest industry in terms of contribution to the government's revenue.

The country is self-reliant in formulations, meeting about 98% of the local demand. Quite significantly the local firms dominate the market with more than 90% market share. This is very rare in the world. Bangladesh manufactures more than 450 generic drugs for 5600 registered brands covering different therapeutic classes. About 3% of the local market of finished formulations for which the country is dependent on imports relate to technologically intensive products including biologics. But the local firms have also started manufacturing high tech products. The dosage forms include such technically advanced products such as lyophilized injectables, sterile ophthalmic, prefilled syringes, oral thin and multi-layer film coated tablets.

Bangladesh imports vaccines, anti-cancer products, hormone and some specialized drugs which cannot be manufactured locally. Bangladesh is exporting medicine to about 150 countries in Europe, America, the Middle East, and Central Asia.

## Outlook of Bangladesh pharmaceutical industry

The pharmaceutical industry currently contributes approximately 2 percent to the country's gross domestic product (GDP), according to industry people. The notable change that attracted the world towards Bangladesh is a consequence of innovation in the science and research and development sector. Rise in life expectancy, growing per capita income, changing

disease profile, population growth, lifestyle changes and increasing patient population are some of the key drivers that are boosting consumption in the local market. The size of the pharmaceutical market in Bangladesh is estimated BDT 27,000 crore as of January 2023. The share of generic drugs is expected to surpass 85 percent by 2025, which will further strengthen the dominance of local pharmaceutical companies in the market.

"The pharmaceutical market has been witnessing excellent growth in recent years, and it is expected to have a compound annual growth rate of more than 12 percent during the 2019-2025 period," said the report titled "Bangladesh Pharmaceutical Market Future Opportunity Outlook 2025". A majority of the growth will be contributed by local companies with a market share of more than 90 percent as similar to past trends attained over the last two decades.

## Principal activity

Orion Pharma Limited is a publicly listed pharmaceutical company focused on the development, manufacture and marketing of a broad range of generic and branded pharmaceutical products in solid, semi-solid, powder, liquid and injectable final dosage forms. The company's pharmaceutical operations are conducted in both local and international markets. The majority of the company's export business are in non-regulated markets but we have plans to enter into regulated pharmaceutical market after full completion of the construction of Orion Pharma Park.

## Product status

The status of products of Orion Pharma Limited available at the end of the financial year has been shown here under 6 (six) product categories:

Product categories	No. of products
Tablet	116
Capsule	27
Liquid & suspension	31
Injection	23
Powder for suspension	18
Cream & ointment	6
Total	221

## Highlights on financial results

This point provides a snapshot of some of our key performance indicators (on consolidated figure) regarding our financial performance of the financial year 2022-23 along with the preceding financial year:

Amount in BDT

Particulars	2022-23	2021-22	% increase (decrease)
Net turnover	13,926,596,063	9,661,609,862	44.14
Cost of sales	11,646,431,412	7,687,412,770	51.50
Gross profit	2,280,164,651	1,974,197,092	15.50
Net profit before tax	832,171,997	1,054,161,256	(21.06)
Net profit after tax	640,944,747	846,084,112	(24.25)
Earnings per Share	2.74	3.62	(24.25)

## Segment wise or product wise performance

Orion Pharma Limited itself is operating its business in a single economic segment i.e. the pharmaceutical industry within and outside the territory of Bangladesh. The company is the parent company of another 2 (two) power generation companies i.e. Orion Power Meghnaghat Limited and Dutch Bangla Power & Associates Limited. These 2 (two) revenues generating subsidiary companies have been in operation in the power sector of our country since 2011.

The breakup of consolidated sales figure (pharmaceutical and power sector) and sales figure of Orion Pharma Limited into local and export sales are as described here.

### Sector wise sales

Amount in BDT

Year	Pharmaceutical	Power	Total revenue
2022-23	3,056,555,745	10,870,040,318	13,926,596,063
2021-22	2,995,167,358	6,666,442,504	9,661,609,862

### Local and export pharma sales

Amount in BDT

Year	Local	Export	Total revenue
2022-23	2,856,802,178	199,753,567	3,056,555,745
2021-22	2,871,331,028	123,836,330	2,995,167,358

## Pharma cost of goods sold & profit margin

The cost of goods sold compared to net turnover is 45.13% in reporting year and 45.08% % in last year. The breakup of cost of goods sold along with the percentage of each element of COGS in terms of total COGS are as described here.

COGS	Amount in BDT		% of total COGS	
	2022-23	2021-22	2022-23	2021-22
Raw materials	618,210,188	537,490,498	44.82	39.81
Packing materials	291,116,312	279,814,621	21.11	20.72
Factory overhead	564,821,981	561,665,818	40.95	41.60
<b>Manufacturing cost</b>	<b>1,474,148,480</b>	<b>1,378,970,937</b>	<b>106.88</b>	<b>102.14</b>
WIP (Opening-Closing)	(18,337,202)	5,807,907	(1.33)	0.43
FG (Opening-Closing)	(59,888,089)	(27,316,428)	(4.34)	(2.02)
Cost of physician sample	(16,615,858)	(7,329,606)	(1.20)	(0.54)
<b>Cost of goods sold</b>	<b>1,379,307,331</b>	<b>1,350,132,809</b>	<b>100.00</b>	<b>100.00</b>

Pharma sales  
BDT **3,056.56** million

Cost of goods sold  
BDT **1,379.31** million  
% of sales **45.13%**

Gross profit  
BDT **1,677.25** million  
Margin **54.87%**

Net profit  
BDT **291.14** million  
Margin **9.53%**

## Utilization of production capacity

Item	Production capacity		Actual production	
	2022-23	2021-22	2022-23	2021-22
Tablet & capsule	763.69	763.69	674.13	660.59
Oral liquid, injection, PFS, cream & ointment	26.05	26.05	19.59	19.20

Capacity utilization (%)			
Tablet & capsule		Oral liquid, injection, PFS, cream & ointment	
2022-23	88.27	2022-23	75.22
2021-22	86.50	2021-22	73.71

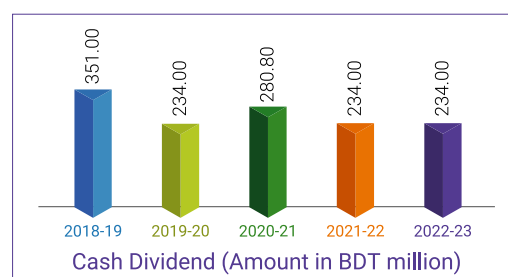
## Additional investments

The fund capitalized for acquisition of fixed assets and for construction work in progress by Orion Pharma Limited and its subsidiaries during the reporting period is as follows:

Additional investment	Amount in BDT	
	2022-23	2021-22
Land and land development	-	58,860,700
Factory and office building	346,940	-
Plant and machinery	8,566,378	5,213,692
Furniture and fixtures	2,275,008	749,284
Office equipment	18,077,864	10,576,254
Vehicles	38,321,673	-
Road and road development	348,755	7,438,885
<b>Total</b>	<b>67,936,618</b>	<b>82,838,815</b>

## Declaration of dividend

With the recommendation of Directors for a cash dividend of 10% (BDT 1.00 per share) for the financial year 2022-23, the company will have a payout of BDT 234,000,000.00 subject to approval of the Shareholders at the 58th Annual General Meeting. The dividend will be applicable for the shareholders whose names will appear in the depository register of CDBL as on Record Date i.e. December 03, 2023.





## Appropriations of profit

Considering the financial statements of Orion Pharma Limited and also the interest of the Shareholders, the Board of Directors has proposed and recommended following appropriation of profit for the financial year 2022-23:

Amount in BDT		
Net profit for the Period (2022-23)	291,141,682	
Add: Adjustment for depreciation on revaluation surplus	6,953,634	
Profit brought forward from previous year	675,761,780	
<b>Profit available for distribution</b>		973,857,096
Less: Appropriation proposed:		
Cash Dividend @ 10%		234,000,000
<b>Transfer to retained earnings</b>		739,857,096

## Operation of subsidiaries

### Orion Power Meghnaghat Limited (OPML)

During the financial year ended June 30, 2023, Orion Power Meghnaghat Limited had a total revenue of BDT 5,406.13 million broken up into BDT 996.70 million as Reference Energy Price (Variable O&M), BDT 4,408.23 million as sales revenue from HFO OOSL. The total revenue is derived after considering foreign exchange gain of BDT 1.20 million. Its net profit is BDT 284.77 million during the period under report. Since the company is not listed, its market price cannot be determined. The Earnings and the NAV per share as on 30 June, 2023 stand at BDT 2.85 and BDT 55.81 per share respectively. The contract of OPML with BPDB has been renewed till March 2024.

### Dutch Bangla Power & Associates Limited (DBPAL)

During the financial year ended on June 30, 2023, the turnover of Dutch Bangla Power & Associates Limited is BDT 5,463.91 million broken up into BDT 1,014.66 million as Reference Energy Price (Variable O&M), BDT 4,444.80 million as sales revenue from HFO OOSL and BDT 0.46 million as foreign exchange gain. The company has made a net profit of BDT 118.33 million and consequently EPS stands at BDT 11.83. It is not a listed company and the NAV is BDT 372.90 per shares as on 30 June, 2023. The contract of DBPAL with BPDB has been renewed till March 2024.

## Risks & concerns

The company is always aware that business is subject to variety of risks and uncertainties e.g. industry risk, liquidity risk, market risk, operational risk, interest rate risk, exchange rate risk and potential changes in global or national policies etc.

In this respect, Orion Pharma Limited has well defined its risk management policies and introduced periodic monitoring system that act as an effective tool in mitigating various risks to which our businesses are exposed to in the course of its day-to-day operations as well as in its strategic actions.

## Continuity of any extra-ordinary gain or loss

There is no extra-ordinary gain or loss in the financial statements prepared for the financial period 2022-23 as well as for the financial period 2021-22.

## Disclosure on related party transactions

The Directors and other key management personnel are very much cautious to avoid any conflicts of interest inconformity with the prevailing rules and regulations. Related party transactions, when undertaken in the normal course of business, are carried out on an arm's length basis without any special benefit to the related party. All such transactions during the reporting period was approved by the Board of Directors and the same will be placed before the shareholders for approval in the ensuing Extra-ordinary General Meeting (EGM).

A statement of all related party transactions containing the name of related parties, nature of related parties, nature of transactions and total transaction values is mentioned under notes 3.15 and 38.1 of the audited financial statements as per IAS 24

## Utilization of proceeds from public issues, right issues and/or through any other instrument

Initial Public Offering (IPO) of Orion Pharma Limited was made in 2013 and it mobilized a fund of BDT 2.40 billion with the allocation of 40.00 million shares. The main purpose of raising this fund was to construct an expansion project of Orion Pharma Limited named as Orion Pharma Park at Sumilpara, Siddhirganj, Narayanganj in terms of the expansion of existing production capacity as well as the addition of new products line.

However, the fund raised thereby has been being utilized for the said Pharma Park and reported accordingly to the regulators about the status of the fund utilization on a regular basis. No other issue of any instrument including right share was made during the year.

## Explanation if financial results deteriorate after the company goes for IPO, RPO, right share offer & direct listing

Orion Pharma Limited went for IPO in 2013 and after that the company did not raise any fund by any sort of public offerings upto June 30, 2023. Therefore, no explanation is required in this connection.

### Explanation about significant variance between quarterly & annual financial statements

During the year significant deviation has occurred from the quarterly operating results of the company. In comparison to quarterly results, earnings per share decreased significantly due to increase in cost of power generation in the last quarter. In comparison to quarterly results, net operating cash flow per share increased significantly due to increase in cash collection from customers.

### Significant deviation from the operating results of last year

During the year significant deviation has occurred from the operating results of last year of the company. In comparison to last year, earnings per share decreased significantly due to decrease in Net profit after tax resulting decrease in other income. Moreover, net operating cash flow per share increased significantly due to increase in cash collection from customers.

### Key operating & financial data of preceding five years

A summarized statement stating the key operating and financial data of preceding (5) five years have been disclosed in this annual report. Various financial information in terms of Consolidated Statement of Profit or Loss and Other Comprehensive Income and Consolidated Statement of Financial position, ordinary share related information and different financial ratios for preceding 5 (five) years are included in this statement.

### Remuneration paid to Directors including Independent Directors

The Directors excluding the Managing Director of Orion Pharma Limited do not receive any facilities or perquisites except Board meeting and committee meeting attendance fees which are reviewed annually and approved by the Board of Directors. Total remuneration expenses of the Directors of Orion Pharma Limited is BDT 3.60 million during the reporting financial year and the amount has been disclosed as an expense under the head of General and Administrative Expenses in the note 30.a of the financial statements.

### Corporate & financial reporting

The Directors are pleased to conform the following:

- The financial statements of the company present true and fair view of its state of affairs, the result of its operation, cash flows and changes of equity.

- Books of accounts have been maintained properly as required by the law.
- Appropriate accounting policies have been consistently applied in preparation of the financial statements and the accounting estimates were reasonable and prudent.
- The financial statements were prepared in accordance with International Accounting Standards (IAS) / International Financial Reporting Standards (IFRS), as applicable in Bangladesh. Any departure therefrom has been adequately disclosed.
- Internal control system is sound in design and implemented and monitored effectively.
- Minority shareholders have been protected from abusive actions by, or in the interest of, controlling shareholders acting either directly or indirectly and have effective means of redress.
- No Bonus share or stock dividend has been or shall be declared as interim dividend.



The compliance report on IAS/IFRS is presented in Annexure E

### Shareholding structure of the company

A report on the pattern of shareholding as on June 30, 2023 is presented in terms of the aggregate number of shares held by-

- Parent or Subsidiary or Associated Companies and other related parties;
- Directors, Chief Executive Officer, Company Secretary, Chief Financial Officer, Head of Internal Audit and Compliance and their spouses and minor children;
- Executives; and
- Shareholders holding ten percent (10%) or more voting interest in the company.



The present shareholding structure of the company is shown in annexure D

## Going concern

Subsequent to the conduction of appropriate enquiries and analysis of the significant operating and financials, the Board ensures that the company has the ability to continue its operation for a foreseeable future. The Directors have a reasonable anticipation that the resources are adequate to continue its operation without any major interruptions. Therefore, all these analyses qualify the company as a going concern and consequently the financial statements are also prepared on the basis of going concern assumption.

## Consolidation of accounts

As per BSEC Regulations, the company has prepared consolidated financial statements following the codes of IFRS 10. For the preparation of consolidated statements of OPL, the audited financial statements of 2 (two) subsidiaries have been taken into consideration.

## Contribution to national economy

The total contribution to the national exchequer by Orion Pharma Limited as on June 30, 2023 was BDT 770.52 million in the form of import duty, import VAT, import tax, supplementary duty and other duty on raw materials, packing materials, spare parts, machineries & other assets, tax on sale of makeable securities, VAT on sales and income tax. The contribution constitutes 25.21% of the net revenue.

## Environmental consideration

Orion Pharma Limited is committed to providing a healthy and pollution free environment for its employees, customers, suppliers, and all other parties with whom it interacted to conduct its business. The company follows GMP Regulations, WHO standards and Governmental rules and regulation in order to maintain a pollution free environment.

## Board meetings held

A total of 11 (eleven) Board meetings were held during the financial year ended June 30, 2023. In addition to the Directors, the Chief Financial Officer (CFO), the Company Secretary (CS) and the Head of Internal Audit and Compliance (HIAC) also regularly attended the meetings.

## Appointment or re-appointment of Directors

With regard to the appointment, retirement and re-appointment of Directors, the company is governed by its Articles of Association, the Companies Act 1994 and other related legislations. In order to comply with the provision mentioned under Section 91(2) of the Company Act 1994 and Clause no. 126 to 130 of the Articles of

association of the OPL, at least one third of the Directors shall retire from the office in the Annual General Meeting.

Pursuant to the above, Mr. Mohammad Obaidul Karim, Chairman and Mr. Salman Obaidul Karim, Director of the company, will retire by rotation from the Board, but being eligible, have offered themselves for re-election which was also recommended by the Board for the approval of the shareholders. Brief profiles of the Directors going to retire and re-elect are disclosed on Annual report 2022-23.

## Re-appointment of Independent Director

Mr. A. N. M. Abul Kashem, the Independent Director, has completed his first tenure with great success and now, considering his qualification, skills, experience, expertise, positive attributes, the NRC has recommended to the Board of Directors to re-appoint Mr. A. N. M. Abul Kashem as new Independent Director for the next 3 (three) years, in compliance with the Notification No. BSEC / CMRRCD / 2006-158 / 207 / Admin / 80 dated June 03, 2018 issued by BSEC, subject to the approval of the shareholders in the ensuing AGM.

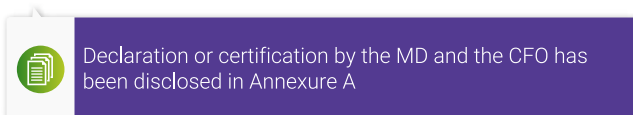
## Management Discussion & Analysis

Detailed analysis of the company's position and operations have been presented in a Management Discussion and Analysis signed by Mrs. Zareen Karim, Managing Director of the company. The statement depicts a brief discussion of changes in the financial statements, among others, focusing on:

- accounting policies and estimation for preparation of financial statements;
- changes in accounting policies and estimation, if any, clearly describing the effect on financial performance or results and financial position as well as cash flows in absolute figure for such changes;
- comparative analysis of financial performance or results and financial position as well as cash flows for current financial year with immediate preceding five years explaining reasons thereof;
- compare such financial performance or results and financial position as well as cash flows with the peer industry scenario;
- briefly explain the financial and economic scenario of the country and the globe;
- risks and concerns issues related to the financial statements, explaining such risk and concerns mitigation plan of the company; and
- future plan or projection or forecast for company's operation, performance and financial position.

## Declaration or certification by the MD & the CFO

As per the corporate governance code prescribed by BSEC, it is the responsibility of both MD and CFO to certify to the Board on the preparation of financial statements as per the applicable IAS and IFRS and the presentation of true and fair view of company affairs.



## Appointment of statutory auditors

The Directors hereby report that as per the Companies Act 1994 and the Articles of Association of the company, the existing auditors, Malek Siddiqui Wali, Chartered Accountants, who were appointed as statutory auditors of the company in the last Annual General Meeting, has carried out the audit for the reporting year ended June 30, 2023, will retire at the conclusion of the ensuing Annual General Meeting.

Meanwhile, they have confirmed their eligibility and willingness to accept their office as the statutory /external auditors of the company for the next financial year, if re-appointed. In this regard, subject to the approval of shareholders in this forthcoming Annual General Meeting, the Board, as per the recommendation of the Audit Committee, has recommended to appoint Malek Siddiqui Wali, Chartered Accountants, as the statutory auditors of the company for the next financial year to be ended June 30, 2024.

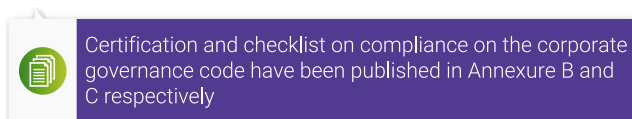
## Status of compliance

OPL recognizes that the sustainability of the company as well as the relationship and trust between the company and the stakeholders relies on the application and adherence to the standard corporate governance. It is the Company Secretary who is responsible and accountable to make sure of full compliance with all applicable rules and regulations and to assure the stakeholders that OPL is doing everything to maximize the value of the shareholders by safeguarding the interest of other stakeholders.

## Appointment of compliance auditors

In compliance with the Bangladesh Securities and Exchange Commission's Notification No. SEC/CMRRCD/2006-158/207/Admin/80 dated June 03, 2018, a listed company

requires to appoint compliance auditors on the corporate governance code and collect the compliance report thereon, who shall be appointed by the shareholders in the AGM. However, ARTISAN, Chartered Accountants, has been appointed as the compliance auditors for the financial year under report and they have provided report as well as certificate regarding compliance of conditions of this code.



Considering the conditions imposed by the code and necessary expertise, the Board has recommended to appoint ARTISAN, Chartered Accountants, as the compliance auditors of the company for the next financial year to be ended June 30, 2024, subject to the approval of the shareholders in the ensuing AGM.

## Sustainability

Doing something extra to improve our society or environment is a way to show our true commitment to a cause. Our corporate social responsibility programs include providing scholarship to medical students and providing our oncology medicine 'Enliven' at subsidized price to underprivileged blood cancer patients in Bangladesh under the program named 'Enliven Patients Assistance Program (EPAP)'. Providing relief during national emergencies, new clothes to orphan children, ifter to the underprivileged during the month of Ramadan are other initiatives for the betterment of the society we live in. We also perform responsibilities towards our employees by providing them opportunity to perform Holy Hajj and Umrah at company's expense, supporting the family of deceased employee under the donation on death benefit scheme and many other which have already been depicted in human capital chapter.

We are aware of the fact that climate and environment conservation is an issue of great importance to us. We know that Bangladesh is one of the vulnerable countries in the world due to the negative impact of climate change and global warming; and accordingly take steps towards our commitment to help society to achieve sustainable balance. All the information in this regards has been described in natural capital chapter.



## Company outlook

Orion Pharma Limited is dedicatedly working towards completing the construction work of Orion Pharma Park at Narayanganj. Innovation in molecule and dosage form is going to be emphasized in every step at the new plant. The installed production capacity will be increased significantly with the implementation of this park and it will help us to meet the untapped demand of our medicines. At present we are not able to fulfill customer demand due to the limitation of our existing production capacity. We are optimistic about the future outlook, as with the increased production capacity, we will be able to enhance productivity and revenue income not only from local market but also from our export markets.

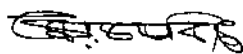
Our company is also determined to position itself better in the local market as well as the export-market. In order to grow and develop in the future and to provide our healthcare facility globally, the company has no alternative to expanding beyond borders and go international. New strategies have been formed to explore new markets and generate income from there.

## Acknowledgement

The Board of Directors appreciates the hard work, determination and guidance of the Board, Management team and all the staffs and employees of the company. The Board of Directors also record with deep appreciation the efforts made by the customers, creditors, suppliers, banks, insurance companies, government agencies, and the Government in particular.

The Directors would also like to express profound gratitude to all other stakeholders of the company for their trust and confidence on the company by supporting the activities of the company and look forward to their continued support and cooperation in future.

On behalf of the Board



**Mohammad Obaidul Karim**  
Chairman

## ANNEXURE LIST:

- A. Certification by the MD and CFO to the Board.
- B. Certificate from ARTISAN, Chartered Accountants regarding compliance on the corporate governance code.
- C. Checklist on compliance of corporate governance code.
- D. The pattern of shareholding.
- E. Compliance report on IAS/IFRS.



**MRS. ZAREEN KARIM**  
Managing Director



# Management discussion & analysis

In compliance with the Condition No. 1 (5) (xxv) of Corporate Governance Code 2018 dated 3 June 2018 of the Bangladesh Securities and Exchange Commission, the Management's Discussion & Analysis for the year ended 30 June 2023 has been presented in this statement.

## Economic scenario of the world and the country

The global economy presently finds itself in a state of unprecedented complexity, marked by a multitude of challenges that are reshaping industries on a global scale. To comprehend the current situation, it is imperative to scrutinize both the underlying factors driving these conditions and their far-reaching implications on industries worldwide.

### The determinants impacting the global economy

Numerous formidable factors have been shaping the outlook of world economy over the recent years. Here are some major factors which have led the world economy to current state:

- **Post-Pandemic Recovery:** The aftershocks of the COVID-19 pandemic continue to affect economies worldwide. Although recovery is underway, the specter of emerging variants and the persistent disparities in vaccination rates cast a shadow of uncertainty over the stability of economic resurgence.
- **Supply Chain Turmoil:** The global supply chain is facing problems, mostly because of the pandemic. This leads to shortages and delays in various industries because of a lack of critical components, logistics issues, and not enough workers.
- **Inflationary Impulses:** Prices are going up in many countries, mainly because of problems in the supply chain, high consumer demand, and government spending. Central banks are watching this closely because it can reduce people's buying power.
- **Geopolitical Complexities:** The ongoing conflict between Russia and Ukraine is causing tensions between countries. Industries that depend on peaceful international relationships, like energy, trade, and finance, are especially affected.
- **Currency Conundrums:** Changes in the value of the U.S. dollar affect the global economy by influencing trade, exchange rates, and international investments. A dollar crisis or sudden currency changes can create problems for industries worldwide.
- **Environmental Focus:** Concerns about the environment and strict rules about sustainability are becoming more important for industries. Companies are changing how they make things and move products to meet these new demands, which can make things more complicated.
- **Technological Turbulence:** The relentless pace of technological advancement continues to reshape industries, driving innovation but also triggering challenges such as job displacement and structural economic shifts.
- **Financial Market Volatility:** Financial markets can be influenced by many things, like government policies, trade problems, or unexpected events. This can affect how confident investors are and the money flowing into different industries globally.

These challenges affect industries differently. Manufacturing and logistics are dealing with complex supply chain problems, while energy industries face issues linked to world conflicts. Across the board,

companies are adjusting their strategies, focusing on becoming more resilient, achieving sustainability goals, and using new technology.

## Global industries and the challenges

The global economy is facing a range of problems that impact industries everywhere. Supply chain issues, like shortages of important parts and higher shipping costs, are causing difficulties. Retailers are struggling with unpredictable consumer demand, while the travel industry is still facing problems because of travel restrictions. The energy industry has to deal with world conflicts like the Russia-Ukraine situation and the need to switch to cleaner energy.

Furthermore, financial institutions are concerned about uncertain interest rates and financial risks linked to climate change. In the tech and online shopping industries, cybersecurity threats are a big issue. Healthcare and pharmaceutical companies have problems with their supply chains, and the pandemic has disrupted medical trials. Farming faces climate-related problems, and food companies are changing how they operate to be more environmentally friendly. The car industry is dealing with a lack of computer chips and stricter pollution rules.

Real estate markets are changing, especially for office spaces as more people work from home. Construction projects are delayed because of supply chain problems. These challenges show how important it is for industries to adapt, innovate, and be resilient. Figuring out how to deal with these issues is crucial for businesses to do well in the changing global economy.

The outlook for a strong global economic recovery is not very positive due to ongoing inflation, higher interest rates, and increased uncertainties. Instead, there's a risk of a prolonged period of slow growth because the effects of the COVID-19 pandemic, the worsening impact of climate change, and economic problems remain unresolved. (According to the World Economic Situation and Prospects report for mid-2023)

In conclusion, industries worldwide are dealing with different and complicated problems, like supply chain issues, changing consumer behaviors, world conflicts, environmental rules, and technology changes. Adapting to these challenges is crucial for long-term growth and success in today's changing global economy.

## Bangladesh economy

According to World Bank, Bangladesh has a strong track record of growth and development, even in times of elevated global uncertainty. A robust demographic dividend, strong ready-made garment (RMG) exports, resilient remittance inflows, and stable macroeconomic conditions have supported rapid economic growth over the past two decades. As per Bloomberg, Bangladesh is on track to be a Trillion-Dollar Economy by 2040. Bangladesh's GDP is expected to grow by 6.5% in FY2024, compared to the 6.0% growth in the previous fiscal year, according to the latest Asian



## Directors' report

Development Bank. The main risk to this growth projection is a further deterioration in export growth if global demand is weaker than expected, reads the report. Moderate inflation and an increase in remittances will contribute to reviving private consumption, while the completion of a number of major government infrastructure projects will increase investment. Private investment, however, may be dampened by the initial higher interest rates following the enhancement in the country's monetary policy framework. Inflation is expected to ease with some fall in global non-fuel commodity prices, higher agricultural production, and the initial tightening of monetary policy under the new framework.

## Guiding Principles

The preparation and presentation of the Financial Statements and the relevant disclosures therein have been made in accordance with the requirements of the Companies Act 1994, the Securities and Exchange Rules 1987, the Listing Regulations of Stock Exchanges as applicable and International Accounting Standards (IAS) adopted by the Institute of Chartered Accountants of Bangladesh (ICAB) and International Financial Reporting Standards (IFRS) as applicable to the company. There is no significant changes in accounting estimates and policies in the last financial year.

## Company performance

Dear shareholders, below is a comparative analysis of the financial performance and financial position of our company over the last 5 (five) years:

Amount in BDT million					
Particulars	2022-23	2021-22	2020-21	2019-20	2018-19
Net Sales Revenue	13,926.60	9,661.61	10,832.57	7,647.70	8,705.17
Gross Profit	2,280.16	1,974.20	2,639.52	2,577.84	2,545.68
Net Profit after Tax	640.94	846.08	939.06	665.69	882.35
EBITDA	1,577.20	1,791.42	2,381.15	2,459.68	2,347.49
Gross Profit Ratio (%)	16.37	20.43	24.37	33.71	29.24
Current Ratio (times)	2.01	1.99	2.70	3.99	3.00
Debt Equity Ratio (times)	1.44	1.39	1.18	0.98	0.71
Return on Equity (%)	2.87	4.07	4.68	3.47	4.71

## Peer industry analysis

Now let us take a look at the peer industry scenario and have a comparison with them in regards to our performance. We have selected four of the listed companies for comparison and have used ratio analysis as it is one of the best tools for assessing and comparing the financial performance of a company.

Year	2021-22				2020-21			
Financial ratios	OPL	Square	Beximco	Renata	OPL	Square	Beximco	Renata
Current Ratio (times)	1.99	18.74	1.40	1.38	2.70	17.67	1.47	2.29
Return on Equity (%)	4.07	18.74	13.40	18.63	4.68	19.38	13.98	19.78
Net Asset Value per Share (BDT)	82.53	104.92	90.37	274.39	79.76	92.75	83.01	261.16
Net Operating Cash flow per Share (BDT)	4.96	13.93	11.27	28.07	11.04	12.32	34.76	43.4
Earnings per Share (BDT)	3.62	18.52	11.57	47.68	4.01	17.99	25.51	46.62

## Future Plan

To increase our market share, we have reshaped our Marketing Team at the end of 2022 and the result has also started to come mainly after the reporting period. We hope this trend will continue in the coming days too. We have focused on different activities like scientific seminars, health awareness programs, free medical camps etc. with renowned health care professionals of the country. Different health awareness programs specially on world heart day, hypertension day, asthma day, diabetes day, COPD day etc. are much appreciated by the dignified physicians of the country that will help lot to increase the prescription share and to secure a sustainable business growth throughout the year.

Thank you



Zareen Karim  
Managing Director



## Annexure A

# Certification by the MD & CFO to the Board

## Orion Pharma Limited Declaration by MD and CFO

Date: November 12, 2023

The Board of Directors  
Orion Pharma Limited  
153-154 Tejgaon I/A  
Dhaka-1208

### Subject: Declaration on Financial Statements for the year ended June 30, 2023

Dear Sirs,

Pursuant to the condition No. 1(5)(xxvi) imposed vide the Commission's Notification No.SEC/CMRRCD/2006-158/207/Admin/80 dated June 03, 2018 under section 2CC of the Securities and Exchange Ordinance, 1969, we do hereby declare that:

1. The Financial Statements of Orion Pharma Limited for the year ended June 30, 2023 have been prepared in compliance with International Accounting Standards (IAS) or International Financial Reporting Standards (IFRS), as applicable in the Bangladesh and any departure there from has been adequately disclosed;
2. The estimates and judgments related to the financial statements were made on a prudent and reasonable basis, in order for the financial statements to reveal a true and fair view;
3. The form and substance of transactions and the company's state of affairs have been reasonably and fairly presented in its financial statements;
4. To ensure above, the company has taken proper and adequate care in installing a system of internal control and maintenance of accounting records;
5. Our internal auditors have conducted periodic audits to provide reasonable assurance that the established policies and procedures of the company were consistently followed; and
6. The management's use of the going concern basis of accounting in preparing the financial statements is appropriate and there exists no material uncertainty related to events or conditions that may cast significant doubt on the company's ability to continue as a going concern.

In this regard, we also certify that: -

- (i) We have reviewed the financial statements for the year ended June 30, 2023 and that to the best of our knowledge and belief:
  - (a) these statements do not contain any materially untrue statement or omit any material fact or contain statements that might be misleading;
  - (b) these statements collectively present true and fair view of the company's affairs and are in compliance with existing accounting standards and applicable laws.
- (ii) There are, to the best of knowledge and belief, no transactions entered into by the company during the year which are fraudulent, illegal or in violation of the code of conduct for the company's Board of Directors or its members.

Sincerely yours,



Zareen Karim  
Managing Director



Mr. Mohammad Sayed Ahmed, FCA  
Chief Financial Officer



**REPORT TO THE SHAREHOLDERS  
OF  
ORION PHARMA LIMITED  
ON COMPLIANCE ON THE CORPORATE GOVERNANCE CODE**

We have examined the compliance status to the Corporate Governance Code of **ORION PHARMA LIMITED** for the year ended on 30 June, 2023. This Code relates to the Notification No. BSEC/CMRRCD/2006-158/207/Admin/80 dated 3 June, 2018 of Bangladesh Securities and Exchange Commission.

Such compliance with the Corporate Governance Code is the responsibility of the Company. Our examination was limited to the procedures and implementation thereof as adopted by the Management in ensuring compliance to the conditions of the Corporate Governance Code.

This is a scrutiny and verification and an independent audit on compliance of the conditions of the Corporate Governance Code as well as the provisions of relevant Bangladesh Secretarial Standards (BSS) as adopted by Institute of Chartered Secretaries of Bangladesh (ICSB) in so far as those standards are not inconsistent with any condition of this Corporate Governance Code.

We state that we have obtained all the information and explanations, which we have required, and after due scrutiny and verification thereof, we report that, in our opinion:

- a) The Company has complied with the conditions of the Corporate Governance Code as stipulated in the above mentioned Corporate Governance Code issued by the Commission.
- b) The Company has complied with the provisions of the relevant Bangladesh Secretarial Standards (BSS) as adopted by the Institute of Chartered Secretaries of Bangladesh (ICSB) as required by this Code.
- c) Proper books and records have been kept by the Company as required under the Companies Act, 1994, the securities laws and other relevant laws; and
- d) The Governance of the Company is satisfactory.

**Md. Selim Reza FCA FCS  
Partner  
ARTISAN-Chartered Accountants**

Place: Dhaka  
Dated: 25 November, 2023



Sonargaon Terrace (2nd floor), House # 52, Road # 13/C,  
Block # E, Banani, Dhaka-1213, Bangladesh.



slm.reza@yahoo.com  
src.ca2012@yahoo.com

## Annexure C

# Checklist on compliance of Corporate Governance Code

Status of compliance with the conditions imposed by the Commission's Notification No. BSEC/CMRRCD/2006-158/207/Admin/80, dated June 03, 2018 issued under section 2CC of the Securities and Exchange Ordinance, 1969.

(Report under Condition No. 9)

Condition No.	Title	Compliance Status (Put ✓ in the appropriate column)		Remarks (If any)
		Complied	Not complied	
<b>1.</b>	<b>Board of Directors (BOD) :</b>			
<b>1.1</b>	<b>Board's Size :</b>			
	[The total number of members of a Company's Board of Directors (hereinafter referred to as "Board") shall not be less than 5 (five) and more than 20 (twenty)].	✓		The Board of Orion Pharma Limited is comprised of 7 (seven) Directors.
<b>1.2</b>	<b>Independent Directors :</b>			
1.2(a)	At least one fifth (1/5) of the total number of Directors shall be Independent Directors;	✓		The Board of Orion Pharma Limited is comprised of 7 (Seven) Directors including 2 (Two) Independent Directors. 1. Md. Shafiqur Rahman (ID) 2. A.N.M Abul Kashem (ID)
1.2(b)	<b>Independent Director means a Director :</b>			The Independent Directors have declared their compliances.
1.2(b) (i)	Who either does not hold any share in the Company or holds not less than one percent (1%) shares of the total paid-up shares of the Company;	✓		
1.2(b) (ii)	Who is not a sponsor of the Company and is not connected with the Company's any sponsor or Director or shareholder who holds one percent (1%) or more shares of the total paid-up shares of the Company on the basis of family relationship. His/her family members also should not hold above mentioned shares in the Company;	✓		
1.2(b) (iii)	Who has not been executive of the Company in immediately preceding 2 (two) financial years;	✓		
1.2(b) (iv)	Who does not have any other relationship, whether pecuniary or otherwise, with the Company or its subsidiary/associated companies;	✓		
1.2(b) (v)	Who is not a member or TREC (Trading Right Entitlement Certificate) holder director or officer of any stock exchange;	✓		
1.2(b) (vi)	Who is not a shareholder, director excepting independent director or officer of any member or TREC holder of stock exchange or an intermediary of the capital market;	✓		
1.2(b) (vii)	Who is not a partner or executive or was not a partner or an executive during the preceding 3 (three) years of the concerned Company's statutory audit firm or audit firm engaged in internal audit services or audit firm conducting special audit or professional certifying compliance of this code;	✓		

## Directors' report

Condition No.	Title	Compliance Status (Put ✓ in the appropriate column)		Remarks (If any)
		Complied	Not complied	
1.2(b) (viii)	Who shall not independent director in more than 5 (Five) listed companies;	✓		
1.2(b) (ix)	Who has not been convicted by a court of competent jurisdiction as a defaulter in payment of any loan or advance to a bank or Non-Bank Financial Institution (NBFI);	✓		
1.2(b) (x)	Who has not been convicted for a criminal offence involving moral turpitude;	✓		
1.2 (c)	Independent Director(s) shall be appointed by the board of directors and approved by the shareholders in the Annual General Meeting (AGM);	✓		
1.2 (d)	The post of Independent director(s) cannot remain vacant for more than 90 (ninety) days;	✓		There was no vacancy in the position of Independent Directors during the reporting period.
1.2 (e)	The tenure of office of an Independent Director shall be for a period of 3 (three) years, which may be extended for 1 (one) tenure only.  Provided that a former independent director may be considered for reappointment for another tenure after a time gap of one tenure, i.e., three years from his or her completion of consecutive two tenures [i.e. six years].	✓		Mr. A. N. M. Abul Kashem shall be re-appointed for another tenure of next 3 years.
<b>1.3</b>	<b>Qualification of Independent Director (ID) :</b>			
1.3(a)	Independent Director shall be a knowledgeable individual with integrity who is able to ensure compliance with financial laws regulatory requirements and corporate laws and can make meaningful contribution to business.	✓		The qualification and background of Independent Directors justify their ability as such.
1.3(b)	<b>Independent director shall have following qualifications :</b>			
1.3(b)(i)	Business Leader who is or was a promoter or director of an unlisted Company having minimum paid-up capital of Tk.100.00 million or any listed Company or a member of any national or international chamber of commerce or business association;	N/A		N/A
1.3(b)(ii)	Corporate Leader who is or was a top level executive not lower than Chief Executive Officer or Managing Director or Chief Financial Officer or Head of Finance Or Accounts or Company Secretary or Head of internal Audit and Compliance or Head of Legal Service or a candidate with equivalent position of an unlisted Company having minimum paid up capital of TK 100.00 million or of a listed Company;	✓		Independent Directors are Corporate Leaders with more than 31 years of experience.
1.3(b)(iii)	Former official of government or statutory or autonomous or regulatory body in the position not below 5th Grade of the national pay scale, Who has at least educational background of bachelor degree in economics or commerce or business or Law;	N/A		N/A
1.3(b)(iv)	University teacher who has educational background in Economics or Commerce or Business Studies or Law;	N/A		N/A



Condition No.	Title	Compliance Status (Put ✓ in the appropriate column)		Remarks (If any)
		Complied	Not complied	
1.3(b)(v)	Professional who is or was an advocate practicing at least in the High Court Division of Bangladesh Supreme Court or a Chartered Accountant or Cost and Management Accountant or Chartered Financial Analyst or Chartered Certified Accountant or Certified Public Accountant or Chartered Management Accountant or Chartered Secretary or equivalent qualification;	N/A		N/A
1.3(c)	The independent director shall have at least 10 (ten) years of experience in any filed mentioned in clause (b);	✓		Independent Directors are Corporate Leaders with more than 31 years of experience.
1.3(d)	In special cases, the above qualification or experiences may be relaxed subject to prior approval of the Commission.			No such situation has occurred during the reporting year.
<b>1.4 Duality of Chairperson of the Board of Directors and Managing Directors or Chief Executive Officer :</b>				
1.4(a)	The position of the Chairperson of the Board and the Managing Director (MD) and /or Chief Executive Officer (CEO) of the Company shall be filled by different individuals;	✓		Chairperson of the Board and Managing Director are different individuals.
1.4(b)	The Managing Director (MD) and/or Chief Executive Officer (CEO) of a listed Company shall not hold the same position in another listed Company;	✓		
1.4(c)	The Chairperson of the Board shall be elected from among the non-executive directors of the Company;	✓		
1.4(d)	The Board shall clearly define respective roles and responsibilities of the Chairperson and the Managing Director and /or Chief Executive Officer;	✓		
1.4(e)	In the absence of the Chairperson of the Board, the remaining members may elect one of themselves from non-executive directors as Chairperson for that particular Boards meeting the reason of absence of the regular Chairperson shall be duly recorded in the minutes.	✓		
<b>1.5 The Directors' Report to Shareholders :</b>				
1.5(i)	Industry outlook & possible future development in the industry;	✓		The Directors' Report complies with the guidelines.
1.5(ii)	Segment- wise or product- wise performance;	✓		Do
1.5(iii)	Risks and concerns including internal and external risk factors, threat to sustainability and negative impact on environment, if any;	✓		Do
1.5(iv)	A discussion on Cost of Goods sold, Gross Profit and Net Profit Margin and Net profit Margin, Where applicable;	✓		Do
1.5(v)	Discussion on continuity of any Extra-Ordinary activities and their implication ( gain or loss);	✓		Do
1.5(vi)	A detailed discussion on related party transactions along with a statement showing amount, nature of related party, nature of transactions and basis of transactions of all related party transactions;	✓		Do
1.5(vii)	A statement of utilization of proceeds raised through public issues, rights issues and/or any other instruments;	N/A		N/A

## Directors' report

Condition No.	Title	Compliance Status (Put ✓ in the appropriate column)		Remarks (If any)
		Complied	Not complied	
1.5(viii)	An explanation if the financial results deteriorate after the Company goes for IPO, RPO, Rights offer, Direct listing etc;	N/A		N/A
1.5(ix)	An explanation on any significant variance that occurs between Quarterly Financial performances and Annual Financial Statements;	✓		The Directors' Report complies with the guidelines.
1.5(x)	A statement of Remuneration paid to directors including independent directors;	✓		Do
1.5(xi)	A statement that The financial statements present fairly its state of affairs, the result of its operations, cash flows and changes in equity;	✓		Do
1.5(xii)	Proper books of accounts have been maintained;	✓		Do
1.5(xiii)	A statement that appropriate accounting policies have been consistently applied in preparation of the financial statements and that the accounting estimates are based on reasonable and prudent judgment;	✓		Do
1.5(xiv)	IAS/IFRS, as applicable in Bangladesh, have been followed and adequate disclosure for any departure;	✓		Do
1.5(xv)	A statement that the system of internal control is sound in design and has been effectively implemented and monitored;	✓		Do
1.5(xvi)	A statement that minority shareholders have been protected from abusive actions by, or in the interest of, controlling shareholders acting either directly or indirectly and have effective means of redress;	✓		Do
1.5(xvii)	A statement that there is no significant doubt upon the issuer Company's ability to continue as a going concern, if the issuer Company is not considered to be a going concern, the fact along with reasons there of shall be disclosed;	✓		Do
1.5(xviii)	An explanation that significant deviations from the last year's operating results of the issuer Company shall be highlighted and the reasons thereof shall be explained;	✓		Do
1.5(xix)	A statement where key operating and financial data of at least preceding 5 (five) years shall be summarized;	✓		Do
1.5(xx)	An explanation on the reasons if the issuer Company has not declared dividend (cash or stock) for the year;	✓		10% cash dividend has been recommended by the BOD.
1.5(xxi)	Board's statement to the effect that no bonus share or stock dividend has been or shall be declared as interim dividend;	N/A		N/A
1.5(xxii)	The total number of Board meetings held during the year and attendance by each director;	✓		11 (eleven) meetings were held during the year.
1.5(xxiii)	<b>Pattern of shareholding and name wise details (disclosing aggregate number of shares) :</b>			
1.5(xxiii)(a)	Parent/Subsidiary/Associated Companies and other related parties (Name wise details);	✓		Annexure-D
1.5(xxiii)(b)	Directors, Chief Executive Officer (CEO), Company Secretary (CS), Chief Financial Officer (CFO), Head of Internal Audit and Compliance (HIAC) and their spouses and minor children (Name wise details);	✓		Do
1.5(xxiii)(c)	Executives;	✓		Do
1.5(xxiii)(d)	Shareholders holding ten percent (10%) or more voting interest in the Company (Name wise details).	✓		Mr. Mohammad Obaidul Karim, Chairman of the company holds 15.18% voting interest as on June 30, 2023.

Condition No.	Title	Compliance Status (Put ✓ in the appropriate column)		Remarks (If any)
		Complied	Not complied	
1.5 (xxiv)	<b>In case of appointment/re-appointment of a Director, disclose :</b>			
1.5(xxiv)(a)	A brief resume of the Director;	✓		
1.5(xxiv)(b)	Nature of his /her expertise in specific functional areas;	✓		
1.5(xxiv)(c)	Name of companies in which the person also holds the directorship and the membership of committees of that Board.	✓		
1.5(xxv)	<b>Management's Discussion and Analysis signed by CEO or MD presenting detailed analysis of the Company's position and operations along with a brief discussion of changes in the financial statements, among others, focusing on :</b>			
1.5(xxv)(a)	Accounting policies and estimation for preparation of financial statements;	✓		
1.5(xxv)(b)	Changes in accounting policies and estimation, if any, clearly describing the effect on financial performance or results and financial position as well as cash flows in absolute figure for such changes;	✓		
1.5(xxv)(c)	Comparative analysis (including effects of inflation) of financial performance or results and financial position as well as cash flows for current financial year with immediate preceding five years explaining reasons thereof;	✓		
1.5(xxv)(d)	Compare such financial performance or results and financial position as well as cash flows with the peer industry scenario;	✓		
1.5(xxv)(e)	Briefly explain the financial and economic scenario of the country and the globe;	✓		
1.5(xxv)(f)	Risks and concerns issues related to the financial statements, explaining such risk and concerns mitigation plan of the Company;	✓		
1.5(xxv)(g)	Future plan or projection or forecast for Company's operation, performance and financial position, with justification thereof i.e., actual position shall be explained to the shareholders in the next AGM;	✓		
1.5(xxvi)	Declaration or certification by the CEO and the CFO to the Board as required under condition No. 3(3) shall be disclosed as per <b>Annexure-A</b> ;	✓		
1.5(xxvii)	The report as well as certificate regarding compliance of conditions of this Code as required under condition No. 9 shall be disclosed as per <b>Annexure-B</b> and <b>Annexure-C</b> .	✓		
<b>1.6</b>	<b>Meetings of the Board of Directors :</b>			
	The company shall conduct its Board meetings and record the minutes of the meetings as well as keep required books and records in line with the provisions of the relevant Bangladesh Secretarial Standards (BSS) as adopted by the Institute of Chartered Secretaries of Bangladesh (ICSB) in so far as those standards are not inconsistent with any condition of this Code.	✓		
<b>1.7</b>	<b>Code of Conduct for the Chairperson, other Board members and Chief Executive Officer :</b>			
1.7(a)	The Board shall lay down a code of conduct, based on the recommendation of the Nomination and Remuneration Committee (NRC) at condition No. 6, for the Chairperson of the Board, other board members and Chief Executive Officer of the Company;	✓		

## Directors' report

Condition No.	Title	Compliance Status (Put ✓ in the appropriate column)		Remarks (If any)
		Complied	Not complied	
1.7(b)	The code of conduct as determined by the NRC shall be posted on the website of the Company including, among others, prudent conduct and behavior; confidentiality; conflict of interest; compliance with laws, rules and regulations; prohibition of insider trading; relationship with environment, employees, customers and suppliers; and independency.	✓		The Code of Conduct of NRC has been published in the website of the company.
<b>2. Governance of Board of Directors of Subsidiary Company :</b>				
2(a)	Provisions relating to the composition of the Board of the holding Company shall be made applicable to the composition of the Board of the subsidiary Company;	✓		Orion Power Meghnaghat Limited & Dutch Bangla Power & Associates Limited are the 2 (two) subsidiary companies of OPL.
2(b)	At least 1 (one) independent director on the Board of the holding Company shall be a director on the Board of the subsidiary Company;	✓		In Practice
2(c)	The minutes of the Board meeting of the subsidiary Company shall be placed for review at the following Board meeting of the holding Company;	✓		In Practice
2(d)	The minutes of the respective Board meeting of the holding Company shall state that they have reviewed the affairs of the subsidiary Company also;	✓		In Practice
2(e)	The Audit Committee of the holding Company shall also review the financial statements, in particular the investments made by the subsidiary Company.	✓		In Practice
<b>3. Managing Director (MD) or Chief Executive Officer (CEO), Chief Financial Officer (CFO), Head of Internal Audit and Compliance (HIAC) and Company Secretary (CS):</b>				
<b>3.1 Appointment :</b>				
3.1(a)	The Board shall appoint a Managing Director (MD) or Chief Executive Officer (CEO), a Company Secretary (CS), a Chief Financial Officer (CFO) and a Head of Internal Audit and Compliance (HIAC);	✓		In Practice
3.1 (b)	The positions of the Managing Director (MD) or Chief Executive Officer (CEO), Company Secretary (CS), Chief Financial Officer (CFO) and Head of Internal Audit and Compliance (HIAC) shall be filled by different individuals;	✓		In Practice
3.1 (c)	The MD or CEO, CS, CFO and HIAC of a listed Company shall not hold any executive position in any other Company at the same time;	✓		In Practice
3.1 (d)	The Board shall clearly define respective roles, responsibilities and duties of the CFO, the HIAC and the CS;	✓		In Practice
3.1 (e)	The MD or CEO, CS, CFO and HIAC shall not be removed from their position without approval of the Board as well as immediate dissemination to the Commission and stock exchange(s).	✓		In Practice



Condition No.	Title	Compliance Status (Put ✓ in the appropriate column)		Remarks (If any)
		Complied	Not complied	
<b>3.2</b>	<b>Requirement to attend Board of Directors' Meetings :</b>			
	The MD or CEO, CS, CFO, and HIAC of the company shall attend the meetings of the Board. Provided that the CS, CFO and/or the HIAC shall not attend such part of a meeting of the Board which involves consideration of an agenda item relating to their personal matters.	✓		In Practice
<b>3.3</b>	<b>Duties of Managing Director (MD) or Chief Executive Officer (CEO) and Chief Financial Officer (CFO) :</b>			
3.3(a)	The MD or CEO and CFO shall certify to the Board that they have reviewed financial statements for the year and that to the best of their knowledge and belief:	✓		
3.3(a)(i)	These statements do not contain any materially untrue statement or omit any material fact or contain statements that might be misleading;	✓		
3.3(a)(ii)	These statements together present a true and fair view of the Company's affairs and are in compliance with existing accounting standards and applicable laws.	✓		
3.3 (b)	The MD or CEO and CFO shall also certify that there are, to the best of knowledge and belief, no transactions entered into by the Company during the year which are fraudulent, illegal or in violation of the code of conduct for the Company's Board or its members;	✓		
3.3 (c)	The certification of the MD or CEO and CFO shall be disclosed in the Annual Report.	✓		
<b>4.</b>	<b>Board of Directors' Committee :</b>			
4 (i)	Audit Committee;	✓		In Practice
4 (ii)	Nomination and Remuneration Committee.	✓		In Practice
<b>5.</b>	<b>Audit Committee :</b>			
<b>5.1</b>	<b>Responsibility to the Board of Directors :</b>			
5.1(a)	The Company shall have an Audit Committee as a sub-committee of the Board of Directors;	✓		In Practice
5.1(b)	The Audit Committee shall assist the BOD in ensuring that the financial statements reflect true and fair view of the state of affairs of the Company and in ensuring a good monitoring system within the business;	✓		In Practice
5.1(c)	The Audit Committee shall be responsible to the BOD. The duties of the Audit Committee shall be clearly set forth in writing.	✓		In Practice
<b>5.2</b>	<b>Constitution of the Audit Committee :</b>	✓		
5.2(a)	The Audit Committee shall be composed of at least 3 (three) members;	✓		The Audit Committee is composed with 3 (three) members where 1 (one) is Non-Executive Director and 2 (two) are Independent Directors. Moreover, one of the ID is the Chairman of the Audit Committee. 1. Md. Shafiqur Rahman (ID) 2. A.N.M Abul Kashem (ID) 3. Salman Obaidul Karim (NED)

## Directors' report

Condition No.	Title	Compliance Status (Put ✓ in the appropriate column)		Remarks (If any)
		Complied	Not complied	
5.2(b)	All members of the audit committee should be "financially literate" and at least 1 (one) member shall have accounting or related financial management background and 10 (ten) years of such experience;	✓		The members of the Audit Committee are appointed by the Board where 1 (one) is Non-Executive Director and 2 (two) are Independent Directors.
5.2(c)	All members of the audit committee should be "financially literate" and at least 1 (one) member shall have accounting or related financial management background and 10 (ten) years of such experience;	✓		
5.2(d)	When the term of service of any Committee member expires or there is any circumstance causing any Committee member to be unable to hold office before expiration of the term of service, thus making the number of the Committee members to be lower than the prescribed number of 3 (three) persons, the Board shall appoint the new Committee member to fill up the vacancy immediately or not later than 1 (one) month from the date of vacancy in the Committee to ensure continuity of the performance of work of the Audit Committee;	N/A		
5.2(e)	The Company Secretary shall act as the Secretary of the Audit Committee;	✓		In Practice
5.2(f)	The quorum of the Audit Committee meeting shall not constitute without at least 1 (one) independent director.	✓		In Practice
<b>5.3</b>	<b>Chairperson of the Audit Committee :</b>			
5.3(a)	The Board shall select 1 (one) member of the Audit Committee to be Chairperson of the Audit Committee, who shall be an independent director;	✓		Mr. Md. Shafiqur Rahman, Independent Director is the Chairman of the Audit Committee.
5.3(b)	In the absence of the Chairperson of the Audit Committee, the remaining members may elect one of themselves as Chairperson for that particular meeting, in that case there shall be no problem of constituting a quorum as required under condition No. 5(4)(b) and the reason of absence of the regular Chairperson shall be duly recorded in the minutes;	✓		No such situation occurred during the reporting financial year.
5.3(c)	Chairperson of the Audit Committee shall remain present in the Annual General Meeting (AGM).	✓		In Practice
<b>5.4</b>	<b>Meeting of the Audit Committee :</b>			
5.4(a)	The Audit Committee shall conduct at least its four meetings in a financial year;	✓		In Practice
5.4(b)	The quorum of the meeting of the Audit Committee shall be constituted in presence of either two members or two-third of the members of the Audit Committee, whichever is higher, where presence of an independent director is a must.	✓		In Practice
<b>5.5</b>	<b>Role of Audit Committee :</b>			
5.5(a)	Oversee the financial reporting process;	✓		In Practice
5.5(b)	Monitor choice of accounting policies and principles;	✓		In Practice
5.5(c)	Monitor Internal Control Risk management process;	✓		In Practice
5.5(d)	Oversee hiring and performance of external auditors;	✓		In Practice
5.5(e)	Hold meeting with the external or statutory auditors for review of the annual financial statements before submission to the Board for approval or adoption;	✓		In Practice

Condition No.	Title	Compliance Status (Put ✓ in the appropriate column)		Remarks (If any)
		Complied	Not complied	
5.5(f)	Review along with the management, the annual financial statements before submission to the Board for approval;	✓		In Practice
5.5(g)	Review along with the management, the quarterly and half yearly financial statements before submission to the Board for approval;	✓		In Practice
5.5(h)	Review the adequacy of internal audit function;	✓		In Practice
5.5(i)	Review the Management's Discussion and Analysis before disclosing in the Annual Report;	✓		In Practice
5.5(j)	Review statement of all related party transactions submitted by the management;	✓		In Practice
5.5(k)	Review Management Letters or Letter of Internal Control Weakness issued by statutory auditors;	✓		In Practice
5.5(L)	Oversee the determination of audit fees based on scope and magnitude, level of expertise deployed and time required for effective audit and evaluate the performance of external auditors;	✓		In Practice
5.5(m)	Oversee whether the proceeds raised through Initial Public Offering (IPO) or Repeat Public Offering (RPO) or Rights Share Offer have been utilized as per the purposes stated in relevant offer document or prospectus approved by the Commission.	N/A		
<b>5.6</b>	<b>Reporting of the Audit Committee :</b>			
5.6(a)	<b>Reporting to the Board of Directors :</b>			
5.6(a)(i)	The Audit Committee shall report on its activities to the Board;	✓		The report of the committee has been submitted to the Board of Directors.
5.6(a)(i)	The Audit Committee shall immediately report to the Board on the following findings, if any:	✓		In Practice
5.6(a)(ii)(a)	Report on conflicts of interests;	✓		
5.6(a)(ii)(b)	Suspected or presumed fraud or irregularity or material defect identified in the internal audit and compliance process or in the financial statements;	✓		Do
5.6(a)(ii)(c)	Suspected infringement of laws, regulatory compliances including securities related laws, rules and regulations;	✓		Do
5.6(a)(ii)(d)	Any other matter which the Audit Committee deems necessary shall be disclosed to the Board immediately.	✓		In Practice
5.6.(b)	<b>Reporting to the Authorities :</b>	✓		
<b>5.7</b>	<b>Reporting to the Shareholders and General Investors :</b>	✓		In Practice
<b>6.</b>	<b>Nomination and Remuneration Committee (NRC) :</b>			
<b>6.1</b>	<b>Responsibility to the Board of Directors :</b>			
6.1(a)	The Company shall have a Nomination and Remuneration Committee (NRC) as a sub-committee of the Board;	✓		In Practice

## Directors' report

Condition No.	Title	Compliance Status (Put ✓ in the appropriate column)		Remarks (If any)
		Complied	Not complied	
6.1(b)	The NRC shall assist the Board in formulation of the nomination criteria or policy for determining qualifications, positive attributes, experiences and independence of directors and top level executive as well as a policy for formal process of considering remuneration of directors, top level executive;	✓		In Practice
6.1(b)	The Terms of Reference (TOR) of the NRC shall be clearly set forth in writing covering the areas stated at the condition No. 6(5)(b).	✓		In Practice
<b>6.2</b>	<b>Constitution of the NRC :</b>			
6.2(a)	The Committee shall comprise of at least three members including an independent director;	✓		The NRC is composed with 3 (three) members including 2 (two) Independent Directors.
6.2(b)	All members of the Committee shall be non-executive directors;	✓		The Committee has 2(Two) Independent Directors and 1 (One) Non-Executive Director.
6.2(c)	Members of the Committee shall be nominated and appointed by the Board;	✓		The members of the NRC are appointed by the Board.
6.2(d)	The Board shall have authority to remove and appoint any member of the Committee;	✓		In Practice
6.2(e)	In case of death, resignation, disqualification, or removal of any member of the Committee or in any other cases of vacancies, the board shall fill the vacancy within 180 (one hundred eighty) days of occurring such vacancy in the Committee;	N/A		No such situation occurred during the reporting financial year.
6.2(f)	The Chairperson of the Committee may appoint or co-opt any external expert and/or member(s) of staff to the Committee as advisor who shall be non-voting member, if the Chairperson feels that advice or suggestion from such external expert and/or member(s) of staff shall be required or valuable for the Committee;	✓		In Practice
6.2(g)	The Company Secretary shall act as the secretary of the Committee;	✓		In Practice
6.2(h)	The quorum of the NRC meeting shall not constitute without attendance of at least an independent director;	✓		
6.2(i)	No member of the NRC shall receive, either directly or indirectly, any remuneration for any advisory or consultancy role or otherwise, other than Director's fees or honorarium from the Company.	✓		
<b>6.3</b>	<b>Chairperson of the NRC :</b>			
6.3(a)	The Board shall select 1 (one) member of the NRC to be Chairperson of the Committee, who shall be an independent director;	✓		Mr. Md. Shafiqur Rahman, Independent Director is the Chairman of the Committee.
6.3(b)	In the absence of the Chairperson of the NRC, the remaining members may elect one of themselves as Chairperson for that particular meeting, the reason of absence of the regular Chairperson shall be duly recorded in the minutes;	✓		In Practice



Condition No.	Title	Compliance Status (Put ✓ in the appropriate column)		Remarks (If any)
		Complied	Not complied	
6.3(c)	The Chairperson of the NRC shall attend the annual general meeting (AGM) to answer the queries of the shareholders.	✓		The Chairperson of the NRC shall attend the upcoming Annual General Meeting (AGM).
<b>6.4</b>	<b>Meeting of the NRC :</b>			
6.4(a)	The NRC shall conduct at least one meeting in a financial year;	✓		In Practice
6.4(b)	The Chairperson of the NRC may convene any emergency meeting upon request by any member of the NRC;	N/A		
6.4(c)	The quorum of the meeting of the NRC shall be constituted in presence of either two members or two third of the members of the Committee, whichever is higher, where presence of an independent director is must as required under condition No. 6(2)(h);	✓		In Practice
6.4(d)	The proceedings of each meeting of the NRC shall duly be recorded in the minutes and such minutes shall be confirmed in the next meeting of the NRC.	✓		In Practice
<b>6.5</b>	<b>Role of the NRC :</b>			
6.5(a)	NRC shall be independent and responsible or accountable to the Board and to the shareholders;	✓		In Practice
6.5(b)	NRC shall oversee, among others, the following matters and make report with recommendation to the Board :	✓		In Practice
6.5(b)(i)	Formulating the criteria for determining qualifications, positive attributes and independence of a director and recommend a policy to the Board, relating to the remuneration of the directors, top level executive, considering the following :	✓		In Practice
6.5(b)(i)(a)	The level and composition of remuneration is reasonable and sufficient to attract, retain and motivate suitable directors to run the Company successfully;	✓		In Practice
6.5(b)(i)(b)	The relationship of remuneration to performance is clear and meets appropriate performance benchmarks;	✓		In Practice
6.5(b)(i)(c)	Remuneration to directors, top level executive involves a balance between fixed and incentive pay reflecting short and long-term performance objectives appropriate to the working of the Company and its goals;	✓		In Practice
6.5(b)(ii)	Devising a policy on Board's diversity taking into consideration age, gender, experience, ethnicity, educational background and nationality;	✓		In Practice
6.5(b)(iii)	Identifying persons who are qualified to become directors and who may be appointed in top level executive position in accordance with the criteria laid down, and recommend their appointment and removal to the Board;	✓		In Practice
6.5(b)(iv)	Formulating the criteria for evaluation of performance of independent directors and the Board;	✓		In Practice
6.5(b)(v)	Identifying the Company's needs for employees at different levels and determine their selection, transfer or replacement and promotion criteria;	✓		In Practice
6.5(b)(vi)	Developing, recommending and reviewing annually the Company's human resources and training policies;	✓		In Practice
6.5(c)	The Company shall disclose the nomination and remuneration policy and the evaluation criteria and activities of NRC during the year at a glance in its annual report.	✓		In Practice

## Directors' report

Condition No.	Title	Compliance Status (Put ✓ in the appropriate column)		Remarks (If any)
		Complied	Not complied	
7.	External/Statutory Auditors :			
7.1	The issuer Company shall not engage its external or statutory auditors to perform the following services of the Company, namely :	✓		
7.1(i)	Appraisal or valuation services or fairness opinions;	✓		
7.1(ii)	Financial information systems design and implementation;	✓		
7.1(iii)	Book-keeping or other services related to the accounting records or financial statements;	✓		
7.1(iv)	Broker-dealer services;	✓		
7.1(v)	Actuarial services;	✓		
7.1(vi)	Internal audit services or special audit services;	✓		
7.1(vii)	Any service that the Audit Committee determines;	✓		
7.1(viii)	Audit or certification services on compliance of corporate governance as required under condition No. 9(1);	✓		
7.1(ix)	Any other service that creates conflict of interest;	✓		
7.2	No partner or employees of the external audit firms shall possess any share of the Company they audit at least during the tenure of their audit assignment of that Company; his or her family members also shall not hold any shares in the said Company: Provided that spouse, son, daughter, father, mother, brother, sister, son-in-law and daughter-in-law shall be considered as family members;	✓		
7.3	Representative of external or statutory auditors shall remain present in the Shareholders' Meeting (Annual General Meeting or Extraordinary General Meeting) to answer the queries of the shareholders.	✓		
8.	Maintaining a website by the Company :			
8.1	The Company shall have an official website linked with the website of the stock exchange;	✓		www.orionpharmabd.com linked with DSE and CSE.
8.2	The Company shall keep the website functional from the date of listing;	✓		In Practice
8.3	The Company shall make available the detailed disclosures on its website as required under the listing regulations of the concerned stock exchange(s).	✓		In Practice
9.	Reporting and Compliance of Corporate Governance :			
9.1	The Company shall obtain a certificate from a practicing Professional Accountant or Secretary (Chartered Accountant or Cost and Management Accountant or Chartered Secretary) other than its statutory auditors or audit firm on yearly basis regarding compliance of conditions of Corporate Governance Code of the Commission and shall such certificate shall be disclosed in the Annual Report;	✓		Certificate has been obtained from ARTISAN-Chartered Accountants for the financial year ended on June 30, 2023 which is published in Annual Report.
9.2	The professional who will provide the certificate on compliance of this Corporate Governance Code shall be appointed by the shareholders in the annual general meeting;	✓		In Practice
9.3	The directors of the Company shall state, in accordance with the Annexure-C attached, in the directors' report whether the Company has complied with these conditions or not.	✓		In Practice

## Annexure D

# The pattern of shareholding

as on June 30, 2023

Categories	Name	Status	No. of shares held	% of holding
(a) Parent or Subsidiary or Associated Companies and other related parties	Nil			
(b) Directors, Chief Executive Officer, Company Secretary, Chief Financial Officer, Head of Internal Audit and Compliance and their spouses and minor children	Mr. Mohammad Obaidul Karim	Chairman	35,514,000	15.18
	Mrs. Zareen Karim	Managing Director	6,413,040	2.74
	Mrs. Arzuda Karim	Director	8,805,600	3.76
	Mr. Salman Obaidul Karim	Director	9,708,960	4.15
	Mrs. Hasina Begum (Nominated by Panbo Bangla Mushroom Ltd.)	Nominated Director	14,400,000	6.15
	Mr. A. N. M. Abul Kashem	Independent Director	Nil	Nil
	Mr. Md. Shafiqur Rahman	Independent Director	Nil	Nil
	Mrs. Zareen Karim	Managing Director	6,413,040	2.74
	Mr. Md. Ferdous Jaman	Company Secretary	Nil	Nil
	Mr. Mohammad Sayed Ahmed, FCA	Chief Financial Officer	Nil	Nil
	Mr. Md. Shahidul Islam	Head of Internal Audit and Compliance	Nil	Nil
(c) Executives	Mr. S. M. Noor Hossain	Executive Director, Sales & Marketing	Nil	Nil
	Mrs. Ayesha Akhter	VP, Commercial & PPIC	Nil	Nil
	Mr. Md. Akhlakuzzaman	Vice President - Production	Nil	Nil
	Mr. Md. Fakhru'l Islam	Manager - Distribution	Nil	Nil
	Mr. Md. Forhad Hossain	Manager - Administration	Nil	Nil
(d) Shareholders holding ten percent (10%) or more voting interest in the company	Mr. Mohammad Obaidul Karim	Chairman	35,514,000	15.18

## Shareholding composition

as on June 30, 2023

<b>31.98%</b> Sponsors	<b>1.18%</b> Foreign Investors	<b>20.37%</b> Financial Institutions	<b>46.47%</b> General Public
---------------------------	-----------------------------------	---	---------------------------------

Types of shareholders	No. of shareholders	No. of shares held	% of shareholding
Sponsors	5	74,841,600	31.98
Foreign Investors	705	2,757,321	1.18
Financial Institutions	491	47,669,479	20.37
General Public	43,711	108,731,600	46.47
<b>Total</b>	<b>44,912</b>	<b>234,000,000</b>	<b>100.00</b>

Range of holding in number of Shares	No. of shareholders	No. of shares held	% of shareholding
Upto 500 Shares	29,417	4,299,807	1.84
501 to 5,000 Shares	11,911	21,354,461	9.13
5,001 to 10,000 Shares	1,685	12,420,157	5.31
10,001 to 20,000 Shares	968	13,978,785	5.97
20,001 to above	931	181,946,790	77.75
<b>Total</b>	<b>44,912</b>	<b>234,000,000</b>	<b>100.00</b>



## Annexure E

# Compliance report on IAS/IFRS

IAS No.	IAS Title	Remarks
01	Presentation of Financial Statements	Applied
02	Inventories	Applied
07	Statement of Cash Flows	Applied
08	Accounting Policies, Changes in Accounting Estimates and Errors	Applied
10	Events after the reporting period	Applied
12	Income Taxes	Applied
16	Property, Plant and Equipment	Applied
19	Employee Benefits	Applied
20	Accounting of Government Grants and Disclosure of Government Assistance	N/A
21	The Effects of Changes in Foreign Exchange Rates	Applied
23	Borrowing Costs	Applied
24	Related Party Disclosures	Applied
26	Accounting and Reporting by Retirement Benefit Plans	N/A
27	Separate Financial Statements	Applied
28	Investment in Associates and Joint Ventures	N/A
29	Financial Reporting in Hyperinflationary Economics	N/A
32	Financial Instruments: Presentation	Applied
33	Earnings per share	Applied
34	Interim Financial Reporting	Applied
36	Impairment of Assets	Applied
37	Provisions, Contingent Liabilities and Contingent Assets	Applied
38	Intangible Assets	N/A
39	Financial Instruments: Recognition and Measurement	N/A
40	Investment Property	N/A
41	Agriculture	N/A

IFRS No.	IFRS Title	Remarks
01	First-time Adoption of International Financial Reporting Standards	N/A
02	Share-based Payment	N/A
03	Business Combinations	N/A
04	Insurance Contracts	N/A
05	Non-current Assets Held for Sale and Discontinues Operations	N/A
06	Exploration for and Evaluation of Mineral Resources	N/A
07	Financial Instruments: Disclosures	Applied
08	Operating Segments	N/A
09	Financial Instruments	Applied
10	Consolidated Financial Statements	Applied
11	Joint Arrangements	N/A
12	Disclosure of Interests in Other Entities	Applied
13	Fair Value Measurement	Applied
14	Regulatory Deferral Accounts	N/A
15	Revenue from Contracts with Customers	Applied
16	Lease	Applied
17	Insurance Contracts	N/A

# Dividend Distribution Policy

## 1

### Introduction

In compliance with the Directive No. BSEC/CMRRCD/2021-386/03 of Bangladesh Securities and Exchange Commission (BSEC) dated January 14, 2021; Orion Pharma Limited formulated the "DIVIDEND DISTRIBUTION POLICY". The Board of Directors (The Board) will consider the above-mentioned directive while declaring or recommending dividend on behalf of the Company.

## 2

### Concept of Dividend

Dividend refers to the portion of net income paid out to shareholders. It is paid in cash and/or stock for making an investment and bearing risk. Dividend decision of the firm is yet another crucial area of financial management as it affects shareholders wealth and value of the firm. It is a financial decision that refers to the proportion of the firm's earnings to be paid out to the shareholders.

## 3

### Purpose

The purpose of this Dividend Distribution Policy is to ensure the right balance between the quantum of dividend paid and the profits retained in the business for various purposes. This policy will also ensure that the distribution of dividend is implemented pursuant to the allocable legislation in the interests of the shareholders and the Company and will also address the Management of the unclaimed dividends.

## 4

### Dividend Declaration Policy

Subject to the provisions of the Act, dividend shall be declared and paid out of:

- Profits of the Company for the year for which the dividend is to be paid after setting off carried over previous losses and depreciation not provided in the previous year(s);
- Undistributed profits of the previous financial years after providing for depreciation in accordance with law and remaining undistributed.
- Out of a & b both.

Before declaration of dividend, the Company may transfer a portion of its profits to reserves of the Company as may be considered appropriate by the Board at its discretion.

In the event of inadequacy or absence of profits in any financial year, the Company may declare dividend out of free reserves subject to the compliance with the Act and Rules.

The Board shall recommend or declare the amount of dividend on each share based on financial parameters set out below:

#### 4.1 Internal Factors

- Net operating profit after tax;
- Working capital requirements;
- Capital expenditure requirements;
- Resources required to fund acquisitions and / or new businesses;

- Cash flow required to meet contingencies;
- Outstanding borrowings;
- Past Dividend Trends.

#### 4.2 External Factors

- Board shall endeavor to retain a larger portion of profits to build up reserves, in case of Adverse Economic Scenario.
- The Board shall evaluate the market trends in terms of technological changes mandating investments, competition impacting profits, etc., which may require the Company to conserve resources.
- The Board shall consider the restrictions, if any, imposed by the Act and other applicable laws with regard to declaration of dividend in order to ensure compliance with the applicable laws.
- Dividend distribution tax or any tax deduction at source as required by tax regulations, applicable at the time of declaration of dividend may impact the decision with regard to dividend declaration.
- Other factors beyond control of the Management like natural calamities, fire, etc. effecting operations of the Company may impact the decision with regard to dividend declaration.

#### 4.3 The shareholders of the Company may not expect Dividend under the following circumstances:

- Whenever it undertakes or proposes to undertake a significant expansion project requiring higher allocation of capital;
- Significantly higher working capital requirements adversely impacting free cash flow;
- Whenever it undertakes any acquisitions or joint ventures requiring significant allocation of capital;
- Whenever it proposes to utilize surplus cash for buy-back of securities;
- In the event of inadequacy of profits or whenever the Company has incurred losses;
- Any rules, Directive or guidance issued by BSEC on declaration or distribution of dividend.

The Board may consider not declaring Dividend or may recommend a lower payout for a given financial year, after analyzing the prospective opportunities and threats or in the event of challenging circumstances such as regulatory and financial environment. The Board will provide rationale in the Annual Report in the event of not declaring Dividend.

## 5

### Utilization of Retained Earnings

Subject to the provisions of the act and other applicable laws, retained earnings may be utilized as under:

- Issue of fully paid-up bonus shares;
- Declaration of dividend-Interim or Final;
- Augmenting internal resources;
- Funding for capital expenditure/expansion plans/acquisition;
- Repayment of debt;
- Any other permitted use as may be decided by the Board.

## 6

### Process of distribution of Dividend

a) Recommendation and Approval of dividend: The Chief Financial Officer (CFO) in consultation with the MD & CEO, and the Company Secretary of the Company shall propose any amount to be declared/ recommended as Dividend to the Board of Directors of the Company for their recommendation.

b) Entitlement of Dividend: Shareholders whose names shall be appeared in the Members Register of the Company or in the Depository Register of CDBL on the 'Record Date' of the respective year of AGM will receive entitled dividend.

c) Distribution of dividend: Cash dividend shall be paid directly to the Bank account through BFTN and Stock dividend shall be credited to the respective BO account of the shareholders within 30 days from the date of approval by the shareholders at the AGM subject to compliance with circulation/directives of BSEC.

## 7

### Unpaid or Unclaimed Dividend

Unpaid or unclaimed of unsettled cash & Stock dividend shall be settled as per instruction of BSEC.

## 8

### Tax Matters

Tax will be deducted at source as per applicable tax laws.

## 9

### Disclosure

In case it is proposed not to declare dividend during any financial year, the grounds thereof and the information on the manner in which the retained profits of the Company, if any, are being utilized shall be disclosed to the Shareholders in the Board's Report forming part of the Annual Report of the Company for the given financial year. The Policy will be available on the Company's website: <https://www.orionpharmabd.com>

## 10

### Policy Review

The Policy may be modified as may, in the opinion of the Board, be deemed necessary.

*New Antiulcerant from Orion*

# Vonion

Vonoprazan 10 mg & 20 mg Tablet



- 🌀 Works where conventional antiulcerants fail
- 🌀 Single tablet gives 24 hours acid control
- 🌀 Can be taken anytime, before or after a meal



*The Future is Ours*



# Financial capital

Financial capital represents the funds being used to facilitate the process of building and strengthening our ability to develop and create value for our stakeholders. We aim on enhancing value of our stakeholders and ensure long term sustainable growth by astute management of financial capital.

## Sources of financial capital

The main sources of financial capital are:

- equity;
- debt financing;
- earned surplus etc. which are raised through the financing, operating and investing activities; and
- internal control.

## Approaches to maintenance of financial capital

The company plans the effective utilization and deployment of available financial capital and tries to maintain strict financial discipline and controls to mitigate exchange rate, interest rate, credit risks etc. However, the company is constantly focusing on its actions to sustain growth, develop operations and ensure the highest return for the shareholders and strengthen the financial position. The followings are some of the approaches to maintaining our financial capital:

- We are operating in a capital-intensive pharmaceutical industry and are now in the business expansion stage for which OPL tends to retain more of its earnings to reinvest it rather than paying them out to shareholders.
- Other than internal fund raising option i.e. retained earnings, we also focus on availing long as well as short term loan

facilities as we are expanding our business operation by increasing our product lines. We analyze various factors for the selection of fund providers particularly for loan facility, including project financing and working capital loan.

- Funds generated are being used for the maintenance of regular business operation, repayment of loan along with interest expenses, investing activities and dividend payment.
- Orion Pharma Limited also addresses the following key factors to boost up the company's financial health:
  - Analysis of product wise performance;
  - Adoption of product specific strategies;
  - Timely introduction of potential medicines in the market as well as exit from loss making or slow moving product lines;
  - Close monitoring of cost element as well as identification of opportunity to minimize cost; and
  - Increasing operational efficiency through benchmarking against best-in-industry practices.



The overall financial performance for the reporting financial year 2022-23 is available in section "Performance and financials".

# Manufactured capital

Investment in manufactured capital is vital in order to produce high quality medicines that would contribute to sustainable competitive advantage. Significant investment in our finished products, manufacturing facilities, operations, technologies, capacities and distribution is an ongoing phenomenon that aims to safeguard our ability to deliver the values, satisfy the customer needs and achieve the strategic intent of the business.

## Sources of manufactured capital

The main sources of manufactured capital are:

- Plant architecture and infrastructure;
- Manufacturing facilities and process;
- Production capacity;
- Central Warehouse;
- Technology and equipment;
- ETP & Incinerator;
- HVAC and Utility;
- Sub-Station;
- Environment, health and safety provision; and
- Distribution network etc.



## Orion Pharma Park- our new pharmaceutical manufacturing plant

Our new plant "Orion Pharma Park" uses the State of the Art Manufacturing technology in compliance with the 'Current Good Manufacturing Practices' standards of international regulatory authorities like USFDA, UK MHRA, EU, TGA (Australia) & WHO etc. The plant has a complete array of pharmaceutical facilities and solutions in one complex with automatic process control and supervision systems in order to produce quality medicine. The high capacity, sophisticated, GAMP 5, EU GMP, Annex 15, 21CFR part 11 FDA regulated compliant production machinery of the plant will help to achieve the targeted growth by enhancing the production capacity

The total area of Pharma Building-1 (PB-1) is about 44,000 square feet for Cephalosporin Product Manufacturing. The site houses other supplementary infrastructures including utility and admin building, ETP building, warehouse, gate house etc.

### Other production buildings of the Pharma Park -

Pharma Building-1 (PB-2) is four storied building about 35,000 square feet for General Product Manufacturing and Pharma Building-3 (PB-3) 62,000 square feet for Oncology are under construction. Moreover, Food Manufacturing are currently under development stage.

The plant's utility infrastructure has been designed including water purifier facility, steam, boiler, compressor, generator etc. to ensure adequate supply of water, electricity and gas. Besides, we have a central ETP from Effwa. The production site follows the best practices for fire, water and air management systems and employee health and safety issues. In totality, the new

Pharma Park does not only result in increased production capacity, but also has resulted compliance with more regulatory requirements, safeguarding the environment, safety and health protection of employees in the workplace and environment.

## Orion Pharma Park at a glance

<b>Location</b>	Sumilpara Siddhirganj Narayanganj -1431 Bangladesh	<b>Production lines</b>	<ul style="list-style-type: none"> <li>• Oral Solid: Tablet (Uncoated, coated, effervescent, bi-layered, ODT, sustained released/ modified release/time release , Chewable), Powder for suspension, Sachet, Soft gel capsule, Hard gel capsule.</li> <li>• Oral Liquid: Syrup, Suspension, Emulsion, Drop</li> <li>• Semisolid: Cream, Ointment, Gel, Suppository.</li> <li>• Injection: Ampoule, Vial (Liquid powder, lyophilized), Pre-filled Syringe</li> <li>• Ophthalmic- EyeDrop (steroid and non-steroid), Eye ointment</li> </ul>
<b>Area</b>	20.85 acre		
<b>Production facilities</b>	<ul style="list-style-type: none"> <li>• General formulation</li> <li>• Cephalosporin</li> <li>• Supplement</li> <li>• Oncology</li> <li>• Ophthalmic</li> </ul>		



Manufactured capital

## Distribution network

Our distribution network connects patients with healthcare products across urban and rural area. We distribute our products all over the country using our own distribution channel. We have a large number of vehicles and sales depots to ensure coverage of the whole country. In accordance with the market requirements, the stocks are distributed countrywide by company-owned distribution network.



**54**  
Customized vehicles

**781**  
Distribution personnel



# Manufacturing process



## Input

- API, excipients and packing materials are received and inspected as per Standard Operating Procedure (SOP) and kept in 'quarantine area';
- Sample analysis is done by the Quality Control (QC) whereby QC performs identification, potency determination and necessary tests of materials;
- Following QC approval, pass labels are fixed on containers and materials are shifted from Quarantine to specific approved area for preservation;
- Retest schedule is given after certain interval for quality evaluation by QC;
- Material requisition is placed by Production Department along with batch manufacturing procedure of the product;
- Materials are collected as per bill of material and sent to Production for dispensing;
- Purity, temperature, humidity and other conditions of the materials are checked by Production and Quality Assurance (QA); and
- Materials are weighted and dispensed to Production as per requisition.



## Process

- OPL has 6 (six) dosage forms - tablet, capsule, dry syrup, oral liquid, cream and ointment and injection. Manufacturing procedure of each dosage form is different and has a SOP;
- Rooms and machines are fully cleaned and prepared for production;
- Medicinal product is processed according to validated SOP. The production operator and officer follow the written SOP and keep record of all their activities;
- The in-process quality is checked by the QA at every step of the manufacturing and quality is ensured in every step;
- After completion of every sub-process, sample analysis is performed by the QA and sent to QC for evaluation;
- Upon approval by QC, QA fixes the pass label on the container and gives approval for next steps; and
- The prerequisite environment and regulatory condition of the products are maintained and ensured by the QA and Production at every level.



## Output

- After packaging of products, all documents are reviewed by the QA Head and approved for distribution and sales;
- Representative samples from every batch are kept by the QA up to the shelf-life of the product for monitoring;
- 'Real time stability study' up to the shelf life is performed by the QA for further development; and
- When launching new products, product development and 'accelerated and real time stability study' is performed by the R&D.

## Ensuring quality

Our journey for maintaining better quality begins from raw material selection process. Selecting DMF grade material from European or Asian best source and performing Vendor Audit accurately aid us to ensure best quality raw material sourcing. Proper study, engagement and dedication of qualified personnel result in unique formulations that make the product incomparable regarding quality. This year we have taken the following measures to further ensure quality of our medicines:

### Particle Size Analyzer of APIs

OPL's Quality Control Department has procured a sophisticated equipment - particle size analyzer, which measures particle size of Active Pharmaceutical Ingredients (APIs). It enhances the product quality through measurement of particle size of API and delivers the consistently accurate, robust, reliable data that informs critical decision-making throughout R&D and manufacturing processes. Such knowledge-driven decisions are fundamental to ensuring the quality and performance of a diverse range of raw materials, intermediates and final products.

### Impurity Profile Checking of APIs

This year OPL has also already started the Impurity Profile Checking of APIs which will ensure the API quality precisely by

acquiring the data that establishes biological safety and efficacy. APIs present in the formulations contain some undesired impurity and impurity profiling describes the account or description of maximum possible types of identified or unidentified impurities present in any APIs. These impurities can be API related impurities, process related impurities or stability related impurities. Presence of these unwanted impurities may influence bioavailability, safety and efficacy of APIs. This new initiative of the company is in compliance with various regulatory authorities such as ICH, USFDA etc. that have specified various limits for impurities in APIs.

### Audit Trail

Another initiative undertaken by OPL is the implementation of Audit Trail in compliance with WHO, USFDA, PICS etc. Audit Trail helps to improve the product quality by creating the ability to follow records back to data origin that provides numerous benefits including transparency and a defense of records for compliance, record integrity and accuracy, system protection from misuse or harm, and security of sensitive or vital information.

Other than these we undertake the following processes to ensure quality of our medicines:

Analytical method validation	Analytical method validation ensures the ability of testing method to identify & quantify the active ingredients accurately.	KPI: Our all analytical method for testing raw material and finished products are VALIDATED.
Cleaning validation	It assures that a cleaning process removes all residues of the active pharmaceutical ingredients from every contact parts of equipment used for manufacturing of the product.	KPI: Our all cleaning methods for equipment are VALIDATED. Therefore, there is no risk of cross contamination during product manufacturing.
Dissolution profile comparison	This test is performed in order to compare the dissolution profile of the product with innovator product.	KPI: During product development we compare our developed product with Patent / Brand product.
DMF preparation	DMF preparation is a part of Good Documentation Practice & regulatory requirement from DGDA. It contains confidential detailed information about facilities, processes, or materials used in the manufacturing, processing, packaging and storing.	KPI: We prepare DMF for all products.
Annual product review	The purpose of this review is to verify the consistency of the manufacturing process, assess trends, determine the needs for changes in specifications, production, manufacturing and/or control procedures and evaluate the needs for revalidation.	KPI: We prepare annual product review for all products.
Coating conversion from organic to aqueous	Aqueous coating assures avoidance of related health hazard problem as well as cost reduction.	KPI: We identify products subject for conversion from organic to aqueous.

## Fire, water & air management system

### Fire management system

OPL uses intelligent addressable fire detection system. Fire drills are done once in every six months and training is provided to the personnel who are the member of the fire team. Our actions in this context are:

- All the areas including production, QA, QC, R&D, warehouse, and utility areas are covered by smoke detectors and modern fire alarm system;
- The whole facility is equipped with adequate number of fire extinguishers and fire hoses with fire hydrant. We also have proper evacuation system, assembly point with dedicated rescue and first aid team;
- In addition to the use of smoke detectors, manual Pull Station has been installed in each zone along with annunciation. It is integrated with BMS so that in case of fire, respective area air handling system is automatically shut down in order to control the oxygen supply to the area; and
- High pressure fire pumps along with standby pump and jokey pumps are installed to fight against fire.

### Water management system

OPL is committed and constantly working on improving the water management of the company and plant as conserving water will contribute to more sustainable water availability. Our actions in this context are:

- Our plant is fully validated from Europe; and
- We have the most modern pre-treatment & softened water plant.

### Air management system

OPL has the right air management technology installed in all buildings as pharmaceutical manufacturing facilities require high quality of air because the products are ingested or placed in humans and animals. Our actions in this context are:

- Individual air handling system with HEPA filter;
- Precise temperature control system by software;
- Precise humidity control system by software;
- Precise pressure difference control system by software; and
- For critical product through Bag-In and Bag-Out system.

## Environment, health & safety consideration

### Environment consideration

OPL gives utmost importance to environmental protection and strictly avoid the activities which may have any adverse impact on the environment. We believe that environmental protection should be implemented due to climate changes and natural calamities which affect our country every year. We have therefore designed the production process in the most resource and energy-efficient way as possible. Our actions in this context are:

- We established an Effluent Treatment Plant (ETP) of Capacity 375,000 Liters/day to treat the effluent from the plant; and
- OPL has introduced an Incinerator whose incineration capacity is 100 kg/hr. An incinerator is generally defined as any furnace used in the process of burning solid waste for the purpose of reducing the volume of the waste by removing combustible materials.

### Health & safety consideration

The plant has been designed following the modern concept of safety guidelines. Safety and security department coordinates and trains up manpower for precautions and measurements of hazardous condition. A Standard Operating Procedure (SOP) on safety guidelines is followed by each and every person in the plant. We make regular safety assessments and ensure compliance with all existing laws in the field of environmental protection, hygiene and safety at work. We also have adequate risk control measures which are maintained throughout our company. A special care and training is planned for the safe handling of Hazardous chemical.



# Intellectual capital

Focus on intellectual capital to derive at better outcomes for our customers by investing in the knowledge, skills, experiences, expertise and competencies nurtured by the human resources of the company is our topmost priority. We continually work to develop a wide range basket of high quality, safe and effective generic pharmaceutical medicines of different therapeutic classes that address the medical needs of the society.

## Sources of intellectual capital

The main sources of intellectual capital are:

- Intellectual property rights including –
  - License from DGDA to operate pharmaceutical products' manufacturing facilities
  - trademarks and registered marks;
- In house software development;
- Research strategy and implementation;
- Product development;
- Portfolio of products; and
- International market specific sales, distribution and marketing strategies.

## Our product portfolio

Our product portfolio is selected and tailored considering the requirements of the target markets in which we operate. We also perform continuous assessment of existing product portfolio to analyze product wise performance in the market it serves. Our portfolios are:





## PRODUCT LIST OF ORION Pharma LIMITED

Product	Generic & Strength	Pack Size
<b>Antihistamines</b>		
Bislor 20 mg Tab	Bilastine 20 mg	3x10's
Cloramin Symp	Chlorpheniramine Maleate 2mg/5 ml	1's
Deslor Kidz PD	Desloratadine 0.5 mg/ml	1's
Deslor Symp	Desloratadine 2.5 mg/ 5 ml	1's
Deslor Tab	Desloratadine 5 mg	12x10's
Nosedex Tab	Fexofenadine HCL 120 mg	3x10's
Riz Symp	Cetirizine Dihydrochloride 5 mg/5 ml	1's
Riz Tab	Cetirizine Dihydrochloride 10 mg	10x10's
Rupenta-10 Tab	Rupatadine 10 mg	3x10's
<b>CVS Medications</b>		
Betacal Tab	Atenolol 50 mg + Amlodipine 5 mg	5x10's
Bisoloc-5 Tab	Bisoprolol Fumarate 5 mg	3x10's
Bisoloc-2.5 Tab	Bisoprolol Fumarate 2.5 mg	3x10's
CCB-5 Tab	Amlodipine 5 mg	5x10's
Cilnior-5	Cilnidipine 5 mg	3x10's
Cilnior-10	Cilnidipine 10 mg	3x10's
Frulac-40 Tab	Spironolactone 50 mg + Frusemide 40 mg	5x10's
Frulac-20 Tab	Spironolactone 50 mg + Frusemide 20 mg	5x10's
Losan-25 Tab	Losartan Potassium 25 mg	3x10's
Losan-50 Tab	Losartan Potassium 50 mg	3x10's
Losan Plus Tab	Losartan Potassium 50 mg + Hydrchlorthiazide 12.5 mg	3x10's
Olmesafe-20 Tab	Olmesartan 20 mg	3x10's
Olmesafe-40 Tab	Olmesartan 40 mg	3x10's
Olmesafe AM-5/20 Tab	Amlodipine 5 mg & Olmesartan 20 mg	3x10's
Olmesafe AM-5/40 Tab	Amlodipine 5 mg & Olmesartan 40 mg	3x10's
Olmesafe HT-20/12.5 Tab	Olmesartan 20 mg & Hydrochlorothiazide 12.5 mg	3x10's
Fenocap Cap	Fenofibrate 200 mg	3x14's
Lipex-10 Tab	Atorvastatin Calcium 10 mg	3x10's
Lipex-20 Tab	Atorvastatin Calcium 20 mg	2x10's
Rovex-10 Tab	Rosuvastatin 10 mg	2x14's
Rovex-5 Tab	Rosuvastatin 5 mg	2x14's
Angimet-20 Tab	Trimetazidine Dihydrochloride 20 mg	5x10's
Angimet MR Tab	Trimetazidine Dihydrochloride 35 mg Modified Release Tablet	3x10's
Clognil 75 Tab	Clopidogrel 75 mg	3x10's
Clognil Plus Tab	Clopidogrel 75 mg + Aspirin 75 mg	3x10's
<b>Antibiotics</b>		
Azolid-15 ml PFS	Azithromycin	1's
Azolid-35 ml PFS	Azithromycin 200 mg/5 ml	1's
Azolid-50 ml PFS	Azithromycin 200 mg/5 ml	1's
Azolid-250 Cap	Azithromycin 250 mg	2x4's
Azolid-500 Tab	Azithromycin 500 mg	3x4's
Axet-750 Inj	Cefuroxime Axetil 750 mg	1's
Axet-500 Tab	Cefuroxime Axetil 500 mg	3x4's
Axet-250 Tab	Cefuroxime Axetil 250 mg	2x10's

Product	Generic & Strength	Pack Size
<b>Antibiotics (Cont.)</b>		
Axet-125 Tab	Cefuroxime Axetil 125 mg	2x10's
Axet-70 ml PFS	Cefuroxime Axetil 125 mg/5 ml	1's
Co-axet-250 Tab	Cefuroxime Axetil 250 mg & Clavulanic Acid 62.5 mg	5x4's
Co-axet-500 Tab	Cefuroxime Axetil 500 mg & Clavulanic Acid 125 mg	2x4's
Cefditor-200 Tab	Cefditoren 200 mg	2x4's
Maprocin Susp	Ciprofloxacin 250 mg/5 ml	1's
Maprocin-500 Tab	Ciprofloxacin 500 mg	3x10's
Meromax-1 gm IV Inj	Meropenem 1 gm	1's
Meromax-500 mg IV Inj	Meropenem 500 mg	1's
Maximox-400 Tab	Moxifloxacin 400 mg	2x5's
Oriodox Cap	Doxycycline 100 mg	10x10's
Orlev-500 Tab	Levofloxacin 500 mg	2x10's
Pedicef PFS	Cefpodoxime 40 mg/5 ml	1's
Pedicef DS PFS	Cefpodoxime 80 mg/5 ml	1's
Sefin DS-50 ml PFS	Cephadrine 250 mg/5ml	1's
Sefin DS-100 ml PFS	Cephadrine 250 mg/5ml	1's
Sefin-500 Cap	Cephadrine 500 mg	5x4's
Sefin PD	Cephadrine 125 mg/1.2 ml	1's
Sefin-250 Cap	Cephadrine 250 mg	5x4's
Sefin-100 ml PFS	Cephadrine 250 mg/5 ml	1's
Torped-500 mg IV/IM Inj	Cefotaxime 500 mg	1's
Torped-1 gm IV/IM Inj	Cefotaxime 1 gm	1's
Truso-200 Cap	Cefixime Trihydrate 200 mg	4x4's
Truso-400 Cap	Cefixime Trihydrate 400 mg	2x4's
Truso-50 ml PFS	Cefixime Trihydrate 100 mg/ 5 ml	1's
Truso PD	Cefixime Trihydrate 25 mg/ml	1's
Truso DS-50 ml PFS	Cefixime Trihydrate 200 mg/ 5 ml	1's
Truso-37.5 ml PFS	Cefixime Trihydrate 200mg/5 ml	1's
Vertex-250 mg IV Inj	Ceftriaxone Sodium 250 mg	1's
Vertex-250 mg IM Inj	Ceftriaxone Sodium 250 mg	1's
Vertex-500 mg IV Inj	Ceftriaxone Sodium 500 mg	1's
Vertex-500 mg IM Inj	Ceftriaxone Sodium 500 mg	1's
Vertex-1 gm IV Inj	Ceftriaxone Sodium 1 gm	1's
Vertex-1 gm IM Inj	Ceftriaxone Sodium 1 gm	1's
Vertex-2 gm IV Inj	Ceftriaxone Sodium 2 gm	1's
Xindal-150 Cap	Clindamycin 150 mg	3x10's
Xindal-300 Cap	Clindamycin 300 mg	3x10's
Xemi Tab	Gemifloxacin Mesylate 320 mg	2x4's
Xclor Susp	Cefaclor Monohydrate 125/5 ml	1's
Xzema Cream	Fusidic Acid 2% + Betamethasone Valerate 0.1%	1's
Zidim-250 mg IV/IM Inj	Ceftazidime 250 mg	1's
Zidim-500 mg IV/IM Inj	Ceftazidime 500 mg	1's
Zidim-1 gm IV/IM Inj	Ceftazidime 1 gm	1's
<b>Antacids &amp; Antiulcerants</b>		
Vonion- 10 Tab	Vonoprazan 10 mg	3x10's
Vonion- 20 Tab	Vonoprazan 20 mg	3x10's
Dexlion- 30 Cap	Dexlansoprazole 30 mg	5x10's
Dexlion- 60 Cap	Dexlansoprazole 60 mg	3x10's
Exor-20 Cap	Esomeprazole 20 mg	10x10's
Exor-40 Cap	Esomeprazole 40 mg	3x10's
Exor-40 Inj	Esomeprazole 40 mg Inj	1's
Marvelta Susp	Sodium Alginate 500 mg & Potassium Bicarbonate 100 mg	1's
Novelta Susp	Magaldrate 480 mg + Simethicone 20 mg	1's
Novelta Chew. Tab	Magaldrate 480 mg + Simethicone 20 mg	10x10's
Novelta-Power Susp	Sodium Alginate 500 mg + Sodium Bicarbonate 276 mg + Calcium Carbonate 160 mg	1's
Procap-20 Cap	Omeprazole 20 mg	10x10's

Product	Generic & Strength	Pack Size
Antacids & Antiulcerants (Cont.)		
Procap-40 Cap	Omeprazole 40 mg	5x4's
Procap-40 IV Inj	Lyophilized Omeprazole 40 mg	1's
Antiflatulent		
Pedicon PD	Simethicone 67 mg/5 ml	1's
Laxatives		
Ezylax-100 ml Symp	Lactulose 3.35 gm	1's
Milk of Magnesia Susp	Magnesium Hydroxide 400 mg/5 ml	1's
Antiemetics		
Etopride 50 Tab	Itopride 50 mg	6x10's
Cosy-100 ml Susp	Domperidone 5 mg/5 ml	1's
Cosy-60 ml Susp	Domperidone 5 mg/5 ml	1's
Cosy Tab	Domperidone 10 mg	10x10's
Onasia Oral Solution	Ondansetron 4 mg/5 ml	1's
Onasia Tab	Ondansetron 8 mg	3x10's
Onasia Inj	Ondansetron 8 mg/4 ml	1x5's
Palostar-0.075 IV Inj	Palonosetron 0.075 mg/1.5 ml	1x5's
Palostar-0.5 Tab	Palonosetron 0.5 mg	2x10's
Vitamins and Minerals		
Combivit Inj	Vitamin B Complex	2x5's
EC+ Tab	Beta Carotene 6 mg + Vit. E 50 mg + Vit. C 200 mg	30's
Goldage Tab	Multivitamin + Multimineral	30's
Gold Kid Symp	Multivitamin with Cod Liver Oil	1's
Newage Tab	Multivitamin + Multimineral	30's
Nugesic Tab	Vitamin B <sub>1</sub> 100 mg + Vit. B <sub>6</sub> 200 mg + Vit. B <sub>12</sub> 200 mcg	3x10's
Nervex Tab	Mecobalamin 0.5 mg	5x10's
Orioplex-200 ml Symp	Vitamin B Complex	1's
Orioplex-100 ml Symp	Vitamin B Complex	1's
Orioplex Tab	Vitamin B Complex	45's
Orioplex-M Tab	Multivitamin + Mineral	30's
Pep-20 Tab	Zinc 20 mg/Tab	30's
Pep-20 Symp	Zinc 20 mg/5ml	1's
Pep Symp	Zinc 4.05 mg/5ml	1's
Pep-2 100 ml Symp	Zinc 10 mg /5ml	1's
Pep-2 200 ml Symp	Zinc 10 mg /5ml	1's
Pep Plus Tab	Zinc + Vit B Complex	30's
Pep Plus-100 ml Symp	Zinc 10 mg /5ml + Vit B Complex	1's
Pep Plus-200 ml Symp	Zinc 10 mg /5ml + Vit B Complex	1's
Silvage Tab	Multivitamin + Multimineral	30's
CNS Preparations		
Timex Tab	Clomipramine 25 mg	3x10's
Oritam 250 mg Tablet	Levetiracetam 250 mg	3x10's
Oritam 500 mg Tablet	Levetiracetam 500 mg	3x10's
Oritam 100 Oral Solution	Levetiracetam 100 ml	1's
Amiron 7.5	Mirtazapine 7.5 mg	3x10's
Amiron 15	Mirtazapine 15 mg	3x10's
Amiron 30	Mirtazapine 30 mg	3x10's
Bromazep Tab	Bromazepam 3 mg	5x10's
Rivo 0.25 Tab	Clonazepam 0.25 mg	5x10's
Rivo-0.5 Tab	Clonazepam 0.5 mg	5x10's
Rivo-1 Tab	Clonazepam 1 mg	3x10's
Rivo-2 Tab	Clonazepam 2 mg	3x10's
U4 Tab	Flupentixol 0.5 mg + Melitracen 10 mg	5x10's

Product	Generic & Strength	Pack Size
<b>Neuropathic Pain Medications</b>		
Miralin 5 Tab	Mirogabalin 5 mg	2x10's
Xil-25 Cap	Pregabalin 25 mg	3x10's
Xil-50 Cap	Pregabalin 50 mg	3x10's
Xil-75 Cap	Pregabalin 75 mg	3x10's
Xil-82.5 Tab	Pregabalin 82.5 mg	3x10's
<b>Pain Management Medications</b>		
Eroflam-120 Tab	Etoricoxib 120 mg	2x10's
Eroflam-60 Tab	Etoricoxib 60 mg	3x10's
Eroflam-90 Tab	Etoricoxib 90 mg	3x10's
Fevac	Paracetamol BP 500 mg	20x10's
Fevac Extend	Paracetamol BP 665 mg	12x10's
Fevac-60 ml Susp	Paracetamol 120 mg/5 ml	1's
Hedex Tab	Paracetamol 500 mg + Caffeine 65 mg	10x10's
Ketorin Tab	Ketorolac 10 mg	2x10's
Ketorin Inj	Ketorolac 30 mg/ml	1's
NovodoI Tab	Tramadol 37.5 mg & Paracetamol 325 mg	5x10's
Noak Tab	Aceclofenac 100 mg	5x10's
Novoxen-375 Tab	Naproxen 375 mg & Esomeprazole 20 mg	5x4's
Novoxen-500 Tab	Naproxen 500 mg & Esomeprazole 20 mg	5x4's
Orfenac Plus Inj	Diclofenac 75 mg & Lidocain 20 mg	2x5's
Orfenac TR Cap	Diclofenac Sodium 100 mg	5x10's
Tendonil Cap	Acemetacin 60 mg	3x10's
Tenorix Tab	Tenoxicam 20 mg	3x10's
<b>Bone Minerals Regulators</b>		
Boncare Tab	Ibandronic Acid 150 mg	1's
Coral Max D	Calcium Carbonate from Coral Source 1250 mg & Vit-D <sub>3</sub> 200 IU	3x10's
Coral Max DX	Calcium Carbonate from Coral Source 1500 mg & Vit-D <sub>3</sub> 400 IU	3x10's
Maxical Tab	Calcium 500 mg	10x10's
Maxical-M Tab	Ca + Vit C + Vit E + Multimineral	30's
Maxical-D Tab	Calcium 500 mg + Vit D <sub>3</sub> 200 IU	30's
Maxical-DX Tab	Calcium 600 mg+Vit D <sub>3</sub> 400 IU	7x4's
<b>Anti-asthmatics</b>		
Axofyl-200 Tab	Doxofylline 200 mg	3x10's
Arovent-4 ODT Tab	Montelukast 4 mg	3x10's
Arovent-5 Tab	Montelukast 5 mg	2x10's
Arovent-10 Tab	Montelukast 10 mg	3x10's
Broket-100 ml Syb	Ketotifen 1 mg/5 ml	1's
Broket-1 Tab	Ketotifen 1 mg	10x10's
Orsal Syb	Salbutamol 2 mg/5 ml	1's
<b>Cough and Cold Medications</b>		
Ambroxol Syb	Ambroxol HCL 15 mg/5 ml	1's
Ambroxol PD	Ambroxol HCL 6 mg/ml	1's
Deconil Tab	Butamirate Citrate 50 mg	3x10's
Deconil Syb	Butamirate Citrate 7.5 mg/5 ml	1's
<b>Diabetes Management Medications</b>		
EMGLIF-10	Empagliflozin 10 mg	3x10's
EMGLIF-25	Empagliflozin 25 mg	1x10's
Linastar M 2.5/500 Tab	Linagliptin 2.5 mg + Metformin 500 mg	3x10's
Linastar M 2.5/850 Tab	Linagliptin 2.5 mg + Metformin 850 mg	3x10's



Product	Generic & Strength	Pack Size
<b>Diabetes Management Medications (Cont.)</b>		
Linastar 5 Tab	Linagliptin 5 mg	3x10's
Oclazid Tab	Gliclazide 80 mg	5x10's
Oclazid MR Tab	Gliclazide 30 mg Modified Release Tablet	3x10's
Ormin-500 Tab	Metformin Hydrochloride 500 mg	5x10's
Ormin-850 Tab	Metformin Hydrochloride 850 mg	5x10's
Stimulin-1 Tab	Glimepiride 1 mg	3x10's
Stimulin-2 Tab	Glimepiride 2 mg	3x10's
<b>Antifungals</b>		
Avison-10 Cream	Econazole Nitrate 1.0% + Triamcinolone Acetonide 0.1%	1's
Conaz-150 Cap	Fluconazole 150 mg	3x4's
Conaz-50 Cap	Fluconazole 50 mg	5x4's
Miki-H Cream	Miconazole Nitrate 2.0% + Hydrocortisone 1.0%	1's
Terbiderm Tab	Terbinafine 250 mg	1x10's
Terbiderm Cream	Terbinafine 1%	1's
Xenocort Cream	Clobetasol Propionate 0.05%	1's
Xenocort Ointment	Clobetasol Propionate 0.05%	1's
<b>Antispasmodics</b>		
Alve-60 Tab	Alverine Citrate 60 mg	5x10's
Onium Inj	Tiemonium Methylsulphate 5 mg/2 ml	5x1's
Onium Tab	Tiemonium Methylsulphate 50 mg	5x10's
Onium Syb	Tiemonium Methylsulphate 10 mg/5 ml	1's
<b>Muscle Relaxants</b>		
Baclon-5 Tab	Baclofen 5 mg	5x10's
Baclon-10 Tab	Baclofen 10 mg	3x10's
Eprel Tab	Eperisone HCL 50 mg	5x10's
<b>Haematinics</b>		
FML	Iron 30 mg (as Ferric Maltol)	5x10's
ESP Cap	Zinc Sulphate 22.5 mg + Folic Acid 500 mg	3x10's
Ferrolin-TR Cap	Ferrous Sulphate 150 mg + Zinc Sulphate 22.5 + Folic Acid 500 mcg	3x10's
<b>Urology</b>		
Tamlosin Tab	Tamsulosin 0.4 mg	2x20's
<b>Antiprotozoals</b>		
Nidazyl-400 Tab	Metronidazole 400 mg	10x10's
Nidazyl-60 ml Susp	Metronidazole 200 mg/5 ml	1's
Zoana-32 ml PFS	Nitazoxanide 100 mg/5 ml	1's
Zoana-62 ml PFS	Nitazoxanide 100 mg/5 ml	1's
Zoana-500 Tab	Nitazoxanide 500 mg	3x4's
<b>Anticancer</b>		
Enliven Cap	Imatinibe Mesylate 100 mg	7x4's
<b>Antifibrinolytic</b>		
Oranex Cap	Tranexamic Acid 500 mg	2x10's

## Development of products

Research and Development (R&D) Department is one of the vital parts of a pharmaceutical plant. R&D is a key of innovation and is situated at the front end of the innovation life cycle. Research and development of products under different therapeutic areas are supported by the current portfolio, medical need, plant capabilities and product viabilities.

We have built up a sophisticated R&D center equipped with state-of-the-art equipment and facilities in the Orion Pharma Park at Siddhirganj, Narayanganj. In our R&D center, we also have a separate galenical and analytical laboratory. Our galenical laboratory is equipped with all the necessary machinery and equipment of GMP standard in small scale to develop products.

Our R&D team is fully dedicated to improving the existing product quality by applying research in the area of pharmaceutical product development. In its essence, developing new products are the ongoing jobs of this department. Their adequate knowledge and the concept of implementation helps to design future development and span the development of differentiated products, such as lyophilized injections, nasal sprays, oncology, hormone and ophthalmic products.

The strategies of R&D team for the development of new products focus on:

- Providing the best formulation ensuring with the maximum product stability;
- Delivering an improved formulation with greater patient acceptability;
- Minimizing the product cost ;
- Designing eco-friendly formulation;
- Maximizing the productivity; and
- Facilitating the manufacturing process.

Over the years, we have developed expertise; gathered experience in chemistry, analytical techniques, and dosage forms and our research strategy and implementation are well supported by these expertise and experiences. The proof behind this is that there are various products we developed for the 1<sup>st</sup> time in Bangladesh and quite a few that are for the 1<sup>st</sup> time by any local medicine manufacturer.

Developed and registered products in the pipeline are the intellectual property of the company. The company continues to invest in its pipeline of generic products. Given the prospective future of medicinal needs and emerging diseases profiles, our product pipeline mainly represents the opportunities related to

product line extension and new brand launching within and across targeted markets. The pipeline is continuously being monitored and analyzed for technical feasibility, to ensure only commercially feasible products are included and to make it aligned with the company's strategic objectives with a stronger focus on some products that offer significant return in value.

## Patient safety ensured by reporting of '0' adverse effects

Pharmacovigilance (PV) activities are related to the detection, assessment, understanding and prevention of adverse effects or any other drug-related problem. The main goal is to ensure and promote public health through continuous monitoring of the safety data of all medicines that are marketed, ensuring the patient's right for safe, qualitative and effective medicines. To monitor & manage PV activity and to inform the regulatory authority (DGDA), every pharmaceutical company should have a key person who will be responsible for collecting the data of any type of adverse events and the concerned person should have contact number so that physicians/other healthcare professionals/patients /field forces may contact at any time to inform about adverse events.

Orion Pharma Limited always works for patient safety and is satisfactorily managing PV activities for all types of medicines. The pharmacovigilance team of OPL is responsible for monitoring and managing the safety of all medicines of the company. Head of Quality Assurance is responsible to check the product quality if any Adverse Event is reported and provides technical supports, Adverse Event report to regulatory department for submission to DGDA. During collection of information regarding suspected adverse events, the data are collected very carefully and information must be authentic and reliable. It is a basic need to prepare the report by following the WHO Good Manufacturing Guidelines and DGDA Guidelines which ultimately ensures rational and safe use of medicines.

As a part of our product management process throughout its life cycle and adoption of best practices, we provide all comprehensive up-to-date safety information through the required channels to ensure our product safety information is available to the end customer or consumer. All clinical trials are under close monitoring for compliance to enhance and support our product safety information. During the reporting period, patient safety was ensured by reporting of '0' adverse effects.

## Product safety, performance & quality

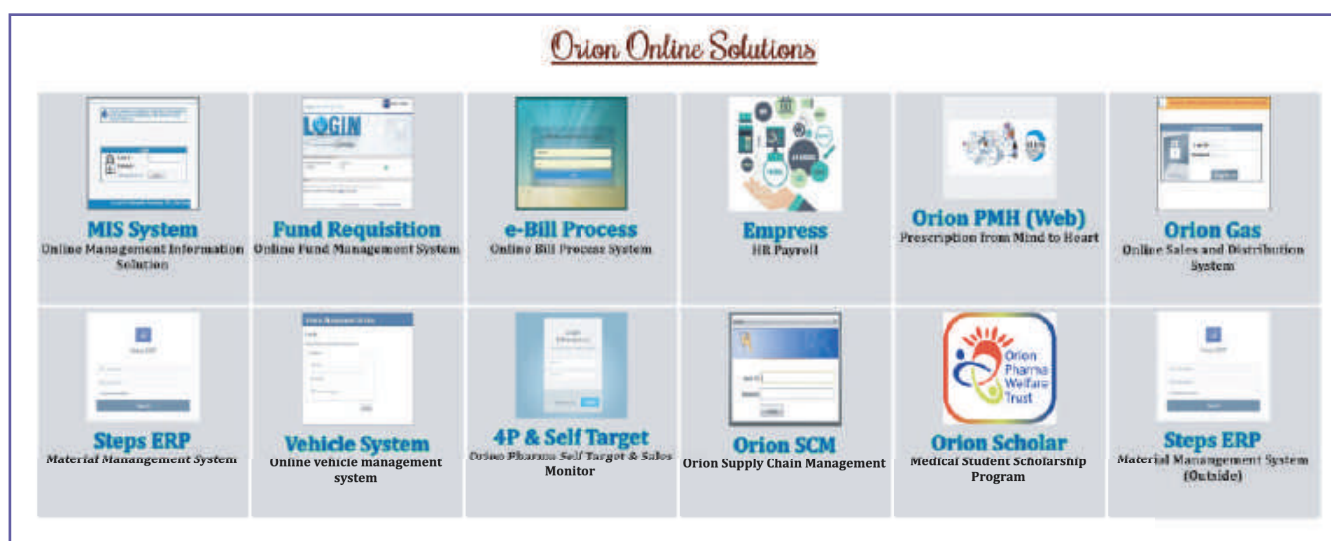
Patient safety is of utmost priority at OPL and we ensure that a zero-defect approach in respect of delivering quality products is adopted here. It is very crucial to understand product's safety profile including its quality and performance. We admit that responsible manufacturing and supply of medicines in accordance with the applicable regulations, and guidelines is our commitment and within the scope of our accountability towards the patients population through improving their quality of health. Stringent compliance processes are being applied and ensured throughout the supply chain management systems. We procure raw materials and packaging materials from the qualified and authorized suppliers who meet the necessary quality, regulatory as well as company's requirement.

We manufacture medicines at our own plant which is in compliance with good manufacturing practices (GMP). The quality assurance and quality control departments are responsible to ensure that only quality products which meet the standards are released and get clearance to sale in the market. The products are constantly under monitoring throughout their self-life to confirm their quality and efficacy.

## 14 in-house software & application developed

Our IT department has developed software and applications along with updating the existing ones to simplify the day to day

official tasks and strengthen the technological base of the company. OPL's highly skilled internal software engineers have developed many effective and useful software, applications with the objectives to ease carrying out, monitoring and reporting the day to day operational activities. Apart from purchasing software from vendors, as on the reporting date, there are 14 (fourteen) software developed by our in-house software engineering team as per the operational requirements of different departments.



# Human capital

Our employees are the foundation of our success. We are committed to providing an open, safe, diverse and inclusive work environment for each of our employees and offering competitive rewards to boost their productivity and job satisfaction.

## Sources of human capital

Human capital is the employees' competencies, capabilities, skills and experiences and their motivations to innovate that the company utilizes to further its goals. The underlying principles which are the values and the code of conducts of the company are the fundamentals to foster this capital. The main sources of human capital are:

- Employee knowledge, expertise, skill and integrity;
- Training and skill development program;
- Employee engagement;
- Employee relations;
- Talent management; and
- Succession planning.

## Ensuring an overall positive work environment through Employee Value Proposition (EVP)

We recognize that the employees are entitled to a good environment to work in and this is the most crucial factor in employee satisfaction. By encouraging and promoting a healthy and supportive work environment aligned to our organizational culture, we can improve productivity, business performance, employee morale and engagement.

All the activities we carry out, benefits we offer to our employees are by taking into consideration of the labor law and other relevant laws of the land. We strive to make our workplace environment and condition more conducive to optimizing employee potential, and to improving our long-term goals. The adoption of human resources strategy is underpinned by the theme of Employee Value Proposition (EVP).

### Objectives of EVP



Valuing equality and diversity



Respecting human rights



Attracting people and developing talent



Handling employee grievance



Providing rewards and recognition



Supporting employee wellbeing



Confirming employee engagement



Improving employee relation



Ensuring employee health and safety



Managing succession planning



## Employee diversity and equal opportunity

OPL strives to build an organization which reflects the diverse talents of a wide range of employees with different characteristic and also to establish equal employee opportunity for its valued employees. OPL has an equal and diverse workplace free from gender, age or race discrimination, hostility, and any kind of harassment with respect to religion, sexual orientation or minority.

The attraction, retention and development of employees remains equal for all qualified persons regardless of their religion, race or gender. The promotion is also based on the performance of the employee. Nepotism and lobbying both are strictly prohibited in case of choosing or promoting employees. Therefore, career development is equally open for all employees and OPL values and rewards the positive contribution of the employees' regardless the gender, position or designation.

Embracing diversity and inclusion in workplace and incorporating it into overall corporate culture helps stimulate in different ways of thinking and accumulate different knowledge together which expands scope of innovation and results in opportunities. Different people from different culture, background, gender and age are working under the same roof. So the outcome from their work is more vivid and accurate as the work is stimulated from different angle.

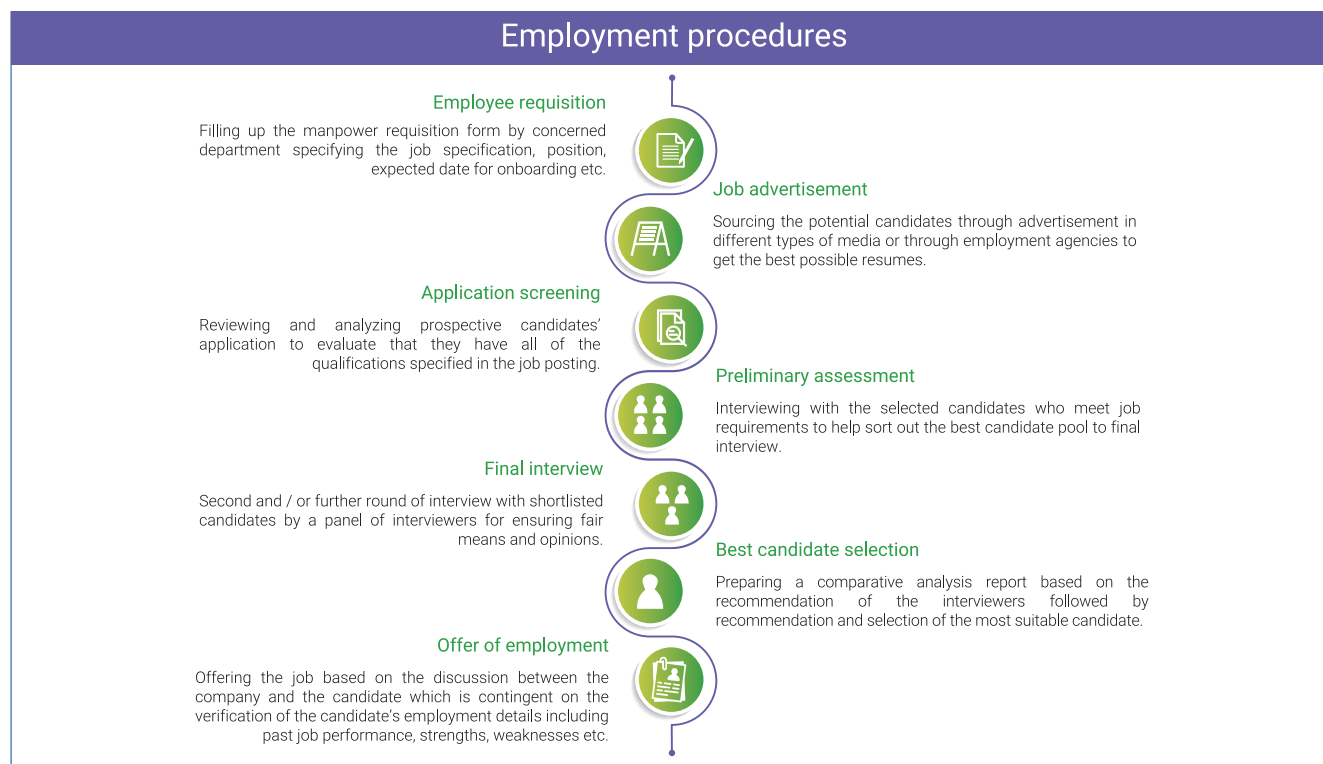
We believe that gender equality means the access and enjoyment of the same rewards, resources and opportunities

regardless of gender. We also focus on creating an inclusive culture and workplace ensuring that all the employees including the female employees are given the best opportunity to succeed. In case of female participation in Board, 43% members are female. However female employees compared to the total number of employees are very low, but we are working towards bringing a positive change in female workforce participation through prioritization of female employee recruitment and development.

## Building better employment process

Good human resources are one of the key indicators to success and hence the company assures maintaining the standard in hiring whatever the position is. Fair employment practices play a pivotal role and is the key to build a better future through strengthening our ability to identify and attract the right person with the right educational requirement, experience, skill and cultural fit.

A thorough routine process is performed in the selection and interview stages to make sure that the prospective candidates are as close a match as possible to the job requirements and are aligned with the company's mission, vision and values. Our employment policy is set to assure a clear and comprehensive procedure in the steps involved in employment that ensure transparent and improved internal controls.



## Training & leadership development

Developing our employees and giving them opportunities to grow are the key focus areas for us. The basis of development of employees is to understand their true needs. All employee trainings and development programs are aligned with the company's strategic and operational needs. We invest continuously in our employees to help them thrive through ongoing learning and development to improve professional and leadership skills. We require employees to be adaptable, self-motivated, result-driven, decisive and responsive. We ensure that all employees are provided with equal opportunities for career advancement and development.

All the departmental and / or divisional heads are responsible to identify each employee's skill development needs through Training Need Assessment (TNA) and for the implementation of effective training program to address those needs with the support of human resources department. Our human resources development strategies evolve with the plans and progresses for individual employee development focusing on the sustainable growth as a whole for the organization.

Training and development schemes across the organization have included internal training programs, management and leadership development programs and job specific training programs.

Orion Pharma Limited has training department which is assigned with the responsibilities of arranging in-house trainings including sales people training, induction and orientation to focus on developing and enhancing the functional capacity of our employees to do their work better.

### In-house training

In-house training programs are led by the company itself and are being organized for facilitation of learning for employees. The senior management employees, expert / professional employees conduct such training program under the direct supervision of training department.

### External training / workshop

In order to enhance the particular skills and abilities of the employees, external training is provided by external consultants, specialists or organizations at different institutes or locations.

### Opportunity to perform Holy Hajj & Umrah

Every year the company selects a few employees on lottery basis to send them for performing Holy Hajj and Umrah. Company considers this as social responsibility by making an opportunity for the employees to perform Holy Hajj and Umrah and willingly

holds the responsibilities of the entire journey to ensure employees' convenience and satisfaction, fulfilling the purposes peripheral to holy tour.

### "Donation on death" benefit

As a part of social responsibility towards employees, the company makes a lump-sum payment as "Donation on death" to the legal heir/heirress or nominee of the deceased employees.

### Medicines at discounted price

Another perk that we offer to our employees is that employees have the opportunity to purchase the company's medicines at a discounted price. Providing discounts on medicines helps employees get more for less. Employees can avail this discount for themselves as well as for their immediate family members.

## Employee engagement

At Orion Pharma Limited, we believe that the more an employee feels part of the company, the more likely it is that they are engaged with what they do. Employee engagement is about understanding one's role in an organization, and making that role aligned with the organization's vision and objectives. An engaged employee acts as a member of the team and is very focused on the goals to be achieved.

OPL is always committed to providing a workplace where employees remain motivated and engaged because only engaged and motivated employees are capable of giving their full capability. We try to make our employees engaged so that they actively participate in our long term goal attainment. It is our responsibility to make them understand about their role and how their involvement is crucial to us and the most vital thing for OPL is that they think of themselves as a part of the company.

The commitment that our people contribute to OPL is essential to our success. We focus on making our people feel strongly connected to the company because it motivates people to put in extra effort for their organization. In this regard, we conduct "Employee Engagement Survey" every year to obtain employee insights and in order to measure progress in creating a great workplace to work. We will continue to ensure that employee engagement and wellbeing are further enhanced in future years.

## Remuneration & benefits

As we emphasize on sustainability, the remuneration system focuses on attracting and retaining employees. The remuneration system is designed and reviewed from time to time so that it stands a motivating factor for them as well as it supports the performance-based thrust of the human resources. We ensure each and every employee's right to get paid the right amount at the right time.

Our remuneration structure for salaried employees (including the Executive Directors) contains fixed or guaranteed remuneration and incentive remuneration. Moreover, different types of benefits, not a part of remuneration policy, are provided to employees with a view to fostering positive work culture at OPL.

### Remuneration- Fixed & incentive pay

The guaranteed or the fixed pay is the main part of employees' remuneration which is paid on monthly basis. The incentive pays include periodical or timed and long term incentives. These fixed or guaranteed pay and incentive pays are as follows:

- Regular guaranteed pay is the employee's monthly gross salary including the base salary plus different kinds of allowances.

- Periodical incentive pays include 2 (two) festival bonuses, 1 (one) performance bonus, annual increment and leave encashment or Leave Fare Assistance (LFA). The increment of employees solely depends on their performance. The review of remuneration is conducted on an annual basis and any resultant increase is effective from January of each year.
- Long term incentive pays are contributory provident fund, gratuity, workers' profit participation fund and term life insurance.

Because of the professional or legal requirements, some additional allowances are paid to the employees in addition to their regular guaranteed pay.

## Work with benefits

(initiatives for enabling employees to display their abilities to the maximum possible extent)



### Subsidized lunch facility

Promote a balanced and healthy diet ensuring convenient and nutritional intake.



### Collaborative workplace

Create collaborative culture through designing an open-office layout.



### Learning & development

Encourage the employees pursuing higher studies to upgrade their qualification and extend co-operation by letting them attend their classes.



### Subsidized transportation facility

Provide transportation facility for easy and hassle-free commute to and from workplace.



### Termed insurance facility

Offer termed insurance to provide immediate financial support to the insured employees and their families.

## Employees' occupational health & safety

We recognize the importance of a safe and healthy working environment and we are committed to the safety and security of our employees. The prevention of work-related injuries including permanent disabling, occupational diseases, health and safety incident risks, improving productivity by reducing absenteeism etc. are the key focus areas, particularly for factory workers, head office employees and field force.

As we are operating in pharmaceutical industry where quality and compliance is must, control measures are in place throughout the chain to assure safe and compliant handling of all materials and products. Issue based risk assessment are conducted so that we can confirm the consideration and mitigation of all existing and emerging health and safety related risk.

### Some of the initiatives (but not limited to) for employees' occupational health and safety are as follows:

Ear plugs / ear muffs	To protect ear from hazardous exposure to high levels of noise
Respirator mask	To protect the operator from very small airborne toxic particles or contaminants
Safety hoods	To protect both the worker and the environment from hazards of biological exposure
Safety helmet/ cap	To protect the head of the operator against hazards, mechanical, thermal and electrical shock
Safety shoe	To protect feet to prevent injuries in the workplace
Safety goggles	To protect eyes during chemical analysis and being contaminated by environmental hazards
Splashes or sprays	To be used for ensuring protection from particles and irritants
Surgical/ cotton and rubber hand gloves	To protect hands as well as products from contamination and cross contamination
Leather hand gloves	To be used during handling hot surface objects
Welding helmet	To protect eyes from spark light during welding of pipelines or any other materials
Face mask or disposable mask	To protect the environment by preventing large particles expelled by the operator to the environment
Emergency eye shower	To be taken during any eye accidental case with chemical in the lab
Emergency shower	To be taken during any body accidental case with chemical in the lab
Fume hood	To handle flammable solvents to remove the hazardous fume from the laboratory
Spillage kits	To be used for the control of spillage of corrosive chemicals in the lab
First aids	To be used in case of emergency treatment of injury (cut, burn etc.)





## Glimpse of some safety measures taken inside our manufacturing plant

## Employee relation

We are always concerned about the rights and representation of our employees. Our aim is to support our employees to lead a quality of life for themselves and their families and to offer opportunities to make themselves developed for career advancement.

We are trying to entrench a uniform culture and instil company's values throughout the organization and its employees. OPL opts to shift from the cubicle dwelling and goes for a more open-space office, as it fosters a friendlier, more efficient and generally more humane workplace. This shift towards a more open office has promoted a sense of unity and facilitated collaboration between everyone at the company. Employees

now have better understanding among themselves and it also cultivates a sense of community by breaking barriers. As information is distributed evenly throughout a team, this new seating arrangement has also helped to enhance the efficiency of employees.

Our ongoing and interactive monthly management coordination meeting is an internal communication process and is also a management and employee information sharing and engagement platform. These meetings have created a doorway for the management to know about the opinions of the mid-level management and work for their concerns.

## Respect for human rights & ethical stance in human resources

We are committed to upholding the human rights, including freedom of opinion and expression. Our code of conduct entrenches the rights of all employees to be treated fairly and with equality and respect. No discrimination of employees on the basis of age, gender, ethnicity etc exist in the workplace. All labor, industrial and legal compliance issues are strictly complied with to uphold employee rights. We stand against child labor and forced labor. There is no child labor working in the company and the company ensures that no child is being hired. All our employees are aged 18 years and above. Moreover, we maintain a work environment where all our staffs and employees work willingly. We engage people with motivation instead of force which gives more productivity and success.

In line with our ethical HR practices, our human resource department always works with the responsibility of adding value to our success and without ethical HR practice the success is not achievable in true sense. The basic human and civil rights are strictly followed in OPL so that no employee deprives of his/her rights. We provide them with proper healthy work place, foods, working hour as per law and prayer time. HR strictly follows the privacy code for the employees. As employees provide their personal information when they are recruited, we keep them private, confidential and safe. Their other information like salary and appraisal is also kept confidential and secured. Our human resource practice is carried out with due respect, fairness and honesty. OPL respects its employees' belief and culture and our relation is based on trust and transparency.

## Employee grievance handling

We recognize the failure of an employee not to perform to the best of their ability is mainly caused by the feeling of being treated unfairly or by feeling aggrieved. Therefore, we endeavor to ensure that formal grievance procedures are in place and employees have access to processes for the resolution of genuine grievances related to the workplace. Employees, who feel any kind of dissatisfaction or discontentment arising out of factors related to their job or workplace or even another employee, can raise their concerns directly to the human resources department tasked to look into the resolution of the complaint.

## Succession management

It is imperative to adapt to new challenges and objectives and to face stiff competition for talent in order to remain effective. Therefore, effective succession management is a tool that plays a significant role to give the company a competitive edge. Our succession plan is aligned with the company's vision and strategic objectives to ensure the successors get adequate time to make themselves prepared for the next senior roles and responsibilities. Moreover, all the training and development programs is directly linked to develop the leadership standards and professional competencies of the potential successors. Because of all positive responses from employees, OPL is always eager to increase the investment as the outcomes are positive.

Succession of the existing employees is such an aspect where OPL has been investing more and more. The financial and non-financial benefits those are provided to the employees are the part of succession of employees.

OPL's succession planning aims to develop and train its employees with all sorts of skills necessary to enhance the employees capabilities and knowledge so that they are able to implement those in absence of department heads or senior officials especially when they resign/ retire from the company. The leaders are willingly working on grooming their junior colleagues through regular task assignments, corporate trainings and providing them with the opportunities to utilize their skills and learning in various ways.

To make the succession planning more effective, our company conducts performance appraisal on monthly basis for the employees to demonstrate their learning progress and assessing their area of development so that they can be provided with necessary training to develop themselves further. In this way, OPL is able to create a pool of efficient and reliable employees who will serve the company in near future.

## Employee wellness

We believe that taking care of the wellness of employees can increase the productivity. We yearn to be a healthy and peaceful organization for the employees. We are always careful that all the health and safety criteria are fulfilled and employees are provided with different aspects of wellness.



### Physical wellness

We have adopted the appropriate health and safety compliances so that the employees perform their and give the maximum output. We have a medical team comprising doctors and staffs in the office to provide emergency medical service at any time.



### Social wellness

We are concerned for the employees' social wellness, value and status and try our utmost to provide them with such financial and non-financial benefits to cope up with the prevailing social trends.



### Spiritual wellness

We are respectful to spiritual value of our employees, their beliefs, religions and religious practices. We provide them with well-furnished prayer place. Our lunch is also maintained by their religious belief and food is prepared keeping that in mind.



### Environmental wellness

We understand that neat and clean working environment is a pre-condition for our employees. To maintain healthy and clean working environment all the time, a significant number of cleaners are working to keep the environment healthy and clean.



### Occupational wellness

We ensure that our employees are satisfied with their job. We provide them with proper work rest, vacation, reward and promotion so that they feel valued here. We want to retain our employees and give them career wellness accordingly.



### Intellectual wellness

We believe that the intellectual employees are the key factor for OPL's growth and success. We maintain flexible work environment where our employees can utilize their talent. Our talent management is caring of employees' intellectual development.



### Psychological wellness

We value psychological wellness as it can make both positive and negative vive in employees. Our management takes various initiatives to keep them motivated. We implement different initiatives that positively impact the psychological health and safety of employees.



### Financial wellness

We provide the financial benefits keeping the current competitive market in mind. Loans, advances and other benefits are also provided when required. Moreover, the employees' performance is evaluated monthly and financial appraisal is done yearly on the basis of performances.

# Social & relationship capital

Engaging with our key stakeholders and sharing values with them is fundamental to sustainable growth. We, as a responsible corporate citizen, carry out business activities with transparency, integrity that enables us to invest in various socio-economic development activities for improving the well-being of our country.

## Sources of social & relationship capital

Social & relationship capital represents the relationships with communities, stakeholders, and the ability to share value with them for mutual benefit. The main sources of social & relationship capital are:

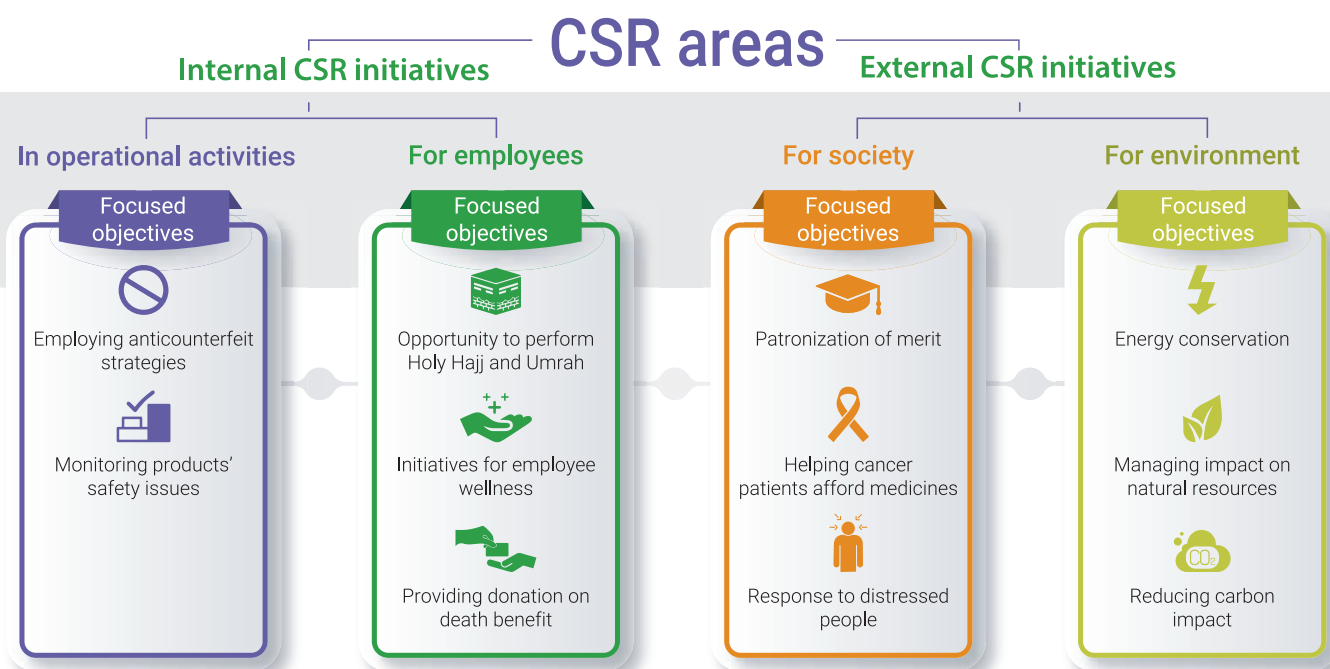
- Social care and wellbeing;
- Improving quality of life;
- Community welfare; and
- Environmental consideration.

## Social capital: Contributing to sustainable growth of the nation

Orion Pharma Limited always gives utmost importance to its social capital. We believe that being a socially responsible business organization not only provides sustainable business models, but also has improved marketing, human resource, employee satisfaction, customer loyalty and brand perception.

Concentrating on social capital through various Corporate Social Responsibilities (CSR) simultaneously helps to satisfy the demand of potential stakeholders accordingly. CSR allows us to do our bit for the society, environment, customers and other relevant stakeholders. Our CSR model takes the following factors into consideration:

- Socio-economic scenario of Bangladesh and its journey towards attaining SDGs;
- Pressing national matters under humanitarian grounds;
- Value system of employees and management;
- Sense of duty and responsibility of the company towards the employees, customers, communities and environment;
- Sustainable development and enhanced accountability towards all the stakeholders;
- CSR initiatives of OPL and its subsidiaries; and
- CSR initiatives of Orion as a Group.





## CSR in operational activities

We are committed to building a company that is sustainable, not only financially, but also socially and environmentally. Our CSR initiatives drive our long-term performance and operational efficiency. OPL goes the extra mile to ensure safety and quality of medicines.

### Anti-counterfeit activities

OPL is very serious about product quality, safety and efficacy. To prevent counterfeit of medicines, we actively monitor and fight against any counterfeit activity. To prevent such incidence the following additional activities are practiced at OPL:

#### Printed cap

We use printed cap having "Orion Logo".

#### Hologram sticker

We use hologram sticker having "Orion Logo" to seal the packets of finished products.

#### Barcode/QR code system

We have implemented barcode/QR code system on the carton to prevent counterfeit of our export-products.

#### Product code verification system

We use product code verification system where customers can SMS to DGDA approved specific number to confirm the authenticity of products.

## Pharmacovigilance (PV) activities

Our pharmacovigilance team is actively carrying out pharmacovigilance activities for all types of medicines. They are responsible for monitoring and managing the safety of all medicines of the company. They are strictly monitoring overall activities of pharmacovigilance including the inspection of the product quality if any adverse event is reported and providing technical supports and Adverse Event (AE) report to regulatory department for submission to DGDA.

## CSR for employees

At OPL we believe that we have an obligation towards all our employees in keeping them motivated and also showing them the importance of good practice of social responsibility. This will also help the employees to realize the essence of being responsible to the society. Out of the benefits that are provided to all our employees which are mentioned in our 'Human Capital', we have mentioned below the extra initiatives adopted by the OPL for employees.

### Donation on death

When a regular employee of OPL dies irrespective of death during working hours or later, the family members of deceased employee are provided some financial assistance as instant support. In many cases, the company also takes up the responsibility of education of the children of the deceased employee as an acknowledgement of their loyalty and attachment with the company.

### Sponsoring Holy Hajj & Umrah

Every year OPL provides the opportunity to a few employees to perform Holy Hajj and Umrah. The company carries out all formalities and bears all the expenses such as airfare, accommodation and the relevant Hajj/Umrah expenses. This benefit is appreciated wholeheartedly by all our employees.



## CSR for society

OPL focuses on long-term value of giving back to the society by providing educational facilities and sustaining health in various communities which can raise the standard of living. We concentrate on improving livelihood of the underprivileged in the society as a way of helping the mankind by considering the value of human-life.

### Scholarship for medical students

One of the CSRs that OPL undertakes focuses on the education of the medical students. Mrs. Arzuda Karim, Director of OPL is personally involved in these activities and always tries to help the future medical service providers through financial and other motivational means. Every year we organize a ceremony and invites the top medical students from different government medical colleges all over Bangladesh to reward them with scholarships. Till the reporting date, around 30 (thirty) students are receiving scholarship.



### Enliven Patients Assistance Program (EPAP)

Orion Pharma Limited has been successfully running the Enliven Patients Assistance Program (EPAP) since 2004 to help the society. This program is an endeavor to provide Enliven at subsidized price or in some cases at free of cost for the underprivileged blood cancer patients with Chronic Myelogenous Leukemia (CML) in Bangladesh. Enliven is used to treat certain types of leukemia (blood cancer), bone marrow disorders, skin cancer or certain tumors of the stomach and digestive system. Under the EPAP program, the patients can get their Enliven drugs at complimentary prices and many of CML patients are benefited throughout Bangladesh. This particular program is also easing the access to all financially deprived patients in purchasing the drug at an affordable price. Under this program, we provide an average discount of BDT 80 per capsule which equivalents to 60% of the medicine's actual price. This discount reduces the price of the Enliven capsules which is a small step on behalf of the company to help cancer patients. Since beginning we at OPL have served more than 200 (two hundred) Chronic Myeloid Leukemia patients under this program with a vow of maintaining this event in the future.

### New clothes to orphan children

Orion Pharma Limited considers helping orphanages to be one of the most benevolent activities because betterment of livelihood of socially and economically deprived people is of

utmost importance for the economy as a whole. Every year during the month of Ramadan, Orion provides new clothes and shoes to orphan children belonged to orphanages located in Jatrabari, Uttara and Hatirjheel. It is a pleasure for Orion to be able to stand beside these orphans and is always willing to help the underprivileged in fulfilling their rightful needs as much as possible. As a part of our philanthropic activities, Orion will continue to contribute the disadvantaged and deprived group in the society to ensure their improvement in the living standards.

### Iftar to the underprivileged

Ramadan facilitates the path to paradise and keeping this notion in mind everyday in this holy month iftar packets were distributed to the underprivileged people of the society. This is an effort undertaken by OPL to help out the needy people and make them happy by providing them with delicious iftar packets. Undoubtedly Orion will continue this endeavor in the future.

## CSR for environment

OPL believes that going beyond environmental compliances makes good business sense and can help improve long term success. The company is always involved in activities undertaken for protecting and preserving the environment and makes more efforts at building a more sustainable and green future for the next generation and continue doing our bit for the environment.

### Use of natural daylight

OPL has adopted a building design emphasizing access to daylight and enjoy benefits from natural light into building. Maximizing the usage of daylight is one of the cost-effective means of reducing the consumption of energy.

### Upgraded lighting system

We have installed LED lighting fixtures in our corporate office as well as in manufacturing plant. By investing in the LED lighting, we have adopted one of the energy efficient substitutes and reduced energy consumed in lighting the facility.

### Initiative for a paperless office

With the intention of going paperless and saving trees, we have started discouraging excessive printing. OPL's new office layout has been done by setting up central printers for each floor and promoting the idea of using both sides of papers. We always encourage using electronic channels and e-mailing for all types of communication and have also adopted computer based examination in place of traditional paper-and-pen examination for our recruitment and promotion exam.

### Conservative use of water & natural gas

OPL ensures efficient use of water required in the medicine manufacturing process, in cleaning the machineries, for employee hygiene and for maintaining other environmental conditions. In addition through the efficient use of natural gas, we are also committed to assuring that all critical energy including natural gas are being used for all activities in a conservative way.

## Reducing carbon emission

OPL is committed to minimizing the impact of carbon released from our plants and vehicles. Most of our machineries run in electricity or natural gas rather than diesel. This ensure less carbon emission. In case of vehicles, we ensure fuel quality which is an important element in reducing greenhouse gas emissions from transport and regularly carry out servicing of our vehicles.

## Relationship capital: Connecting with our stakeholders

Relationship capital is an intangible capital involving sharing information solving problems and creating brand among our stakeholders who have interest an impact on our company activities.

## Internal relationship

Our internal relationship represents how we take care of our employees to make sure that they are motivated, rewarded and acting as valued ambassadors of the company.

## Fun & celebration

Our employees regularly participate in various events along with performing their job responsibilities, so that they have a refreshed mind and soul and proper mental balance at work. Orion Pharma Limited is a culturally diversified organization practicing culture with value. We believe that culture integrates us with our people, community and society. We celebrate the key religious, cultural, traditional and international occasions with our people by which our bonding gets stronger.

Our employees welcome "Pohela Falgun" and "Pohela Boishakh" with a great pleasure and enthusiasm by wearing traditional outfits. In addition to that the company also arranges gift hampers/boxes, sweet boxes with company logo on them and distributes those to employees as well as to different corporate houses, financial institutions, customers, suppliers and associates as greeting for the festival and as a symbol of bondage. The same trend is also followed on the beginning of the English New Year. Delicious cuisines are also served as lunch during those occasions for the employees to make the occasions more enjoyable and delightful with co-workers/colleagues.

## Management coordination meeting

OPL conducts management coordination meeting on a monthly basis comprising of Mid-Level and Top-Level Management with a view to developing future leaders of the company. In these meetings the importance of leadership development, change management, team building, development of human resources and topics on current socio-economic condition is highly emphasized upon and discussed extensively. The senior management also motivates the participants about instilling values of equal treatment and the practice of recognition of all junior colleagues' work. The participants

present in the meetings later convey the meeting discussions and decisions to their junior colleagues for better coordination.

## External relationship

Our external relationship says about how we deal with external stakeholders like customers, shareholders, community etc. who significantly impact how business will function in the market.

## Customer complaint form

OPL has a Standard Operating Procedure (SOP) on management of customer complain. We deal with all complains as per our SOP. Our customers can provide their feedback or complaints, if any, by filling up a "Customer Complaint Form" available to each depot. Customers can collect the form from the respective areas field force and after writing the problems they have faced and seek solutions, they can give back it to them. Then the field forces send it to their respective depots and subsequently our PMD and Sales Department receive the same from depots. After that, the Quality Assurance Department, which is mainly responsible to deal with this matter works on it to solve the problems and ensures no repetition of same problem in the future.

## Response to shareholders queries

Orion Pharma Limited has a dedicated Share Department to carry out all share related activities and provide services to its shareholders. Our share department is devoted to handling inquiries from shareholders and investors, as well as others who might be interested in a company's stock or financial stability. Also the department prepares quarterly result publications in company's website in a timely manner. Some of the important services provided to shareholders are:

- Transfer of shares;
- Transmission of shares;
- Appointment of nominees;
- Registration of powers of attorneys;
- Changing name;
- Updating change in addresses of shareholders;
- Issue of replacement /split/ consolidation of shares certificates;
- Payment of dividend, revalidation and issue of duplicate warrants;
- Copies of the annual report;
- Registration of bank mandates (Bank name, Account no., Bank address, Bank MICR number) in case of shares held in physical form;
- Issuance of income tax certificate deducted at source on cash dividend;
- Demat paper shares into electronic shares; and
- Keeping shareholders informed of developments and events that may influence the share price, in a transparent manner through PSI.



# Natural capital

Integrating green practices in our operational activities is a part of our values. Our approach to using natural resources in a conservative way and taking initiatives to reduce any adverse impact of our business operations to the environment portrays our contribution towards a greener environment and sustainable value creation.

## Sources of natural capital

Natural capital represents a group of all renewable and non-renewable environmental resources and processes used to manufacture products which eventually support the prosperity of the organization. The main sources of natural capital are:

- Efficient utilization of natural resources including water and energy;
- Ecological balance by green landscaping;
- Managing carbon emission;
- Pharmaceutical waste and effluent management;
- Installation of solar PV panels;
- Air pollution / dust emission; and
- Daylight inclusion at workplace etc.





## Ecological plan

Appropriate landscaping is done so that no water can accumulate in case of heavy rain. Also many plants and grass are grown in the open space so that no dust can be generated from the bare land. The drainage system is designed in such a way that generation of dust is controlled. An appropriate ecological balance is done by implementing planned greeneries.

## Environmental management & stewardship

We believe that the sustainability of business is directly related to sustainability of environment. Therefore, we always focus on endeavors to minimize any negative impact that we might have on the environment through our business operation. Keeping environment safe and pollution free remains our utmost priority. Failure to ensure the eco-friendly use of machines and materials leads to risk of cancelation of our legal license to operate. Both the corporate office and the production plant ensures the highest level of environmentally safe operation and compliance with environmental regulatory requirements. Our initiatives further guarantee our efforts to improve our energy efficiency and minimize adverse impact on environment.

## Control of air pollution or dust emission

Maintaining an effective air pollution or dust collection system is crucial particularly in production areas. Our production block is maintained by HVAC system of class 100000 area using HEPA filters which filter the air through removing at least 99.97% of

airborne particles and minimize the risk of the release of harmful substances into the atmosphere.

## Automation by Building Management System (BMS)

BMS is a fully automation system which is able to control, monitor and ensure proper clean environment inside the production area as well as control temperature, humidity and pressure differential. All the utility systems are connected to BMS for automatic central control. Our fire detection system is also integrated with BMS.

## Biodiversity

Our business activities are not creating any adverse impact on the environment as we have adopted all kinds of initiatives including the solid and liquid waste management system. On top of that none of the business units are located in any conservation area or area of high biodiversity.



## Utilization of natural daylight

With the aim of ensuring sustainability benefits in terms of energy savings, we have adopted a building design emphasizing access to daylight and enjoy benefit from bringing natural light into the building. Maximizing the usage of daylight is one of the cost-effective means of reducing the consumption of energy.



## Solar PV panels

OPL has installed solar PV panels in its new plant to provide electricity for production and industrial operations. The main objective of setting up solar panels is to reduce dependency on natural grid for power supply. Our company is looking forward to strive towards a pollution free environment with a better future for our country and this is a step in that direction.

## Responsible management of waste & effluent

As part of pharmaceutical industry, all the industrial waste and effluent are properly processed, managed and disposed before discharging to the environment. The solid waste are comprised of the following:

- Raw materials container like carton, poly bag, paper bag etc.;
- Packaging materials like film foil, lid foil, carton, label, insert, glass and PET bottle, spoon, torn papers, polythene etc.;
- Rejected tablets, capsules, powders, blisters, ampoule, vials etc. from daily manufacturing;
- Laboratory area chemical containers ; and
- Used and rejected filters coming from HVAC system, process machines, laboratories etc.

The liquid waste or effluent are generated from the following activities:

- Equipment washing in general washing area;
- All machines' product contact parts washing through automatic washing system; and
- Laboratory area chemical washing after use.

## Effluent Treatment Plant (ETP)

We have an ETP with neutralizing capacity of 3,75,000 litre/day. Liquid waste or effluent are collected through industrial drainage system network spread below each production floor. Production rooms and central washing area have industrial hygiene type floor trap installed and through UPVC piping network all the waste are collected to underground PIT outside of production building which is directly connected to ETP through pipeline and wastage will be passed through Effluent Treatment Plant (ETP) for treatment and making it safe for the environment. After final treatment of effluent with the help of ETP, the water is used for gardening purpose of the factory premises or it is discharged to the local central drainage network. Everyday routine test is carried out in the laboratory to ensure the compliance with the regulations.



Effluent Treatment Plant (ETP)

## Incinerator

We have recently installed an incinerator with incineration capacity of 100 kg/hr. An incinerator is generally defined as any furnace used in the process of burning solid waste for the purpose of reducing the volume of the waste by removing combustible materials. The incinerator is used for disposal of waste materials of rejected tablets, capsules, powders, blisters, ampoule, vials etc. from daily manufacturing. During formulation of medicine, wastage or process loss is 2-3% which is not recoverable. This type of wastage is also incinerated by passing through incinerator.



Incinerator in our plant

## Upgraded lighting system

In order to improve energy efficiency and lower carbon emissions, LED lighting fixtures has been installed in our corporate office as well as in manufacturing plant. By investing in the installation of LED lighting, we have adopted one of the energy efficient substitutes and assure the savings of energy consumed in lighting the facility.

## Converting to a paperless office

The initiatives to make a digital switch to paperless office is another approach to do our part to ensure that we are committed to preserving the environment. We admit that we feel comfortable in doing our works using papers as we are habituated to this traditional way of working. Nonetheless, we are working on changing the culture to accept paperless as the new way of working. At the same time we also agree that paper retention will be necessary in some cases and our motive is to reduce the use of papers, not to eliminate it altogether. With this in mind, we are selecting technologies and adopting strategies that promote reduction in paper usage in the workplace.

As a small step to encourage going paperless in our office, we have started by discouraging excessive printing. For this OPL's office layout has been done by setting up central printers for each floor and promoting the idea of using both sides of papers.

We always encourage using electronic channels and e-mailing for all types of communication, which reduces the consumption of paper thereby results in decrease in deforestation. In case of working with coworkers and employees and sharing information, we use our own mail server, File Transfer Protocol

(FTP) server, Google Drive, Dropbox etc. to share documents, files and more, and can easily collaborate and work together.

We now use finger punching attendance machine for better employee attendance management. We have also adopted computer based register system instead of paper based register book. Replacement of paper based works by digital system causes less use of paper.

Along with this, implementation of technologies such as scanning, duplex printer are some other attempts to replace paper-based processes with electronic or digital forms. Another initiative to go paperless and save trees is that we have adopted computer based examination in place of traditional paper-and-pen examination for our recruitment and promotion exam.

## Managing carbon emission

We are committed to bringing an improvement in our environmental performance by reducing the carbon emission from our business activities. We pursue investment in energy efficient machineries and maximum usage electricity of national grid and natural gas as utilities, which are less carbon intensive, in production process.

We are operating in pharmaceutical industry where the field force is highly dependent on the frequent use of motorcycles for carrying out their job responsibilities. Also the distribution of medicines is done through the delivery van across the country. But we are aware of the fact that vehicles contribute significantly to total emissions of carbon dioxide (CO<sub>2</sub>), the main greenhouse gas. Since we cannot avoid the use of vehicles because of the nature of our business activities, we are committed to minimize the impact of carbon released from our vehicles. We have adopted the following strategies in this respect:

- Ensure fuel quality which is an important element in reducing greenhouse gas emissions from transport;
- Regularly servicing vehicle can save its fuel use, increase its performance and fuel efficiency which in turn reduce carbon emission from vehicle; and

- Follow fuel management efficiently.

We encourage the use of teleconferencing and video conferencing, when possible, for long distance meetings. This system is also helping us reduce carbon emission as we can avoid use of vehicles.

## Conservative use of natural resources

### Water

We recognize that fresh usable water has been identified as one of the scarce resources in Bangladesh as Bangladesh has one of the highest population densities in the world. Therefore, we are very much aware of efficient use of water everywhere. As a manufacturing company, the extensive use of water is required in the medicine manufacturing process, in cleaning the machineries, for employee hygiene and for maintaining other environmental conditions. Deep tube well water is the main source of water at Orion Pharma Park, manufacturing site at Siddhirganj, Narayanganj. Monitoring facilities are available to ensure minimum wastage of water.


### Natural gas

Gas is another limited natural resource in Bangladesh. We are facing severe gas shortage problem. Gas crisis is an ongoing issue and therefore, we mostly depend on electricity for our operational activities. However, through the efficient use of natural gas, we are committed to assuring that all critical energy including natural gas are being used for all activities in a conservative way.

# Operating context analysis

## Porter's five forces model

Industry analysis is a vital part of the decision-making process in business. In this case Michael Porter's model is a widely used tool for industry analysis which identifies 5 (five) core competitive forces and by gaining knowledge about these forces and how they impact on the business, we can make better decisions and plan better.

	<p><b>Threats of entry posed by new or potential competitors</b></p> <ul style="list-style-type: none"> <li>Economies of scale achieved by the established businesses;</li> <li>Huge capital intensive business;</li> <li>Access to the distribution channel is difficult;</li> <li>Stringent government rules and regulations, particularly regulatory permission from the drug authority; and</li> <li>Customers brand loyalty.</li> </ul>	Impact on our business	Low
	<p><b>Degree of rivalry among existing companies</b></p> <ul style="list-style-type: none"> <li>High rivalry exists among the companies in the industry as same generics under different brand names are available;</li> <li>Industry is benefited from the strong demand of the consumers; and</li> <li>In the long run companies require low fixed cost and high working capital.</li> </ul>	Impact on our business	High
	<p><b>Bargaining power of buyers</b></p> <ul style="list-style-type: none"> <li>As medicine is one of the basic needs, price sensitivity is low. Also government strictly maintains the retail price of lifesaving medicines, so consumers don't worry about pricing; and</li> <li>If any drug is prescribed by medical practitioners or physicians, the end user prefers to buy that without thinking about any alternative</li> </ul>	Impact on our business	Low
	<p><b>Bargaining power of suppliers</b></p> <ul style="list-style-type: none"> <li>Pharmaceutical companies of Bangladesh procure raw materials largely through importing from various countries. In case of inappropriate bargaining from suppliers, pharmaceutical companies can switch but switching costs are high.</li> </ul>	Impact on our business	Medium
	<p><b>Threat of substitute products</b></p> <ul style="list-style-type: none"> <li>Generic drug companies do not spend in research and development of new drugs. So they can sell their medicines at cheaper rate. Hence threat exists in generic competition; and</li> <li>If any medicine is prescribed by medical practitioners then end user usually buys that medicine. However, customers can switch to another brand due to the unavailability of suggested brand as there are many substitutes of a generic.</li> </ul>	Impact on our business	Medium



# SWOT analysis

This SWOT (strengths, weaknesses, opportunities and threats) analysis is a process where the management team identifies the internal and external factors that will affect OPL's performance. The company's strengths and weaknesses are the internal factors whereas opportunities and threats deal with factors external to the company. This helps the overall corporate planning process in which financial and operational goals are set for the upcoming year and strategies are created to accomplish these goals.



## Strengths

### What we do well

- OPL has overseas marketing network in 17 countries;
- Strong corporate and company brand image;
- Strong, transparent and professional management;
- Strong demand for our cardiovascular drugs;
- World leading generics are available in our product line;
- Construction is in process to build the biggest Pharma Park in the country with huge production capacity including capacity of hi-tech products;
- Strong and country wide distribution network ensures supply of products up to retail level;
- High quality products with extensive product lines;
- Active participation in CSR activities;
- Front runner of some generics for the 1<sup>st</sup> time launched in Bangladesh; and
- Existence of competitive advantages.

- Limited presence in international market;
- Substandard position in a few areas of HR indicators;
- Lagging behind in starting full-fledged production in new production plant; and
- Grappling with introduction of new potential generic medicines in the market.



## Weaknesses

### Where we need to improve

### What we can achieve

- Emerging new international markets;
- High annual growth rate of pharmaceutical industry in Bangladesh with lot of potential;
- Increasing demand for quality healthcare products due to the increase in consciousness among people;
- Grant for the least developed countries, including Bangladesh, an exemption from obligations to implement patents and data protection for pharmaceutical products until 2033 as per trade related intellectual property rights (TRIPS); and
- Chronic diseases continue to be the major factors for mortality worldwide, with developing nations suffering from high levels of public health problems related to chronic diseases.

- Increase in competition both in local and overseas pharmaceutical market;
- Change in rules and regulations from Bangladesh Food & Drugs Authority can make products out of the market;
- Exposed to foreign currency fluctuations in case of importing raw materials and exporting products;
- Interest rate fluctuations can have an adverse effect on the business sustainability;
- Political instability and turbulence and disruption by the law enforcement agencies may disrupt supply chain, production and hamper cost competitiveness; and
- Impact on supply chain, operation and distribution if Covid-19 pandemic situation worsens or persists to stay for a long time.

### What obstacles we face



## Opportunities

## Threats



# PESTLE analysis

This PESTLE (political, economical, social, technological, legal and environmental) analysis of pharmaceutical industry sector investigates the important aspects of various external factors that are affecting the industry as well as the company and is used for business and strategic planning, marketing, planning, organizational change, business and product development and research reports.





## Technological

### Factors

- Advancement in technologies and machineries;
- Customized treatment;
- Development in ICT sector in Bangladesh; and
- New technology development and obsolescence.

### Our response

- World class machinery and equipment are available at our new manufacturing plant; and
- Various updated and customized software mostly developed by our own IT team, when required, are being used for the operation and maintenance of operational activities.



## Legal

### Factors

- Increased litigation;
- Change in rules and regulations from Bangladesh Food & Drugs Authority;
- Strict advertising law;
- Strict price control policy of the government;
- Health and safety regulations; and
- Compliance with World Health Organization (WHO) on Good Manufacturing Practice (GMP).

### Our response

- There is no legal or regulatory issue against our company as we are always concerned to adhere to all legal and regulatory matters applicable for us; and
- The concerned departments are responsible to renew all legal documents, licenses, certificates and to adapt any change in laws, rules and regulations on timely basis without making any violation.



## Environmental

### Factors

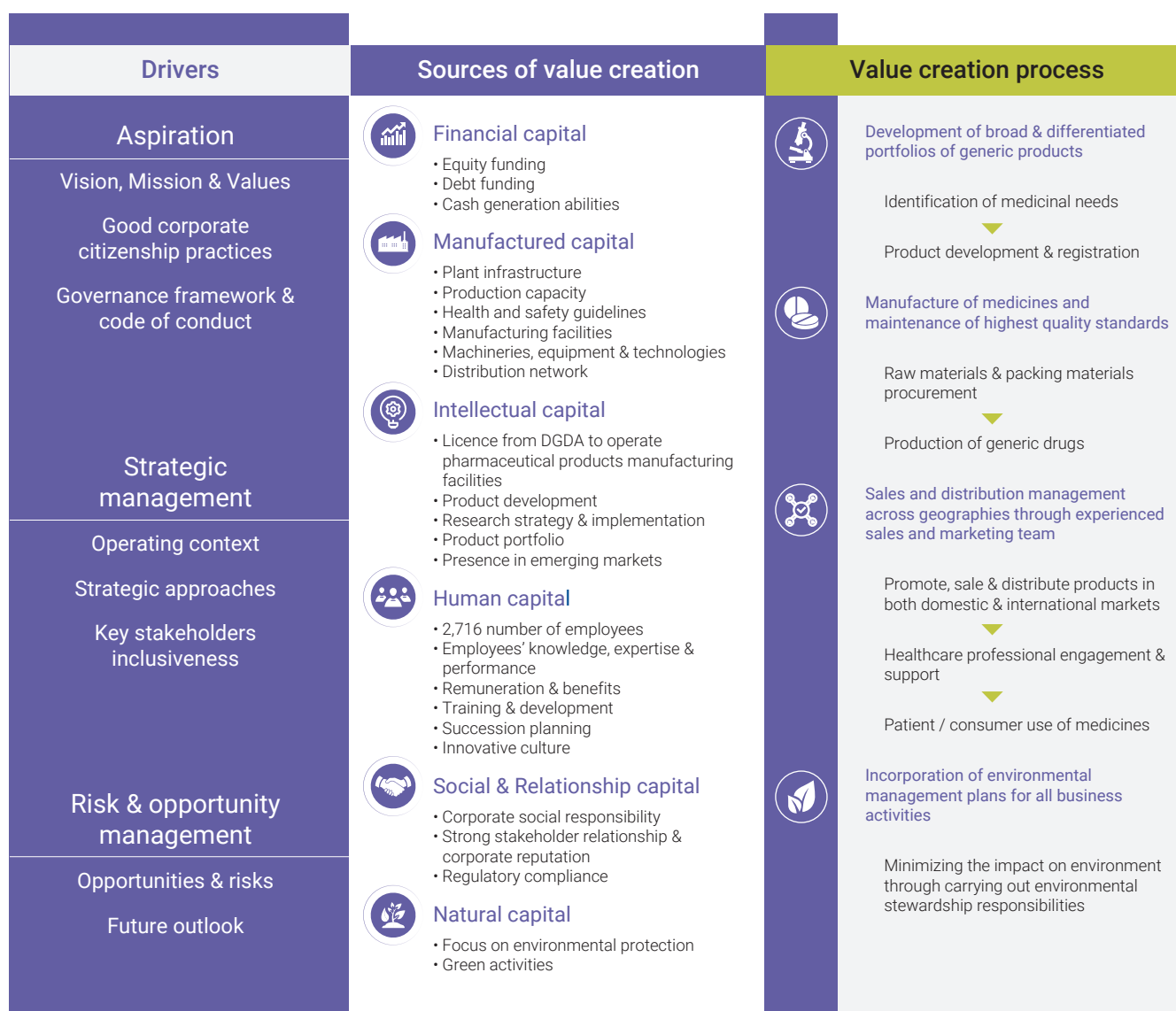
- Increase in environmental agenda about climate change; and
- Increase in community awareness about environmental issues;

### Our response

- We are doing our business by adopting ecofriendly technology and operation process which preserve the environment through energy efficiency, maximum usage of daylight, making our office paperless and effective waste management.

# Business model for value creation

Our business model revolves around our promise “Healthier life, our commitment” and the model enables us to deliver value for our stakeholders in a sustainable manner. As a pharmaceutical company, we operate in a competitive, highly regulated industry and calibrate 6 (six) capitals as well as our value drivers to provide high quality medicines across the markets. All our business activities have impact on potential stakeholders and on the resources used in the process, including land, water and energy.





## Contributing to achieving the Sustainable Development Goals



For more details see page 6

Strategic allocation of resources	Outputs of process	The values we created
<ul style="list-style-type: none"> <li>We allocate and utilize financial capital in a proper way for enhanced shareholder returns</li> <li>We invest in a product portfolio that presents opportunities for sustainable revenue growth</li> <li>We build a strong supply chain management to strengthen our ability to serve customers by delivering products faster</li> <li>We practice health, safety and environment issues on our regular operations to ensure our sustainable business</li> <li>We act responsibly in financial statements as well as report and communicate effectively with stakeholders</li> <li>We identify legitimate interest of potential stakeholders and engage with them accordingly to maintain corporate reputation and stakeholders trust</li> <li>We provide proper training facilities to our employees to make them developed and improve their skills to perform more in their roles</li> <li>We have a strong sales force in 33 regions and distribute products through 19 depots and 69 customized vehicles</li> <li>We give high priority to have or share a positive employee relationship that results in high employee engagement, productivity and morale</li> <li>We ensure product quality at various steps from materials to final packaged product and also provide quick response on product specific customer queries</li> <li>We perform environment friendly operation, manage waste and efficient use of natural resources</li> <li>We have a dedicated R&amp;D team working on development and improvement of new and existing products respectively</li> <li>We are involved in serving society by participating in various philanthropic activities</li> </ul>	<p>No. of brands</p> <p>120</p> <p>No. of presentations</p> <p>221</p> <p>No. of generics</p> <p>118</p>	<p><b>Financial capital</b></p> <ul style="list-style-type: none"> <li>Profit after tax - BDT 640.94 million</li> <li>Earnings per share - BDT 2.74</li> <li>Net cash generated from operation - BDT 2,493.18 million</li> </ul> <p><b>Manufactured capital</b></p> <ul style="list-style-type: none"> <li>Capital expenditure - BDT 67.94 million</li> </ul> <p><b>Intellectual capital</b></p> <ul style="list-style-type: none"> <li>No. of flagship products - 42</li> <li>No. of first to market products - 10</li> <li>No. of overseas markets - 17</li> </ul> <p><b>Human capital</b></p> <ul style="list-style-type: none"> <li>Employees received trainings</li> </ul> <p><b>Social &amp; Relationship capital</b></p> <ul style="list-style-type: none"> <li>Various CSR activities undertaken</li> <li>Payment to government - BDT 770.52 million</li> <li>Payment to shareholders as dividend - BDT 1.00 per share</li> </ul> <p><b>Natural capital</b></p> <ul style="list-style-type: none"> <li>Proper treatment of waste through ETP and incinerator</li> <li>Dust free air emission from factory</li> <li>Conservative use of natural &amp; other resources</li> <li>Maximum usage of daylight</li> <li>Reduced water consumption</li> <li>Reduced paper consumption</li> </ul>

# Value chain model

We portray Porter's Value Chain Analysis to explore all business activities, the way in which value chain activities are performed, to see how they are connected and how these activities are affecting costs and profits.

All 5 (five) primary business activities are essential to create value and competitive advantages.

Inbound logistics	Operation	Outbound logistics	Sales & marketing	Service
<ul style="list-style-type: none"> <li>• Strong relationship with suppliers and vendors</li> <li>• Sourcing supplies of high quality materials</li> <li>• Efficient warehouse facilities</li> <li>• Logistics and stock management</li> </ul>	<ul style="list-style-type: none"> <li>• Identifying, developing and delivering medicines</li> <li>• Automated manufacturing processes</li> <li>• Compliance in the production process</li> <li>• Quality control and inspection.</li> </ul>	<ul style="list-style-type: none"> <li>• On time delivery through depots and own customized vehicles</li> <li>• Inventory management</li> <li>• Efficient dispatch and delivery system</li> <li>• Emergency supply</li> </ul>	<ul style="list-style-type: none"> <li>• Efficient sales force</li> <li>• Regular training of the sales team</li> <li>• Effective customer management system</li> <li>• Entering emerging markets</li> <li>• Sales and market analysis</li> <li>• Branding and promotion</li> </ul>	<ul style="list-style-type: none"> <li>• Product complaint form</li> <li>• Customer survey and seeking feedback</li> <li>• Better responses to changing consumer needs</li> <li>• Expired product management</li> </ul>



Providing opportunity to our talented workforce to build up long and rewarding careers

**Employees**

Employees received trainings

Paying dividends to shareholders as well as reinvestment of returns for future growth

**Shareholders**

**10%**  
cash dividend proposed for shareholders

All 4 (four) support business activities are integral to the effectiveness of primary activities.

Firm infrastructure	Human resource management	Technology development	Procurement
<ul style="list-style-type: none"> <li>• Prevalence of good governance and code of business conduct</li> <li>• Structured departments and hierarchical system</li> <li>• Better accounting and financial management practices</li> <li>• Infrastructural layout ensuring minimum use of natural resources</li> </ul>	<ul style="list-style-type: none"> <li>• Strong HR department to recruit, train and motivate employees</li> <li>• Excellent corporate culture for team work and leadership development</li> <li>• Competitive salary package and compensation benefits</li> <li>• Ensuring healthy working environment</li> </ul>	<ul style="list-style-type: none"> <li>• Installation of machinery and equipment with advanced technologies</li> <li>• Automated Central Distribution Centre, distribution channels and depots</li> <li>• Real time access to sales records from all depots</li> <li>• Development of in-house customized software</li> </ul>	<ul style="list-style-type: none"> <li>• Direct contact with vendors and suppliers</li> <li>• Good cross border relationship</li> <li>• IT based procurement planning and inventory management system</li> <li>• Practice of strong code of business conduct</li> </ul>



Delivering high quality, affordable pharmaceutical products in areas where medical needs are high

#### Patients

**221**  
number of medicines

Undertaking various CSR activities and participating in national development through contributing to national exchequer

#### Society

**BDT 770.52**  
million paid to government






# Stakeholder engagement strategy

Stakeholder analysis is critical for our success and we are aware that our actions and how we run our business affect more and more people with the expansion of business. The positive response from these people helps us to grow our business. On the contrary, their negative feedback can block our way to expand and grow bigger.

Hence we have carefully identified and prioritized our stakeholders, their interest and concern through conducting impact analysis and developed best engagement mechanism as the way to respond to those identified interests and concerns. We believe that effective stakeholder management also means communicating with your stakeholders and understanding their needs by establishing a sound relationship, and make them feel trusted and relevant, successfully meeting project objectives.

Stakeholders	Why they are important	What matters to them	How we engage with them
 Patients	<ul style="list-style-type: none"> <li>• Ultimate users</li> <li>• Final revenue source</li> <li>• Main source of sustainability of the business</li> </ul>	<ul style="list-style-type: none"> <li>• Product quality</li> <li>• Availability of medicines</li> <li>• After sales service</li> </ul>	<ul style="list-style-type: none"> <li>• Pharmacovigilance</li> <li>• Launching new products</li> <li>• Website</li> <li>• Product complaint form</li> <li>• Telemedicine</li> <li>• Orion Shastho Barta</li> </ul>
 Employees	<ul style="list-style-type: none"> <li>• Competent employees to attain objectives</li> <li>• Our image holder and contributor to profit</li> </ul>	<ul style="list-style-type: none"> <li>• Job security</li> <li>• Transparent recruitment process</li> <li>• Periodic salary review in view of adjusting the cost of living</li> <li>• Healthy working environment</li> <li>• Training &amp; development</li> <li>• Career growth</li> </ul>	<ul style="list-style-type: none"> <li>• Adjusted salary package</li> <li>• Training and other facilities</li> <li>• Monthly performance reviews and appraisal</li> <li>• In-house awareness campaign</li> <li>• Medicine corner and doctor's chamber</li> </ul>
 Shareholders & Investors	<ul style="list-style-type: none"> <li>• Invest for the betterment and growth of the company</li> <li>• Accountable to them as they seek return on their investment</li> </ul>	<ul style="list-style-type: none"> <li>• Return on investment</li> <li>• Sustainability and going concern issues</li> <li>• Effective corporate governance</li> <li>• Strategic objectives</li> <li>• Social and environmental contribution</li> </ul>	<ul style="list-style-type: none"> <li>• Annual General Meeting</li> <li>• Integrated Annual Report</li> <li>• Regular repayment of debt and declaration of dividend</li> <li>• Financial statements quarterly, half yearly and yearly</li> <li>• Declaration of (PSI)</li> <li>• Website</li> <li>• Regular communication</li> </ul>



Stakeholders	Why they are important	What matters to them	How we engage with them
 <b>Government &amp; Regulators</b>	<ul style="list-style-type: none"> <li>• Control and develop policy</li> <li>• Provide license and certificates</li> <li>• Control export and import</li> </ul>	<ul style="list-style-type: none"> <li>• Legislative compliance</li> <li>• Corporate governance</li> <li>• Environmental and social credentials</li> <li>• Timely reporting and VAT, tax payment</li> <li>• Pricing</li> <li>• Product quality</li> </ul>	<ul style="list-style-type: none"> <li>• Discussion, seminar and dialogue</li> <li>• Contribution to national exchequer</li> <li>• Conform to relevant laws and regulations and reporting to Government and regulatory bodies</li> <li>• Regular communication</li> <li>• Factory visit</li> </ul>
 <b>Suppliers</b>	<ul style="list-style-type: none"> <li>• Supply production materials and operational facilities</li> <li>• On time delivery</li> <li>• Quality of supplied products</li> <li>• After sales service facility</li> </ul>	<ul style="list-style-type: none"> <li>• Fair and smooth transaction</li> <li>• Sustainable growth of the company</li> <li>• Fair payment</li> </ul>	<ul style="list-style-type: none"> <li>• Regular interaction</li> <li>• Supplier visit and audit</li> <li>• Timely payment to vendors</li> </ul>
 <b>Society</b>	<ul style="list-style-type: none"> <li>• Sustainable business operation</li> <li>• Social and environmental contribution</li> </ul>	<ul style="list-style-type: none"> <li>• Ethical stance</li> <li>• Social value creation</li> <li>• Creation of employment opportunity</li> <li>• Environmental preservation</li> <li>• Health and safety measures</li> </ul>	<ul style="list-style-type: none"> <li>• CSR initiatives</li> <li>• Website</li> <li>• Social awareness campaign</li> <li>• Integrated Annual Report</li> <li>• Social media</li> </ul>
 <b>Doctors &amp; Pharmacies</b>	<ul style="list-style-type: none"> <li>• Influence prescription of our medicines</li> <li>• Directly impact our business</li> <li>• Information provider</li> </ul>	<ul style="list-style-type: none"> <li>• Certification</li> <li>• Product quality</li> <li>• Availability of medicines</li> <li>• Diversified product portfolio</li> <li>• After sales service</li> </ul>	<ul style="list-style-type: none"> <li>• Seminars, webinar, meetings and workshops</li> <li>• Orion Medical Journal</li> <li>• Regular ongoing visit by field force</li> </ul>
 <b>Competitors</b>	<ul style="list-style-type: none"> <li>• Influence strategic decisions and planning</li> <li>• Directly impact the ability to succeed</li> </ul>	<ul style="list-style-type: none"> <li>• Financial performance</li> <li>• Business trends</li> <li>• Value creation for long run</li> <li>• Competitive advantage</li> </ul>	<ul style="list-style-type: none"> <li>• Social media</li> <li>• Website</li> <li>• Integrated Annual Report</li> </ul>

# Five years' highlights

## consolidated

Amount in BDT million

Particulars	2022-23	2021-22	2020-21	2019-20	2 018-19
<b>STATEMENT OF PROFIT OR LOSS AND OTHER COMPREHENSIVE INCOME DATA</b>					
Net sales revenue	13,926.60	9,661.61	10,832.57	7,647.70	8,705.17
Gross profit	2,280.16	1,974.20	2,639.52	2,577.84	2,545.68
Operating profit	1,034.57	727.83	1,556.14	835.31	1,041.78
Profit before tax	832.17	1,054.16	1,187.19	795.53	1,028.31
Net profit after tax	640.94	846.08	939.06	665.69	882.35
Earnings before interest, tax & depreciation (EBITDA)	1,577.20	1,791.42	2,381.15	2,459.68	2,347.49
<b>STATEMENT OF FINANCIAL POSITION DATA</b>					
Authorized capital	5,000.00	5,000.00	5,000.00	5,000.00	5,000.00
Paid up capital	2,340.00	2,340.00	2,340.00	2,340.00	2,340.00
Shareholders' equity	20,824.43	19,312.52	18,662.73	17,963.72	17,594.35
Non-controlling interest	1,509.62	1,456.34	1,411.67	1,225.99	1,154.63
Total equity	22,334.06	20,768.86	20,074.41	19,189.71	18,748.98
Total non-current liabilities	21,135.51	17,901.49	16,251.13	13,204.08	8,150.48
Total current liabilities	9,470.12	9,436.69	6,007.55	4,447.32	4,090.96
Total non-current assets	33,864.02	29,352.47	26,110.02	19,094.53	18,714.58
Property, plant & equipment	13,317.80	13,826.41	14,219.82	14,930.94	12,937.53
Total current assets	19,075.66	18,754.57	16,223.07	17,746.58	12,275.84
Total assets	52,939.68	48,107.04	42,333.08	36,841.11	30,990.42
Net current assets/(liabilities)	9,605.54	9,317.88	10,215.51	13,299.26	8,184.88
<b>FINANCIAL RATIOS</b>					
Gross profit ratio (%)	16.37	20.43	24.37	33.71	29.24
Current ratio (times)	2.01	1.99	2.70	3.99	3.00
Debt equity ratio (times)	1.44	1.39	1.18	0.98	0.71
Return on equity (%)	2.87	4.07	4.68	3.47	4.71
Return on capital employed (%)	2.38	3.45	3.97	5.14	5.86
Price earnings ratio –DSE (times)	29.05	24.34	13.44	14.79	8.81
Price earnings ratio –CSE (times)	29.05	24.39	13.52	14.75	8.75
<b>ORDINARY SHARES INFORMATION</b>					
Face value per share (BDT)	10.00	10.00	10.00	10.00	10.00
Quoted price per share-DSE (BDT)	79.60	88.00	53.90	42.00	33.20
Quoted price per share-CSE (BDT)	79.60	88.20	54.20	41.90	33.00
Number of shares outstanding	23,40,00,000	23,40,00,000	23,40,00,000	234,000,000	234,000,000
Cash Dividend (%)	10.00*	10.00	12.00	10.00	15.00
Net asset value per share (BDT) (including revaluation surplus)	88.99	82.53	79.76	76.77	75.19
Net asset value per share (BDT) (excluding revaluation surplus)	81.15	74.62	71.79	68.69	66.98
Net operating cash flow per share (BDT)	10.65	4.96	11.04	8.04	6.19
Earnings per share (BDT)	2.74	3.62	4.01	2.84	3.77
Number of shareholders	44,912	33,593	34,976	35,481	30,171
<b>OTHER INFORMATION</b>					
Number of employees	2,716	2,791	2,654	2,696	2,743

\* Proposed

# Horizontal & vertical analysis

## consolidated

Horizontal	2022-23	2021-22	2020-21	2019-20	2018-19
------------	---------	---------	---------	---------	---------

### STATEMENT OF PROFIT OR LOSS AND OTHER COMPREHENSIVE INCOME DATA

Net sales revenue	93%	104%	73%	84%	100%
Gross profit	83%	111%	108%	107%	100%
Operating profit	75%	161%	87%	108%	100%
Profit before tax	111%	124%	83%	108%	100%
Net Profit after tax	106%	117%	83%	110%	100%
Earnings before interest, tax & depreciation	76%	102%	105%	100%	100%
Earnings per share*	105%	117%	83%	110%	100%

### STATEMENT OF FINANCIAL POSITION DATA

Paid up capital	100%	100%	100%	100%	100%
Shareholders' equity	113%	109%	105%	103%	100%
Non-controlling interest	137%	133%	115%	108%	100%
Total equity	115%	111%	106%	103%	100%
Total non-current liabilities	253%	229%	186%	115%	100%
Total current liabilities	171%	109%	81%	74%	100%
Total non-current assets	159%	142%	104%	102%	100%
Property, plant & equipment	100%	100%	100%	100%	100%
Total current assets	152%	132%	144%	100%	100%
Total assets	157%	138%	120%	101%	100%
Net current assets/(liabilities)	137%	151%	196%	121%	100%

Vertical	2022-23	2021-22	2020-21	2019-20	2018-19
----------	---------	---------	---------	---------	---------

### STATEMENT OF PROFIT OR LOSS AND OTHER COMPREHENSIVE INCOME DATA

Net sales revenue	100.00%	100.00%	100.00%	100.00%	100.00%
Gross profit	20.43%	24.37%	33.71%	29.24%	22.80%
Operating profit	7.53%	14.37%	10.92%	11.97%	9.26%
Profit before tax	10.91%	10.96%	10.40%	11.81%	9.15%
Net Profit after tax	8.76%	8.67%	8.70%	10.14%	7.69%
Earnings before interest, tax & depreciation	18.54%	21.98%	32.16%	26.97%	22.49%
Earnings per share*	36.16%	40.10%	28.40%	37.70%	34.30%

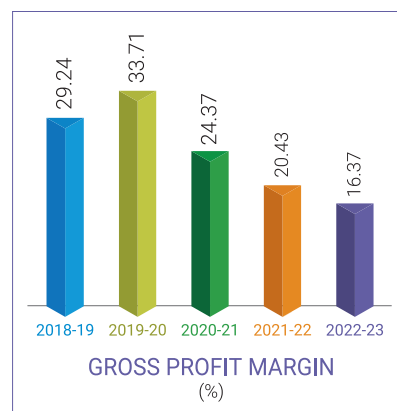
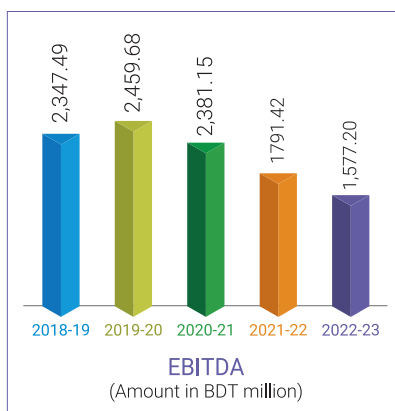
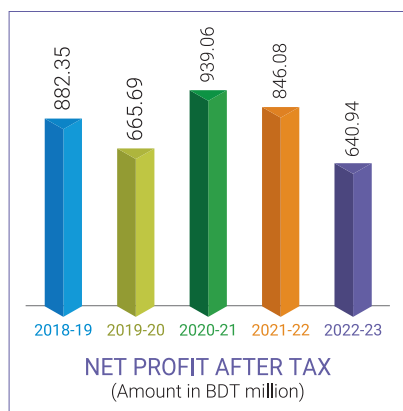
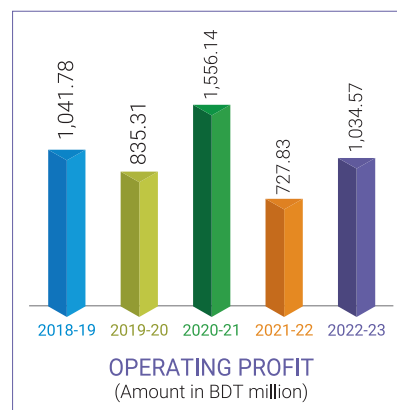
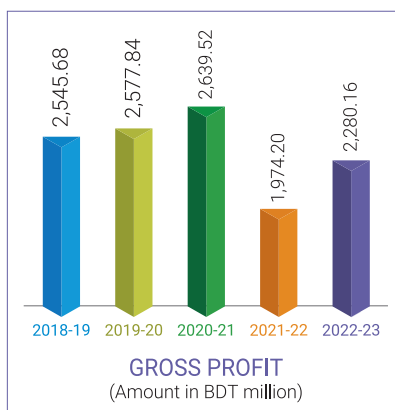
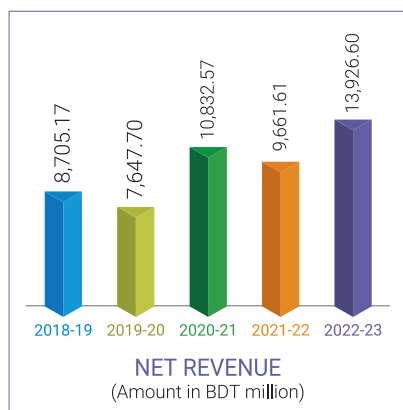
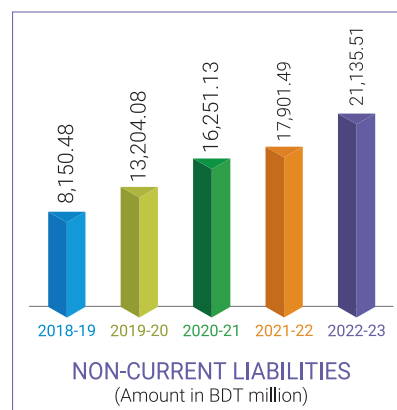
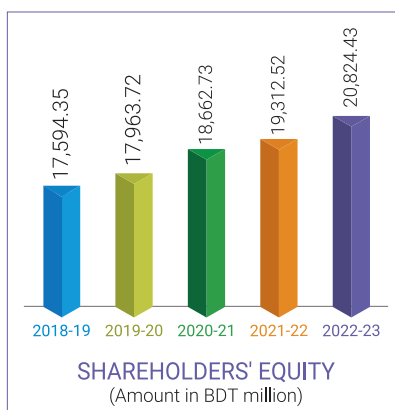
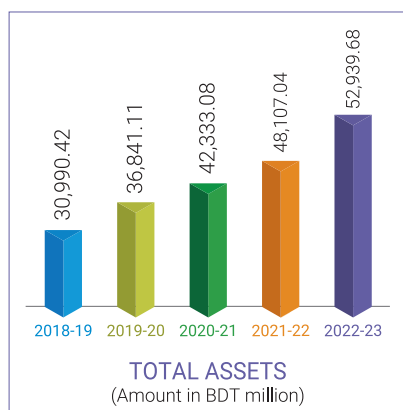
### STATEMENT OF FINANCIAL POSITION DATA

Paid up capital	4.86%	5.53%	6.35%	7.55%	7.62%
Shareholders' equity	40.14%	44.09%	48.76%	56.77%	55.52%
Non-controlling interest	3.03%	3.33%	3.33%	3.73%	3.47%
Total equity	43.17%	47.42%	52.09%	60.50%	58.99%
Total non-current liabilities	37.21%	38.39%	35.84%	26.30%	23.06%
Total current liabilities	19.62%	14.19%	12.07%	13.20%	17.95%
Total non-current assets	61.01%	61.68%	51.83%	60.39%	59.95%
Property, plant & equipment	28.74%	33.59%	40.53%	41.75%	42.79%
Total current assets	38.99%	38.32%	48.17%	39.61%	40.05%
Total assets	100.00%	100.00%	100.00%	100.00%	100.00%
Net current assets/(liabilities)	19.37%	24.13%	36.10%	26.41%	22.10%

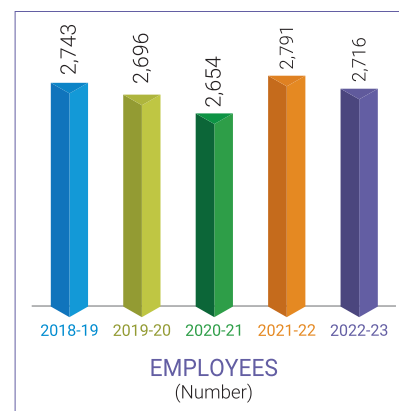
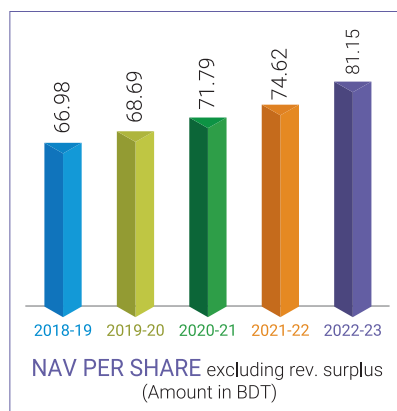
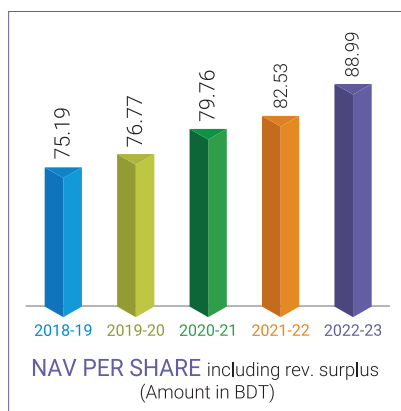
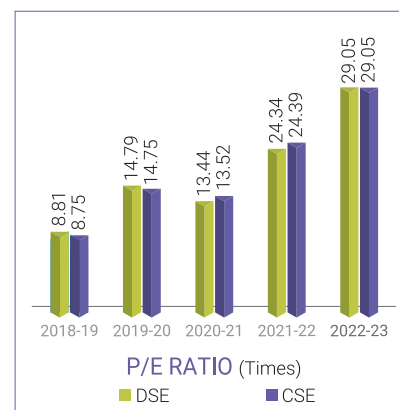
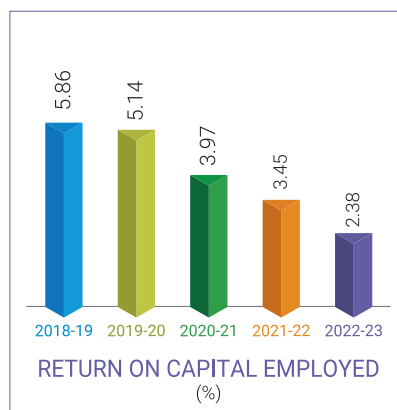
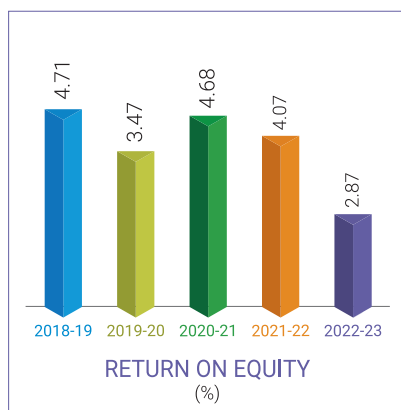
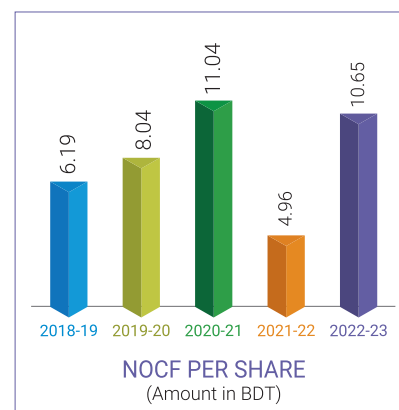
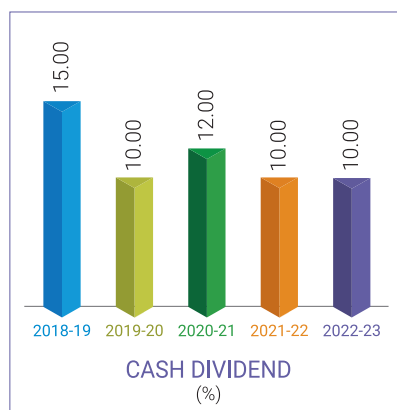
\* Earnings per share has been shown as a percentage of book value per share

# Graphical presentation

## consolidated







# Orion Pharma Limited

## Auditor's Report and Consolidated Financial Statements For the year ended 30 June, 2023

### **MALEK SIDDIQUI WALI**

Chartered Accountants  
9-G, Motijheel C/A, (L-2)  
Dhaka-1000, Bangladesh

Tel: +88-029513471  
Email: [info@msw-bd.com](mailto:info@msw-bd.com)  
Web: [www.msw-bd.com](http://www.msw-bd.com)

**Malek Siddiqui Wali**

CHARTERED ACCOUNTANTS  
Since 1965  
9-G, Motijheel C/A, (L-2), Dhaka-1000, Bangladesh.

PHONE : +88-02-9513471  
Email: info@msw-bd.com  
Web: www.msw-bd.com



## Independent Auditor's Report To the Shareholders of Orion Pharma Limited

### Report on the Audit of the Consolidated Financial Statements

**Opinion**

We have audited the Consolidated financial statements of Orion Pharma Limited and its subsidiaries (the "Group") as well as the separate financial statements of Orion Pharma Limited (the "Company") which comprise the Consolidated and separate Statement of financial position as at June 30, 2023, the Consolidated and separate Statement of Profit or Loss and Other Comprehensive Income, Consolidated and separate Statement of Changes in Equity and Consolidated and separate Statement of Cash Flows for the year then ended, and notes to the Consolidated and separate financial statements, including a summary of significant accounting policies and other explanatory information.

In our opinion, the accompanying consolidated and separate financial statements give true and fair view of the consolidated financial position of the Group and the separate financial position of the Company as at 30 June 2023, and of its consolidated and separate financial performance and its consolidated and separate cash flows for the year then ended in accordance with International Financial Reporting Standards (IFRSs), the Companies Act 1994, the Securities and Exchange Rules 1987 and other applicable laws and regulations.

**Basis for Opinion**

We conducted our audit in accordance with International Standards on Auditing (ISAs). Our responsibilities under those standards are further described in the Auditors' Responsibilities for the Audit of the Financial Statements section of our report. We are independent of the Company in accordance with the International Ethics Standards Board for Accountants' Code of Ethics for Professional Accountants (IESBA Code), and we have fulfilled our other ethical responsibilities in accordance with the IESBA Code. We believe that the audit evidence we have obtained is sufficient and appropriate to provide a basis for our qualified opinion.

**Emphasis of Matter:**

1. We draw attention of these financial statements the balance of unclaimed dividend as of June 30, 2023 was Tk. 94,579,925, but balance of designate bank account for dividend disbursement is Tk.1,336,309.
2. We draw attention to the financial statements which describes that the unclaimed dividend of Tk. 5,266,308 older than three years. According to BSEC directive no. BSEC/CBSEC/CMRRCD/2021-386/03, dated: 14 January 2021, the company is required to transfer the unclaimed dividend, which is older than three years, to Capital Market Stabilization Fund.

**Key Audit Matters:**

Risk	Risk
<b>Revenue recognition</b>	
At year end the Company reported total revenue of Tk. 3,056,555,745 and the Group, as a whole, reported total revenue of Tk. 13,926,596,063.	We have tested the design and operating effectiveness of key controls focusing on the following: <ul style="list-style-type: none"> <li>● Policy of revenue recognition.</li> <li>● Issuance of VAT challan;</li> <li>● Segregation of duties in invoice creation and modification; and</li> <li>● Timing of revenue recognition.</li> </ul>
Time of revenue recognition is matter. Considering the other inherent risk of the existence and the accuracy on revenue recognition, the revenue has been selected as key audit matter.	Our substantive procedures in relation to the revenue recognition comprises the following: <ul style="list-style-type: none"> <li>● Obtaining supporting documentation for sales transactions recorded either side of year end as well as credit notes issued after the year end date</li> </ul>

Risk	Our response
<b>Revenue recognition</b>	
	<p>to determine whether revenue was recognized in the correct period;</p> <ul style="list-style-type: none"> <li>● Critically assessing manual journals posted to revenue to identify unusual or irregular items; and</li> <li>● Finally assessed the appropriateness and presentation of disclosures against relevant accounting Standards.</li> </ul>
Please see the note no. 27 & 27.a in these financial statements.	
<b>Valuation of inventory</b>	
<p>At reporting date, the balance of inventory was Tk. 853,745,232 and Tk. 1,614,080,792 respectively for the Company and the Group.</p> <p>Inventories are carried at the lower of cost and net realizable value. As a result, the Management has applied judgments in determining the appropriate values for slow-moving or obsolete items.</p>	<p>We challenged the appropriateness of management's assumptions applied in calculating the value of the inventory and related provisions by:</p> <ul style="list-style-type: none"> <li>● Evaluating the design and implementation of key inventory controls operating across the Company in respect of inventory management;</li> <li>● To attend the physical inventory counts and reconciling the count results to the inventory listings to test the completeness of data;</li> <li>● To review the inventory costing procedures and methodology.</li> <li>● Comparing the net realizable value, obtained through a detailed review of sales subsequent to the year-end, to the cost price of a sample of inventories and comparison to the associated provision to assess whether inventory provisions are complete;</li> <li>● Reviewing the historical accuracy of inventory provisioning, and the level of inventory write-offs during the year; and</li> <li>● Challenging the completeness of inventory provisions through assessing actual and forecast sales of inventory lines to assess whether provisions for slow- moving/obsolete stock are valid and complete.</li> </ul>
Please see the note no. 11 & 11.a in these financial statements.	
<b>Measurement and recognition of deferred tax</b>	
<p>At reporting date, the balance of deferred tax liability was Tk. 157,696,141 for the both Company and the Group.</p> <p>The risk for the financial statements is that these provisions are not properly measured for all types of temporary difference as per IAS 12: Income Tax.</p>	<p>We obtained an understanding, evaluated the design and tested the operational effectiveness of the Company's key controls over the recognition and measurement of deferred tax.</p> <p>We have assessed the appropriateness of the carrying amounts of net asset value as per tax base and accounting base.</p>



Risk	Our response
	<p>We have also assessed the rate of deferred for each temporary difference.</p> <p>Also, we examined the accounting treatment of deferred tax.</p>
Please see the note no. 22 in these financial statements.	
<b>Consolidation of the financial statements</b>	
<p>It is mentioned here that the Company has prepared and published consolidated financial statements of the group as whole by taking consideration of two subsidiary named Orion Power Meghnaghat Limited with 95% of controlling stake, Dutch Bangla Power &amp; Associates Limited with 67% of controlling stake and one associate named Orion Infusion Limited with 21.76% stake.</p> <p>The key risk is that whether the consolidated financial statements of the company are prepared in compliance with IFRS 10: Consolidated Financial statements and IFRS 3: Business Combination and provide adequate disclosure in required standard.</p>	<p>We have obtained a good understanding of the structure of the group, the significance (ie materiality) of each component of the group, the mechanics of the consolidation process, and the risk of material misstatement presented by each of the company's financial statements. We have also established materiality level for the group in aggregate, and for the individually significant components. The types of audit procedures that was performed include:</p> <ul style="list-style-type: none"> <li>● Checking that figures taken into the consolidation have been accurately extracted from the financial statements of the components.</li> <li>● Evaluating the classifications of the components of the group – for example, whether the components have been correctly identified and treated as subsidiaries, associates.</li> <li>● Reviewing the disclosures necessary in the group financial statements, such as related party transactions and minority interests.</li> <li>● Gathering evidence appropriate to the specific consolidation adjustments made necessary by financial reporting standards, including, for example: <ul style="list-style-type: none"> <li>★ Cancellation of inter-company balances and transactions</li> <li>★ Provision for unrealised profits, if any, as a result of inter-company transactions fair value adjustments needed for assets and liabilities held by the component.</li> </ul> </li> </ul>

### Other Information

The other information comprises all of the information in the Annual Report other than the consolidated financial statements and our auditor's report thereon. We have not been provided the Director's report and other information contained within the annual report except the consolidated financial statements to the date of our auditor's report. We expect to obtain the remaining reports of the Annual report after the date of our auditor's report. Management is responsible for the other information.

In connection with our audit of the consolidated financial statements, our responsibility is to read the other information identified above when it becomes available and, in doing so, consider whether the other information is materially inconsistent with the consolidated financial statements or our knowledge obtained in the audit or otherwise appears to be materially misstated.

Our opinion on the consolidated financial statements does not cover other information and we do not express any form of assurance conclusion thereon.

### **Responsibilities of Management and Those Charged with Governance for the Financial Statements and Internal Controls**

Management is responsible for the preparation and fair presentation of the consolidated financial statements in accordance with IFRSs as explained, and for such internal control as management determines is necessary to enable the preparation of the consolidated financial statements that are free from material misstatement, whether due to fraud or error. The Companies Act, 1994 require the Management to ensure effective internal audit, internal control and risk management functions of the Company.

In preparing the consolidated financial statements, management is responsible for assessing the Company's ability to continue as a going concern, disclosing, as applicable, matters related to going concern and using the going concern basis of accounting unless management either intends to liquidate the Company or to cease operations, or has no realistic alternative but to do so.

Those charged with governance are responsible for overseeing the Company's consolidated financial reporting process.

### **Auditor's Responsibilities for the Audit of the Financial Statements**

Our objectives are to obtain reasonable assurance about whether the financial statements as a whole are free from material misstatement, whether due to fraud or error, and to issue an auditor's report that includes our opinion. Reasonable assurance is a high level of assurance, but is not a guarantee that an audit conducted in accordance with ISAs will always detect a material misstatement when it exists. Misstatements can arise from fraud or error and are considered material if, individually or in the aggregate, they could reasonably be expected to influence the economic decisions of users taken on the basis of these financial statements

As part of an audit in accordance with ISAs, we exercise professional judgment and maintain professional skepticism throughout the audit. We also:

- Identify and assess the risks of material misstatement of the financial statements, whether due to fraud or error, design and perform audit procedures responsive to those risks, and obtain audit evidence that is sufficient and appropriate to provide a basis for our opinion. The risk of not detecting a material misstatement resulting from fraud is higher than for one resulting from error, as fraud may involve collusion, forgery, intentional omissions, misrepresentations, or the override of internal control.
- Obtain an understanding of internal control relevant to the audit in order to design audit procedures that are appropriate in the circumstances.
- Evaluate the appropriateness of accounting policies used and the reasonableness of accounting estimates and related disclosures made by management.
- Conclude on the appropriateness of management's use of the going concern basis of accounting and, based on the audit evidence obtained, whether a material uncertainty exists related to events or conditions that may cast significant doubt on the Company's ability to continue as a going concern. If we conclude that a material uncertainty exists, we are required to draw attention in our auditor's report to the related disclosures in the financial statements or, if such disclosures are inadequate, to modify our opinion. Our conclusions are based on the audit evidence obtained up to the date of our auditor's report. However, future events or conditions may cause the Company to cease to continue as a going concern.
- Evaluate the overall presentation, structure and content of the consolidated financial statements, including the disclosures, and whether the consolidated financial statements represent the underlying transactions and events in a manner that achieves fair presentation.
- Obtain sufficient appropriate audit evidence regarding the consolidated financial information of the entities or business activities within the Company to express an opinion on the consolidated financial statements. We are responsible for the direction, supervision and performance of the company audit. We remain solely responsible for our audit opinion.

We communicate with those charged with governance regarding, among other matters, the planned scope and timing of the audit and significant audit findings, including any significant deficiencies in internal control that we identify during our audit.

We also provide those charged with governance with a statement that we have complied with relevant ethical requirements regarding independence, and to communicate with them all relationships and other matters that may reasonably be thought to bear on our independence, and where applicable, related safeguards.

From the matters communicated with those charged with governance, we determine those matters that were of most significance in the audit of the consolidated financial statements of the current period and are therefore the key audit matters. We describe these matters in our auditors' report unless law or regulation precludes public disclosure about the matter or when, in extremely rare circumstances, we determine that a matter should not be communicated in our report because the adverse consequences of doing so would reasonably be expected to outweigh the public interest benefits of such communication.

### Report on other Legal and Regulatory Requirements

In accordance with the Companies Act 1994 and the Securities and Exchange Rules 1987, we also report the following:

- a) we have obtained all the information and explanations which to the best of our knowledge and belief were necessary for the purposes of our audit and made due verification thereof;
- b) In our opinion, proper books of accounts as required by law have been kept by the Company so far as it appeared from our examination of these books;
- c) The Statement of financial position and statement of profit or loss and other comprehensive income dealt with by the report are in agreement with the books of accounts and returns; and
- d) The expenditure incurred was for the purposes of the Company's business.

Dated, Dhaka;  
14 November 2023  
Document Verification Code (DVC) No. 2311140247AS848085

**Malek Siddiqui Wali,**  
Chartered Accountants



Md. Waliullah, FCA  
Enrolment No: 0247

**ORION PHARMA LIMITED AND ITS SUBSIDIARIES**  
**Consolidated Statement of Financial Position**  
**As at 30 June 2023**

Particulars	Notes	Amount in Taka	
		30 June 2023	30 June 2022
<b>Assets</b>			
<b>Non-current assets</b>		<b>33,864,020,496</b>	<b>29,352,468,375</b>
Property, plant and equipment	5	13,317,799,927	13,826,413,931
Right of use assets	6	41,639,502	49,473,939
Construction work-in-progress	7	13,064,566,507	9,133,148,194
Investment in associate	9	1,490,695,000	386,739,000
Other investments	10	5,949,319,560	5,956,693,311
<b>Current assets</b>		<b>19,075,662,305</b>	<b>18,754,570,672</b>
Inventories	11	1,614,080,792	1,659,531,474
Trade and other receivables	12	15,394,902,490	14,905,340,747
Advances, deposits and prepayments	13	1,897,892,389	2,051,730,034
Fixed deposit with banks	14	38,679,252	31,833,589
Cash and cash equivalents	15	130,107,383	106,134,828
<b>Total assets</b>		<b>52,939,682,801</b>	<b>48,107,039,047</b>
<b>Shareholder's equity and liabilities</b>			
<b>Shareholder's equity</b>		<b>20,824,432,052</b>	<b>19,312,524,742</b>
Share capital	16	2,340,000,000	2,340,000,000
Share premium		8,016,892,026	8,016,892,026
Reserves	17	3,067,212,663	1,978,094,161
Retained earnings	18	7,400,327,363	6,977,538,555
Non - controlling interest	19	1,509,624,870	1,456,338,901
<b>Total equity</b>		<b>22,334,056,922</b>	<b>20,768,863,643</b>
<b>Non-current liabilities</b>		<b>21,135,507,956</b>	<b>17,901,488,970</b>
Provision for decommissioning of assets	Annexure-F	143,405,563	143,405,563
Long term loan	20	20,808,051,266	17,600,571,555
Lease obligation	21	26,354,987	35,265,395
Deferred tax liability	22	157,696,141	122,246,457
<b>Current liabilities</b>		<b>9,470,117,923</b>	<b>9,436,686,434</b>
Current portion of long term loan	20.2	490,498,002	387,466,840
Current portion of lease obligation	21.1	23,910,351	31,664,304
Short term loans	23	547,819,343	563,904,269
Trade and other payables	24	7,604,398,715	7,772,460,164
Employee benefits payable	25	129,396,378	131,388,616
Unclaimed/Unpaid Dividend		94,579,925	13,517,701
Accrued expenses	26	579,515,209	536,284,541
<b>Total equity and liabilities</b>		<b>52,939,682,801</b>	<b>48,107,039,047</b>
<b>Number of shares used to compute NAV</b>		<b>234,000,000</b>	<b>234,000,000</b>
<b>Net asset value (NAV) including revaluation surplus</b>		<b>88.99</b>	<b>82.53</b>
<b>Net asset value (NAV) excluding revaluation surplus</b>		<b>81.15</b>	<b>74.62</b>

*The annexed notes form an integral part of these financial statements.*

  
Managing Director

  
Director

  
Chief Financial Officer

  
Company Secretary

Signed in terms of our separate report of even date annexed.

Malek Siddiqui Wali, Chartered Accountants

Dated, Dhaka;  
14 November 2023  
Document Verification Code (DVC) No. 2311140247AS848085

  
Md. Waliullah FCA  
Enrollment No: 0247

**ORION PHARMA LIMITED**  
**Statement of Financial Position**  
**As at 30 June 2023**

Particulars	Notes	Amount in Taka	
		30 June 2023	30 June 2022
<b>Assets</b>			
<b>Non-current assets</b>		<b>24,989,727,312</b>	<b>20,190,686,601</b>
Property, plant and equipment	5a	7,228,006,743	7,449,132,157
Right of use assets	6	41,639,502	49,473,939
Construction work-in-progress	7	13,064,566,507	9,133,148,194
Investment in subsidiaries	8	1,017,000,000	1,017,000,000
Investment in associate	9	1,490,695,000	386,739,000
Other investments	10a	2,147,819,560	2,155,193,311
<b>Current assets</b>		<b>11,606,479,537</b>	<b>10,070,289,890</b>
Inventories	11a	853,745,233	645,653,974
Trade and other receivables	12a	9,309,110,631	7,800,159,206
Advances, deposits and prepayments	13a	1,380,116,441	1,502,229,491
Fixed deposit with banks	14	38,679,252	31,833,589
Cash and cash equivalents	15a	24,827,980	90,413,630
<b>Total assets</b>		<b>36,596,206,848</b>	<b>30,260,976,491</b>
<b>Shareholder's equity and liabilities</b>			
<b>Shareholder's equity</b>		<b>14,040,682,742</b>	<b>12,878,578,498</b>
Share capital	16	2,340,000,000	2,340,000,000
Share premium		8,016,892,026	8,016,892,026
Reserves	17a	2,709,933,620	1,612,623,288
Retained earnings	18a	973,857,096	909,063,184
<b>Non-current liabilities</b>		<b>20,468,943,010</b>	<b>15,451,040,063</b>
Long term loan	20a	20,284,891,883	15,293,528,211
Lease obligation	21	26,354,987	35,265,395
Deferred tax liability	22	157,696,141	122,246,457
<b>Current liabilities</b>		<b>2,086,581,096</b>	<b>1,931,357,930</b>
Current portion long term loan	20.a.1	490,498,002	387,466,840
Current portion of lease obligation	21.1	23,910,351	31,664,304
Short term loans	23	547,819,343	563,904,269
Trade and other payables	24.a	352,176,815	390,344,399
Employee benefits payable	25.a	33,497,305	50,868,462
Unclaimed/Unpaid Dividend		94,579,925	13,517,701
Accrued expenses	26.a	544,099,355	493,591,956
<b>Total shareholder's equity and liabilities</b>		<b>36,596,206,848</b>	<b>30,260,976,491</b>
<b>Number of shares used to compute NAV</b>		<b>234,000,000</b>	<b>234,000,000</b>
<b>Net asset value (NAV) including revaluation surplus</b>		<b>60.00</b>	<b>55.04</b>
<b>Net asset value (NAV) excluding revaluation surplus</b>		<b>54.19</b>	<b>49.19</b>

*The annexed notes form an integral part of these financial statements.*

  
Managing Director

  
Director

  
Chief Financial Officer

  
Company Secretary

Signed in terms of our separate report of even date annexed.

Malek Siddiqui Wali, Chartered Accountants

Dated, Dhaka;  
14 November 2023  
Document Verification Code (DVC) No. 2311140247AS848085

  
Md. Waliullah FCA  
Enrollment No: 0247



**ORION PHARMA LIMITED AND ITS SUBSIDIARIES**  
**Consolidated Statement of Profit or Loss and Other Comprehensive Income**  
**For the year ended 30 June 2023**

Particulars	Notes	Amount in Taka	
		01 July 2022 to 30 June 2023	01 July 2021 to 30 June 2022
Revenue from net sales	27	13,926,596,063	9,661,609,862
Cost of goods sold	28	(1,379,307,331)	(1,350,132,809)
Cost of power generation	29	(10,267,124,081)	(6,337,279,961)
<b>Gross profit</b>		<b>2,280,164,651</b>	<b>1,974,197,092</b>
<b>Operating expenses</b>		<b>(1,245,592,098)</b>	<b>(1,246,369,914)</b>
General and administrative expenses	30	(449,380,467)	(461,191,722)
Selling and distribution expenses	31	(796,211,631)	(785,178,192)
<b>Profit from operation</b>		<b>1,034,572,553</b>	<b>727,827,178</b>
Financial expenses	32	(188,067,382)	(274,176,210)
Interest and other income	33	27,275,427	653,218,351
<b>Net profit from operation</b>		<b>873,780,598</b>	<b>1,106,869,319</b>
Workers profit participation fund		(41,608,600)	(52,708,063)
<b>Net profit before tax</b>		<b>832,171,998</b>	<b>1,054,161,256</b>
<b>Income tax</b>		<b>(147,067,082)</b>	<b>(172,712,550)</b>
Current tax expenses	34	(110,522,211)	(187,979,580)
Deferred tax income/(expense)	22.1	(36,544,871)	15,267,031
<b>Net profit after tax</b>		<b>685,104,916</b>	<b>881,448,706</b>
Share of profit from associate	9	9,125,800	9,303,000
<b>Net profit after tax</b>		<b>694,230,716</b>	<b>890,751,706</b>
Less: Non controlling interest	19	(53,285,969)	(44,667,594)
<b>Net profit attributable to ordinary shareholders</b>		<b>640,944,747</b>	<b>846,084,112</b>
<b>Other comprehensive income</b>		<b>1,104,471,715</b>	<b>84,583,861</b>
Fair value gain/(loss) on marketable securities		(313,672)	5,402,067
Fair value gain/(loss) on investment in associates		1,103,592,810	78,165,716
Share of other comprehensive income of associate		97,390	245,284
Deferred tax income/(expenses) on revaluation surplus of PPE & fair value changes in marketable securities		1,095,187	770,793
<b>Total comprehensive income attributable to ordinary shareholders</b>		<b>1,745,416,462</b>	<b>930,667,972</b>
<b>Earning per share (EPS)</b>	<b>35</b>	<b>2.74</b>	<b>3.62</b>

*The annexed notes form an integral part of these financial statements.*

  
Managing Director

  
Director

  
Chief Financial Officer

  
Company Secretary

Signed in terms of our separate report of even date annexed.

Malek Siddiqui Wali, Chartered Accountants

Dated, Dhaka;  
14 November 2023

  
Md. Waliullah FCA  
Enrollment No: 0247

**ORION PHARMA LIMITED**  
**Statement of Profit or Loss and Other Comprehensive Income**  
**For the year ended 30 June 2023**

Particulars	Notes	Amount in Taka	
		01 July 2022 to 30 June 2023	01 July 2021 to 30 June 2022
Revenue from net sales	27a	3,056,555,745	2,995,167,358
Cost of goods sold	28	(1,379,307,331)	(1,350,132,809)
<b>Gross profit</b>		<b>1,677,248,414</b>	<b>1,645,034,549</b>
<b>Operating expenses</b>		<b>(1,184,320,304)</b>	<b>(1,196,418,234)</b>
General and administrative expenses	30a	(388,108,673)	(411,240,042)
Selling and distribution expenses	31	(796,211,631)	(785,178,192)
<b>Profit from operation</b>		<b>492,928,109</b>	<b>448,616,315</b>
Financial expenses	32a	(69,666,424)	(104,622,444)
Interest and other income	33.a	27,275,427	523,399,140
<b>Net profit from operation</b>		<b>450,537,113</b>	<b>867,393,010</b>
Workers profit participation fund		(21,454,148)	(41,304,429)
<b>Net profit before tax</b>		<b>429,082,964</b>	<b>826,088,581</b>
<b>Income tax</b>		<b>(147,067,082)</b>	<b>(172,712,550)</b>
Current tax expenses	34	(110,522,211)	(187,979,580)
Deferred tax income/(expense)	22.1	(36,544,871)	15,267,031
<b>Net profit after tax</b>		<b>282,015,882</b>	<b>653,376,032</b>
Share of profit from associate	9	9,125,800	9,303,000
<b>Net profit after tax</b>		<b>291,141,682</b>	<b>662,679,032</b>
<b>Other comprehensive income</b>		<b>1,104,471,715</b>	<b>84,583,861</b>
Fair value gain/(loss) of marketable securities		(313,672)	5,402,068
Fair value gain/(loss) on investment in associates		1,103,592,810	78,165,716
Share of other comprehensive income of associate		97,390	245,284
Deferred tax income/(expenses) on revaluation surplus of PPE & fair value changes of marketable securities		1,095,187	770,793
<b>Total comprehensive income attributable to ordinary shareholders</b>		<b>1,395,613,398</b>	<b>747,262,892</b>
<b>Earning per share (EPS)</b>	35a	<b>1.24</b>	<b>2.83</b>

*The annexed notes form an integral part of these financial statements.*

  
Managing Director

  
Director

  
Chief Financial Officer

  
Company Secretary

Signed in terms of our separate report of even date annexed.

Malek Siddiqui Wali, Chartered Accountants

Dated, Dhaka;  
14 November 2023

  
Md. Waliullah FCA  
Enrollment No: 0247

**ORION PHARMA LIMITED AND ITS SUBSIDIARIES**  
**Consolidated Statement of Changes in Equity**  
**For the year ended 30 June 2023**

	Ordinary Share Capital	Share Premium	Reserves	Retained Earnings	Sub Total	Non-Controlling Interest	Total
<b>Balance as at 01 July 2022</b>	<b>2,340,000,000</b>	<b>8,016,892,026</b>	<b>1,978,094,161</b>	<b>6,977,538,555</b>	<b>19,312,524,742</b>	<b>1,456,338,901</b>	<b>20,768,863,643</b>
Net profit after Tax	-	-	-	640,944,747	640,944,747	53,285,969	694,230,716
Dividend for the year 2021-2022	-	-	-	(234,000,000)	(234,000,000)	-	(234,000,000)
Fair value gain/(loss) on investment in associates	-	-	1,103,592,810	-	1,103,592,810	-	1,103,592,810
Share of other comprehensive income of associate	-	-	97,390	-	97,390	-	97,390
Adjustment for sale of marketable securities	-	-	(207,749)	-	(207,749)	-	(207,749)
Fair value gain/(loss) on marketable securities	-	-	(313,672)	-	(313,672)	-	(313,672)
Adjustment for deferred tax on revaluation surplus	-	-	1,095,187	-	1,095,187	-	1,095,187
Adjustment for depreciation on revaluation surplus	-	-	(15,145,464)	15,145,464	-	-	-
Adjustment for Right of use Assets	-	-	-	698,596	698,596	-	698,596
<b>Balance as at 30 June 2023</b>	<b>2,340,000,000</b>	<b>8,016,892,026</b>	<b>3,067,212,663</b>	<b>7,400,327,363</b>	<b>20,824,432,052</b>	<b>1,509,624,870</b>	<b>22,334,056,922</b>

**Consolidated Statement of Changes in Equity**  
**For the year ended 30 June 2022**

	Ordinary Share Capital	Share Premium	Reserves	Retained Earnings	Sub Total	Non-Controlling Interest	Total
<b>Balance as at 01 July 2021</b>	<b>2,340,000,000</b>	<b>8,016,892,026</b>	<b>1,904,852,372</b>	<b>6,400,990,484</b>	<b>18,662,734,882</b>	<b>1,411,671,307</b>	<b>20,074,406,190</b>
Net profit after tax	-	-	-	846,084,112	846,084,112	44,667,594	890,751,706
Dividend for the year 2020-2021 -	-	-	-	(280,800,000)	(280,800,000)	-	(280,800,000)
Fair value gain/(loss) on investment in associates	-	-	78,165,716	-	78,165,716	-	78,165,716
Share of other comprehensive income of associate	-	-	245,284	-	245,284	-	245,284
Adjustment for sale of marketable securities	-	-	(78,114)	-	(78,114)	-	(78,114)
Fair value gain/(loss) on marketable securities	-	-	5,402,068	-	5,402,068	-	5,402,068
Adjustment for deferred tax on revaluation surplus	-	-	770,793	-	770,793	-	770,793
Adjustment for depreciation on revaluation surplus	-	-	(11,263,959)	11,263,959	-	-	-
<b>Balance as at 30 June 2022</b>	<b>2,340,000,000</b>	<b>8,016,892,026</b>	<b>1,978,094,161</b>	<b>6,977,538,555</b>	<b>19,312,524,742</b>	<b>1,456,338,901</b>	<b>20,768,863,643</b>

  
Managing Director

  
Director

  
Chief Financial Officer

  
Company Secretary

Signed in terms of our separate report of even date annexed.

Malek Siddiqui Wali, Chartered Accountants

  
Md. Waliullah FCA

Enrollment No: 0247

Dated, Dhaka;  
14 November 2023

**ORION PHARMA LIMITED**  
**Statement of Changes in Equity**  
**For the year ended 30 June 2023**

Particulars	Ordinary Share Capital	Share Premium	Reserve	Retained Earnings	Amount in Taka
<b>Balance as at 01 July 2022</b>	<b>2,340,000,000</b>	<b>8,016,892,026</b>	<b>1,612,623,288</b>	<b>909,063,184</b>	<b>12,878,578,498</b>
Net profit after tax	-	-	-	291,141,682	291,141,682
Dividend for the period 2021-2022	-	-	-	(234,000,000)	(234,000,000)
Fair value gain/(loss) on investment in associates	-	-	1,103,592,810	-	1,103,592,810
Share of other comprehensive income of associate	-	-	97,390	-	97,390
Adjustment for sale of marketable securities	-	-	(207,749)	-	(207,749)
Fair value gain/(loss) on marketable securities	-	-	(313,672)	-	(313,672)
Adjustment for deferred tax on revaluation surplus	-	-	1,095,187	-	1,095,187
Adjustment for depreciation on revaluation surplus	-	-	(6,953,634)	6,953,634	-
Adjustment for Right of use Assets	-	-	-	698,596	698,596
<b>Balance as at 30 June 2023</b>	<b>2,340,000,000</b>	<b>8,016,892,026</b>	<b>2,709,933,620</b>	<b>973,857,096</b>	<b>14,040,682,742</b>

**Statement of Changes in Equity**  
**For the year ended 30 June 2022**

Particulars	Ordinary Share Capital	Share Premium	Reserve	Retained Earnings	Amount in Taka
<b>Balance at 01 July 2021</b>	<b>2,340,000,000</b>	<b>8,016,892,026</b>	<b>1,536,805,467</b>	<b>518,496,227</b>	<b>12,412,193,719</b>
Net profit after tax	-	-	-	662,679,032	662,679,032
Dividend for the period 2020-2021	-	-	-	(280,800,000)	(280,800,000)
Fair value gain/(loss) on investment in associates	-	-	78,165,716	-	78,165,716
Share of other comprehensive income from associates	-	-	245,284	-	245,284
Adjustment for sale of marketable securities	-	-	(78,114)	-	(78,114)
Fair value gain/(loss) on marketable securities	-	-	5,402,068	-	5,402,068
Adjustment for deferred tax on revaluation surplus	-	-	770,793	-	770,793
Adjustment for depreciation on revaluation surplus	-	-	(8,687,926)	8,687,926	-
<b>Balance as at 30 June 2022</b>	<b>2,340,000,000</b>	<b>8,016,892,026</b>	<b>1,612,623,288</b>	<b>909,063,184</b>	<b>12,878,578,498</b>

  
**Managing Director**

  
**Director**

  
**Chief Financial Officer**

  
**Company Secretary**

Signed in terms of our separate report of even date annexed.

Malek Siddiqui Wali, Chartered Accountants



Md. Waliullah FCA  
 Enrollment No: 0247

Dated, Dhaka;  
 14 November 2023

**ORION PHARMA LIMITED AND ITS SUBSIDIARIES**  
**Consolidated Statement of Cash Flows**  
**For the year ended 30 June 2023**

Particulars	Notes	Amount in Taka	
		01 July 2022 to 30 June 2023	01 July 2021 to 30 June 2022
<b>A. Cash flows from operating activities</b>			
Cash received from customers and others		15,138,682,110	6,808,577,312
Cash paid to suppliers and others		(11,660,210,482)	(4,527,030,442)
Cash payment for operating expenses		(868,258,195)	(1,024,045,359)
<b>Cash generated from operations</b>		<b>2,610,213,433</b>	<b>1,257,501,510</b>
Income taxes paid		(117,032,627)	(95,729,413)
<b>Net cash (used in)/ provided by operating activities</b>	36	<b>2,493,180,807</b>	<b>1,161,772,097</b>
<b>B. Cash flows from investing activities</b>			
Acquisition of property, plant & equipment		(133,969,691)	(169,575,891)
Capital work-in-progress		(3,725,529,349)	(2,497,220,500)
Investment in securities and others		6,852,330	(377,968)
Investment in subsidiaries, associate and others		(1,375,650,360)	(379,312,445)
Investment in FDR		(6,845,663)	(8,217,235)
Interest, dividend & other income		27,275,427	19,682,774
<b>Net cash (used in)/ provided by investing activities</b>		<b>(5,207,867,305)</b>	<b>(3,035,021,265)</b>
<b>C. Cash flows from financing activities</b>			
Proceed from/(repayment of) long term loan		3,310,510,872	1,784,174,549
Proceed from/(repayment of) short term loan		11,201,137	387,979,584
Payment of lease obligation		(28,357,465)	(33,660,609)
Interest paid		(401,757,713)	(249,559,985)
Dividend paid		(152,937,776)	(324,543,691)
<b>Net cash (used in)/ provided by financing activities</b>		<b>2,738,659,054</b>	<b>1,564,389,847</b>
<b>Net cash increase/(decrease) during the year (A+B+C)</b>		<b>23,972,555</b>	<b>(308,859,320)</b>
Cash & cash equivalents at the beginning of the year		106,134,828	414,994,148
<b>Cash &amp; cash equivalents at the end of the year</b>		<b>130,107,383</b>	<b>106,134,828</b>
<b>Net operating cash flows per share (NOCFPS)</b>	36.1	<b>10.65</b>	<b>4.96</b>

  
Managing Director

  
Director

  
Chief Financial Officer

  
Company Secretary

Signed in terms of our separate report of even date annexed.

Malek Siddiqui Wali, Chartered Accountants

Dated, Dhaka;  
14 November 2023

  
Md. Waliullah FCA  
Enrollment No: 0247



**ORION PHARMA LIMITED**  
**Statement of Cash Flows**  
**For the year ended 30 June 2023**

Particulars	Notes	Amount in Taka	
		01 July 2022 to 30 June 2023	01 July 2021 to 30 June 2022
<b>A. Cash flows from operating activities:</b>			
Cash received from customers and others		2,932,114,680	2,974,320,623
Cash paid to suppliers and others		(1,431,967,917)	(1,293,652,326)
Cash payment for operating expenses		(868,258,195)	(1,024,045,359)
<b>Cash generated from operations</b>		<b>631,888,567</b>	<b>656,622,937</b>
Income taxes paid		(117,032,627)	(95,729,413)
<b>Net cash (used in)/ provided by operating activities</b>		<b>514,855,940</b>	<b>560,893,524</b>
<b>B. Cash flows from investing activities:</b>			
Acquisition of property, plant & equipment		(128,548,457)	(168,987,247)
Capital work in progress		(3,725,529,349)	(2,497,220,500)
Investment in securities and others		6,852,330	(377,968)
Investment in subsidiaries, associates and others		(1,375,650,360)	(379,312,445)
Proceeds from investment in FDR		(6,845,663)	(8,217,235)
Interest, dividend & other income		27,275,427	19,682,774
<b>Net cash (used in)/ provided by investing activities</b>		<b>(5,202,446,071)</b>	<b>(3,034,432,621)</b>
<b>C. Cash Flows from Financing Activities:</b>			
Proceed from/(repayment of) long term loan		5,094,394,833	2,933,568,749
Proceed from/(repayment of) short term loan		(16,084,926)	(412,898)
Repayment of finance lease obligation		(28,357,465)	(33,660,609)
Interest paid		(275,010,184)	(211,605,529)
Dividend paid		(152,937,776)	(324,543,691)
<b>Net cash (used in)/ provided by financing activities</b>		<b>4,622,004,481</b>	<b>2,363,346,021</b>
<b>Net cash increase/decrease during the year (A+B+C)</b>		<b>(65,585,650)</b>	<b>(110,193,075)</b>
Cash & cash equivalents at the beginning of the year		90,413,630	200,606,704
<b>Cash &amp; cash equivalents at the end of the year</b>		<b>24,827,980</b>	<b>90,413,630</b>
<b>Net operating cash flows per share ( NOCFPS)</b>	36a.1	<b>2.20</b>	<b>2.40</b>

  
Managing Director

  
Director

  
Chief Financial Officer

  
Company Secretary

Signed in terms of our separate report of even date annexed.

Malek Siddiqui Wali, Chartered Accountants

Dated, Dhaka;  
14 November 2023

  
Md. Waliullah FCA  
Enrollment No: 0247

# ORION PHARMA LIMITED AND ITS SUBSIDIARIES

## Notes, Comprising a Summary of Significant Accounting Policies and Other Explanatory Information For the year ended 30 June 2023

### 1. Reporting entity

#### 1.1 Background of the entity

Orion Pharma Limited, earlier called Orion Laboratories Limited was incorporated in 1965 as a private limited company. The Company was converted into a public limited company on 24 July 2010. The registered office of the company "Orion House" is situated at 153-154 Tejgaon Industrial Area, Dhaka-1208, Bangladesh.

The company was listed both with Dhaka Stock Exchange Limited (DSE) and Chittagong Stock Exchange Limited (CSE) on 20 March 2013.

#### 1.2 Nature of business

Orion Pharma Limited is engaged in the creation and discovery, development, manufacturing and marketing of pharmaceutical products including vaccines and health-related consumer products.

#### 1.3 Subsidiary companies

##### 1.3.1 Orion Power Meghnaghat Limited

Orion Power Meghnaghat Ltd. (IEL Consortium and Associate Ltd.) was incorporated on 30 June 2010 as a public limited company under the Companies Act, 1994 with authorized share capital of Tk. 4,000,000,000 divided into 400,000,000 Ordinary shares of Tk. 10 each. The company implemented a 100 MW HFO power-based plant on quick rental basis in Meghnaghat, Dhaka with machineries and equipment supplied by Wartsila OY, Finland. Orion Pharma Ltd. Holds 95% of equity share of this company directly.

The company has signed the contract with Bangladesh Power Development Board (hereinafter referred as BPDB) acting as an off taker to supply power to them solely under the contract No. 09755 executed on June 30, 2010. According to the said contract, the Government will purchase the power for a period of five (5) years commencing from May 08, 2011. The contract has been extended for further five (5) years effective from May 09, 2016 vide memo no- 27.00.0000.071.14.035.2013.535 dated 01 December 2016. The contract then expired on 07 May 2021. The government renewed the contract for two (2) years effective from 24 March 2022 vide memo no – 27.11.0000.101.14.020.22-1697 dated: 10 April 2022. The purpose of this contract is to supply of Net Energy Output, under the terms and conditions provided "No Electricity, No Payment and also without any guaranteed Minimum Off-take" basis by Rental Power Company by BPDB.

##### 1.3.2 Dutch Bangla Power & Associates Limited

Dutch Bangla Power & Associates Limited was incorporated on 1 July 2010 as a public limited company under the Companies Act, 1994 with authorized share capital of Tk. 1,000,000,000 divided into 100,000,000 ordinary shares of Tk. 10 each. The Company was awarded by the Government of Bangladesh and BPDB to implement 100 MW HFO power plant on quick rental basis in Siddhirganj, Narayanganj with machineries and equipment supplied by Wartsila OY, Finland. Orion Pharma Ltd. Holds 67% of equity share of this company.

The company has signed the contract with Bangladesh Power Development Board (hereinafter referred as BPDB) acting as an off taker to supply power to them solely under the contract No. 09756 executed on July 01, 2010. According to the said contract, the Government will purchase the power for a period of five (5) years commencing from July 21, 2011. The contract has been extended for further five (5) years effective from 22 July 2016 vide memo no- 27.00.0000.071.14.122.2010.534 dated 01 December 2016. The contract then expired on 22 July 2021. The government renewed the contract for two (2) years effective from 24 March 2022 vide memo no - 27.11.0000.101.14.020.22-1696 dated: 10 April 2022. The purpose of this contract is to supply of Net Energy Output, under the terms and conditions provided "No Electricity, No Payment and also without any guaranteed Minimum Off-take" basis by Rental Power Company by BPDB.

#### 1.4 Associate company

##### Orion Infusion Limited

Orion Infusion Limited is a public limited company incorporated in Bangladesh on May 05, 1983 and is now operating under the banner of Orion Group. Other shareholders of the company are sponsor shareholders, foreign investors, financial institutions and general public.

The Company was listed with Dhaka Stock Exchange Limited (DSE) on 05 October 1994 and Chittagong Stock Exchange Limited (CSE) on 22 September 1996. Orion Pharma Ltd. Holds 21.76 % of equity share of this company directly.

## 2. Basis of preparation and presentation of financial statements

### 2.1 Statement of compliance

The financial statements have been prepared in accordance with International Accounting Standards (IASs) and International Financial Reporting Standards (IFRSs) adopted by the Institute of Chartered Accountants of Bangladesh (ICAB), the Companies Act 1994, Securities and Exchange Rules 1987 and other relevant local laws as applicable.

### 2.2 Components of the Consolidated financial statements

According to IAS-1 "Presentation of Financial Statements", the complete set of Consolidated financial statements includes the following components-

- i. Statement of Consolidated Financial Position as at 30 June 2023,
- ii. Statement of Consolidated Profit or Loss and Other Comprehensive Income for the year ended 30 June 2023,
- iii. Statement of Consolidated Changes in Equity for the year ended 30 June 2023,
- iv. Statement of Consolidated Cash Flows for the year ended 30 June 2023, and
- v. Notes, comprising a summary of significant accounting policies and other explanatory information for the year ended 30 June 2023.

### 2.3 Basis of measurement

The Consolidated financial statements have been prepared on historical cost basis except for certain assets which are stated either at revalued amount or fair market value as explained in the accompanying notes.

### 2.4 Functional and presentation currency

The Consolidated financial statements are prepared and presented in Bangladesh Taka/Tk./BDT, which is the company's functional currency. The Company earns its major revenues in BDT and all other incomes/expenses and transactions are in BDT. Further, the entire funds from financing activities are presented in BDT.

### 2.5 Comparative information

Comparative information has been disclosed in respect of year 01 July 2021 to 30 June 2022 for all numerical information in the Consolidated financial statements and also the narrative, descriptive and rearrange of information where it is relevant for understanding of the current year's financial statements.

### 2.6 Reporting period

The financial year of the parent and subsidiary companies cover one year from 1 July 2022 to 30 June 2023.

### 2.7 Use of estimates and judgments

The preparation of Consolidated financial statements in conformity with International Financial Reporting Standards (IFRS) requires management to make judgments, estimates and assumptions that affect the application of accounting policies and the reported amounts of assets, liabilities, income and expenses and for contingent assets and liabilities that require disclosure, during and at the date of the financial statements.

Actual results may differ from these estimates. Estimates and underlying assumptions are reviewed on an ongoing basis. Revisions of accounting estimates are recognized in the period in which the estimate is revised and in any future periods affected as required by IAS 8: "Accounting Policies, Changes in Accounting Estimates and Errors".

### 2.8 Materiality, aggregation and off setting

Each material item as considered by management significant has been displayed separately in the financial statements. No amount has been set off unless the company has legal right to set off the amounts and intends to settle on net basis. Income and expenses are presented on a net basis only when permitted by the relevant accounting standards. The values of any asset or liability as shown in the Consolidated statement of financial position are not off-set by way of deduction from another liability or asset unless there exist a legal right therefore.

### 2.9 Going concern review

As per IAS-1, a company is required to make assessment at the end of each year to make assessment of its capability to continue as going concern. Management of the company makes such assessment each year. The company has adequate resources to continue its operation for the foreseeable future and has wide coverage of its liabilities. For this reason, the directors continue to adopt going concern assumption while preparing the Consolidated financial statements.

## 2.10 Date of authorization

The financial statements were authorized for issue by the Board of Directors in its meeting held on 12 November 2023.

## 2.11 Corporate accounting standards practiced

The following IASs are applicable to the financial statements for the year under review:

IAS 1	Presentation of Financial Statements
IAS 2	Inventories
IAS 7	Statement of Cash Flows
IAS 8	Accounting Policies, Changes in Accounting Estimates and Errors
IAS 10	Events after the Reporting Period
IAS 12	Income Taxes
IAS 16	Property, Plant and Equipment
IAS 19	Employee Benefits
IAS 21	The Effects of Changes in Foreign Exchange Rates
IAS 23	Borrowing Costs
IAS 24	Related Party Disclosures
IAS 27	Separate financial statements
IAS 28	Investments in Associates and Joint Ventures
IAS 32	Financial Instruments: Presentation
IAS 33	Earnings per Share
IAS 34	Interim Financial Reporting
IAS 36	Impairment of Assets
IAS 37	Provisions, Contingent Liabilities and Contingent Assets
IAS 38	Intangible Assets

The following IFRSs are applicable to the financial statements for the year under review:

IFRS 7	Financial Instruments: Disclosures
IFRS 8	Operating Segments
IFRS 9	Financial Instruments
IFRS 10	Consolidated Financial Statements
IFRS 12	Disclosure of Interests in other Entities
IFRS 13	Fair Value Measurement
IFRS 15	Revenue from Contracts with Customers
IFRS 16	Leases

## 3. Significant accounting policies

The accounting policies set out below are consistent with those used in the previous year. Accounting policies of subsidiaries have been changed where necessary to ensure consistency with the policies adopted by the Orion Pharma Limited.

### 3.1 Revenue

Revenue is recognized to the extent that it is probable that the economic benefits will flow to the company and the revenue can be measured reliably, regardless of when the payment is being made. Revenue is measured at the fair value of the consideration received or receivable, taking into account contractually defined terms of payment and excluding taxes or duties. The specific recognition criteria described below must also be met before revenue is recognized.

#### Sale of goods

Revenue from the sale of goods is recognized when the significant risks and rewards of ownership of the goods have passed to the buyer, usually on delivery of the goods.

#### Interest income

For all financial instruments measured at amortized cost and interest-bearing financial assets classified as available-for-sale, interest income is recorded using the Effective Interest Rate (EIR). EIR is the rate that exactly discounts the estimated future cash payments or receipts over the expected life of the financial instrument or a shorter period, where appropriate, to the net carrying amount of the financial asset or liability. Interest income is included in other income in the Statement of Profit or Loss and other Comprehensive Income.

#### Dividends

Revenue is recognized when the company's right to receive the payment is established, which is generally when shareholders approve the dividend.

#### Other income

Other Income recognized on accrual basis as per frame-work of International Financial Reporting Standards (IFRSs).

### 3.2 Property, plant and equipment

#### Recognition and measurement

An item shall be recognized as property, plant and equipment if and only if it is probable that future economic benefits associated with the item will flow to the entity and the cost of the item can be measured reliably in accordance with the provisions of IAS 16: Property, Plant and Equipment.

Property, plant and equipment are initially recognized at cost and subsequently land, buildings & civil constructions and plant & machineries are stated at fair value. The property, plant and equipment are presented at cost/fair value, net of accumulated depreciation and/or accumulated impairment losses, if any. The cost of an item of property, plant and equipment comprises its purchase price, import duties and non-refundable taxes, after deducting trade discount and rebates, and any costs directly attributable to bringing the asset to the location and condition necessary for it to be capable of operating in the intended manner. The cost also includes the cost of replacing part of the property, plant and equipment and borrowing costs for long-term debt availed for the construction/implementation of the PPE, if the recognition criteria are met.

#### Subsequent costs

The cost of replacing part of an item of property, plant and equipment is recognized in the carrying amount of an item if it is probable that the future economic benefits embodied within the part will flow to the company and its cost can be measured reliably. The costs of the day-to-day servicing of property, plant and equipment are recognized in the profit and loss account as 'Repair & Maintenance' when it is incurred.

#### Depreciation on property, plant & equipment

Depreciation of an assets begins when it is available for use under reducing balance method. Depreciation is charged on all PPE except land and land developments at the following rates:

Particulars of Assets	Rate of Depreciation
Factory & office Building	10%
Plant & machinery	10%
Furniture and fixtures	10%
Vehicles	10%
Office equipment	10%
Laboratory equipment	10%
Road & road development	2%

#### Revaluation of property, plant and equipment

Land, buildings & civil constructions and plant & machineries are subsequently measured at fair value. Valuations are performed at specific intervals to ensure that the fair value of a revalued asset does not differ materially from its carrying amount.

On 31 December 2008 & 31 December 2011 the company has made revaluation of the Company's Land and Land developments, Factory and Office Building and Plant and Machinery to reflect fair value thereof in terms depreciated current cost thereof. Details of revaluation as on 31 December 2011 are as follows:

Particulars of the assets	Name of the Valuer	Qualification of the Valuer	Date of Revaluation	Carrying amount of the Assets	Value of Assets after revaluation	Revaluation Surplus
1. Land and Land development	Syful Shamsul Alam & Co. (Statutory auditor at that year S.F. Ahmed & Co.)	Chartered Accountants	31 December 2011	1,167,752,249	2,340,699,850	1,172,947,601
2. Factory and Office Building				144,440,015	198,198,786	53,758,771
3. Plant & Machinery				130,512,146	177,645,275	47,133,129
<b>Total</b>				<b>1,442,704,410</b>	<b>2,716,543,911</b>	<b>1,273,839,501</b>



The increase in the carrying amount of revalued assets is recognized in the separate component of equity under the head "Revaluation Surplus".

Other fixed assets were kept outside the scope of the revaluation works. These are expected to be realizable at written down value (WDV) thereof mentioned in The Statement of Financial Position of the company.

#### **Impairment**

The carrying amounts of property, plant and equipment are reviewed at each Statement of Financial Position date to determine whether there is any indication of impairment loss as per IAS 36: Impairment of Assets. If any such indication exists, recoverable amount is estimated in order to determine the extent of the impairment loss, if any. Impairment loss is recorded on judgmental basis, for which provision may differ in the future years based on the actual experience.

#### **Disposal of property, plant and equipment**

An item of property, plant and equipment is removed from The Statement of Financial Position when it is disposed of or when no future economic benefit is expected from its use or disposal. The gain or loss on the disposal of an item of property, plant and equipment is included in The Statement of Profit or Loss and Other Comprehensive Income of the year in which de-recognition occurs.

Property, plant and equipment under construction/acquisition have been accounted for as capital work-in-progress until construction/acquisition is completed and measured at cost.

### **3.3 Leases**

The Group identifying a contract is, or contains, a lease if it conveys the right to control the use of an identified asset for a period of time in exchange for consideration. Control is conveyed where the customer has both the right to direct the identified asset's use and to obtain substantially all the economic benefits from that use.

The right of use asset is initially measured at the amount of the lease liability plus any initial direct costs incurred by the lessee. Adjustments may also be required for lease incentives, payments at or prior to commencement and restoration obligations or similar.

Depreciation have charged on right to use assets on straight line basis over the lease period.

The lease liability is initially measured at the present value of the lease payments payable over the lease term, discounted at the rate implicit in the lease if that can be readily determined. If that rate cannot be readily determined, the lessee shall use their incremental borrowing rate

### **3.4 Borrowing costs**

Borrowing costs directly attributable to the acquisition, construction or production of an asset that necessarily takes a substantial period of time to get ready for its intended use or sale are capitalized as part of the cost of the asset. All other borrowing costs are expensed in the period in which they occur. Borrowing costs consist of interest and other costs that an entity incurs in connection with the borrowing of funds.

### **3.5 Inventories**

Inventories are included in the financial statements at the lower of cost (including raw materials, direct labor, other direct costs and related production overheads) and net realizable value. Cost is generally determined on a first in, first out basis.

### **3.6 Investment in associates**

An entity in which an investor has significant influence but which is neither a subsidiary nor an interest in a joint venture is classified as investment in associates. Equity Method has been followed in accordance with IAS 28 "Investments in Associates and Joint Ventures".

### **3.7 Consolidated financial statements**

A parent prepares consolidated financial statements when it controls one or more other entities using uniform accounting policies like transactions and other events in similar circumstances as per IFRS 10 "Consolidated Financial Statements".

Consolidated financial statements:

- Combine like items of assets, liabilities, equity, income, expenses and cash flows of the parent with those of its subsidiaries.
- Offset (eliminate) the carrying amount of the parent's investment in each subsidiary and the parent's portion of equity of each subsidiary.
- Eliminate in full intragroup assets and liabilities, equity, income, expenses and cash flows relating to transactions between entities of the group (profits or losses resulting from intragroup transactions that are recognized in assets, such as inventory and fixed assets, are eliminated in full).

### 3.8 Earnings per share (EPS)

The company calculates Earning Per Share (EPS) in accordance with IAS 33 "Earnings Per Share" which has been shown on the face of The Statement of Profit or Loss and Other Comprehensive Income and the computation of EPS is stated in Note - 35 of the financial statements.

#### Basic earnings

This represents earnings for the period attributable to the ordinary shareholders. As there no preference dividend, minority interest or extra ordinary items, the net profit for the year has been considered as fully attributable to ordinary shareholders. Basic earnings per have been calculated by dividing the net profit or loss by the number of ordinary share outstanding during the year.

#### Diluted earnings per share (DEPS)

Diluted EPS is determined by adjusting the profit or loss attributable to ordinary shareholders and weighted average number of ordinary shares outstanding, for the effect of all dilutive potential ordinary shares. However, dilution of EPS is not applicable for these financial statements as there were no potential ordinary shares during the relevant period.

### 3.9 Foreign currency transactions

Foreign currency transactions are recorded, on initial recognition in the functional currency at the spot exchange rate ruling at the transaction date.

At the end of each reporting period in compliance with the provision of IAS 21: The Effects of Changes in Foreign Exchange Rates.

- Foreign currency monetary items are translated using the closing rate.
- Non-monetary items that are measured in terms of historical costs in a foreign currency are translated using the exchange rate at the date of the transaction.
- Non-monetary items that are measured at fair value in a foreign currency is translated using the exchange rate at the date when the fair value is determined.

Exchange differences arising on the settlement of monetary items or on translating monetary items at rate different from those at which they were translated on initial recognition during the period or in previous financial statements is recognized in Statement of Profit or Loss and Other Comprehensive Income in the period in which they arise.

### 3.10 Employee benefits provision

#### Recognized provident fund (RPF)

Permanent employees of the company are entitled to get provident fund where both the employee's and employer's contribution is respectively 10% which is recognized.

#### Workers' profit participation fund (WPPF)

WPPF charged @ 5% of net profit before tax as per labour Act 2006 (Amended in 2013), whereas 80% is allocated to "Worker's profit participation fund", 10% to "Worker's welfare fund" and 10% to "Bangladesh workers welfare foundation".

### 3.11 Provisions, accrued expenses and other payables

Provisions are recognized when the company has a present obligation (legal or constructive) as a result of a past event, it is probable that an outflow of resources embodying economic benefits will be required to settle the obligation and a reliable estimate can be made of the amount of the obligation. When the Company expects some or all of a provision to be reimbursed, for example, under an insurance contract, the reimbursement is recognized as a separate asset, but only when the reimbursement is virtually certain. The expense relating to a provision is presented in The Statement of Profit or Loss and Other Comprehensive Income net of any reimbursement.

Other payables are not interest bearing and are stated at their nominal value.

### **3.12 Financial Instruments**

#### **3.12.1 Financial assets**

##### **Investment in shares**

The Group has elected to designate equity investments as measured at Fair Value through Other Comprehensive Income (FVTOCI). They are initially recorded at fair value plus transaction costs and then remeasured at subsequent reporting dates to fair value. Unrealized gains and losses are recognized in other comprehensive income.

Dividends on equity investments and distributions from funds are recognized in the statement of profit or loss and other comprehensive income when the Group's right to receive payment is established.

##### **Investment in fixed deposit receipt**

Fixed deposit, comprising funds held with banks and other financial institutions, are initially measured at fair value, plus direct transaction costs, and are subsequently measured at amortized cost using the effective interest method at each reporting date. Changes in carrying value are recognized in profit.

##### **Trade receivables**

Trade receivables are measured in accordance with the business model under which each portfolio of trade receivable is held. The Group has a portfolio of trade receivables that is being managed within a business model whose objective is to collect contractual cash flows, and are measured at amortized cost. Trade receivables measured at amortized cost are carried at the original invoice amount less allowance for expected credit losses.

Expected credit losses are calculated in accordance with the simplified approach permitted by IFRS 9, using a provision matrix applying lifetime historical credit loss experience to the trade receivables. The expected credit loss rate varies depending on whether and the extent to which settlement of the trade receivables is overdue and it is also adjusted as appropriate to reflect current economic conditions and estimates of future conditions. For the purpose of determining credit loss rates, customers are classified into groupings that have similar loss patterns. The key drivers of the loss rate are the nature of the business unit and the location and type of customer.

When a trade receivable is determined to have no reasonable expectation of recovery it is written off, firstly against any expected credit loss allowance available and then to the income statement. Subsequent recoveries of amounts previously provided for or written off are credited to the income statement.

##### **Cash and cash equivalents**

Cash and cash equivalents comprise cash in hand, balances with banks and financial institutions, and highly liquid investments with maturities of three months or less when acquired. They are readily convertible into known amounts of cash and are held at amortized cost under the hold to collect classification, where they meet the hold to collect "solely payments of principals and interests" test criteria under IFRS 9. Those not meeting these criteria are held at fair value through profit and loss.

#### **3.12.2 Financial liabilities**

##### **Borrowings**

All borrowings are initially recorded at the amount of proceeds received, net of transaction costs. Borrowings are subsequently carried at amortized cost, with the difference between the proceeds, net of transaction costs, and the amount due on redemption being recognized as a charge to the statement of profit or loss and other comprehensive income over the period of the relevant borrowing.

##### **Trade payables**

Trade payables are recognized initially at fair value. Subsequent to initial recognition they are measured at amortized cost using the effective interest method.

#### **3.12.3 Impairment of financial assets**

IFRS 9 requires an expected credit loss (ECL) model to be applied to financial assets rather than the incurred credit loss model required under IAS 39. The expected credit loss model requires the Group to account for expected losses as a result of credit risk on initial recognition of financial assets and to recognize changes in those expected credit losses at each reporting date. The Group recognizes a loss allowance on trade receivables based on lifetime expected credit losses.

### **3.13 Operating segments**

No geographical segment reporting is applicable for the company as required by IFRS 8: "Operating Segments", as the company operates in a single geographical area.

### 3.14 Statement of cash flows

The Statement of Cash Flows has been prepared in accordance with the requirements of IAS-7: Statement of Cash Flows. The cash generating from operating activities has been reported using the Direct Method as prescribed by the Securities and Exchange Rules, 1987 and as the benchmark treatment of IAS-7 whereby major classes of gross cash receipts and gross cash payments from operating activities are disclosed.

### 3.15 Related party disclosures

As per IAS-24 'Related Party Disclosures', parties are considered to be related if one of the parties has the ability to control the other party or exercise significant influence over the other party in making financial and operating decisions. The company carried out transactions in the ordinary course of business on an arm's length basis at commercial rates with its related parties. Related party disclosures have been given in note-38 in financial statements.

### 3.16 Income tax

Income tax expense comprises current and deferred tax. Income tax expense is recognized in the income statement except to the extent that it relates to items recognized directly in equity, in which case it is recognized in equity.

#### 3.16.1 Current tax

Current tax expense has been recognized on the basis of the Finance Act 2023 and Income Tax Act 2023.

#### 3.16.2 Deferred tax

Deferred tax is calculated using the carrying amount and tax base of assets and liabilities. Deferred tax arises due to temporary difference deductible or taxable for the events or transactions recognized in The Statement of Profit or Loss and Other Comprehensive Income. A temporary difference is the difference between the tax base of an asset or liability and its carrying amount / reported amount in the statement of financial position. Deferred tax asset or liability is the amount of income tax recoverable or payable in future periods recognized in the current period. The deferred tax asset / income or liability / expense do not create a legal recoverability / liability to and from the income tax authority. Deferred tax also arises due to revaluation of property, plant and equipment. The resulting impact of deferred tax assets / liabilities on revaluation surplus is included in The Statement of Profit or Loss and Other Comprehensive Income.

### 3.17 Contingent assets and liabilities

#### 3.17.1 Contingent assets

A Contingent asset is disclosed when it is a probable asset that arises from the past events and whose existence will be confirmed only by the occurrence or non- occurrence of one or more uncertain future events not wholly within the control of the entity.

#### 3.17.2 Contingent liabilities

A contingent liability is disclosed when it is a possible obligation that arises from the past events and whose existence will be confirmed only by the occurrence or non-occurrence of one or more uncertain future events not wholly within the control of the entity.

The company has no contingent assets or liabilities which require disclosures under IAS-37. Contingent assets and contingent liabilities are not recognized in the financial statements.

### 3.18 Events after the reporting period

As per IAS-10: 'Events After the Reporting Period', events after the reporting period that provide additional information about the company's position at the balance sheet date or those that indicate the going concern assumption is not appropriate are reflected in the financial statements. Events after the reporting period have been given in note- 41 in the financial statements.

## 4 Risk exposure

### 4.1 Interest rate risk

Interest rate risk is the risk that Company faces due to unfavorable movements in the interest rates. Changes in the government's monetary policy, along with increased demand for loans/ investments tend to increase the interest rates. Such rises in interest rates mostly affect companies having floating rate loans or companies investing in debt securities.

#### Management perception

The company maintains low debt/ equity ratio; and accordingly, adverse impact of interest rate fluctuation is insignificant.

#### **4.2 Exchange rate risk**

Exchange rate risk occurs due to changes in exchange rates. As the company imports materials and equipment from abroad and also earns revenue in foreign currency, unfavorable volatility or currency fluctuation may affect the profitability of the company. If exchange rate increases against local currency, opportunity arises for generating more profit.

##### **Management perception**

The products of the company are sold mostly in local currency. Therefore, volatility of exchange rate will have no impact on profitability of the company.

#### **4.3 Industry risk**

Industry risk refers to the risk of increased competition from foreign and domestic sources leading to lower prices, revenues, profit margin, and market share which could have an adverse impact on the business, financial condition and results of operation.

##### **Management perception**

Management is optimistic about growth opportunity in pharmaceutical sector in Bangladesh. Furthermore, there is untapped international market.

#### **4.4 Market risk**

Market risk refers to the risk of adverse market conditions affecting the sales and profitability of the company. Mostly, the risk arises from falling demand for the product or service which would harm the performance of the company. On the other hand, strong marketing and brand management would help the company increase their customer base.

##### **Management perception**

Management is fully aware of the market risk, and act accordingly. Market for pharmaceuticals, drugs and medicines in Bangladesh is growing at an exponential rate. Moreover, the company has a strong marketing and brand management to increase the customer base and customer loyalty.

#### **4.5 Operational risk**

Non-availabilities of materials/ equipment/ services may affect the smooth operational activities of the company. On the other hand, the equipment may face operational and mechanical failures due to natural disasters, terrorist attacks, unforeseen events, lack of supervision and negligence, leading to severe accidents and losses.

##### **Management perception**

The company perceives that allocation of its resources properly can reduce this risk factor to great extent. The company hedges such risks in costs and prices and also takes preventive measures therefore.

#### **4.6 Liquidity risk**

Liquidity risk is defined as the risk that the company will not be able to its obligations on time or at a reasonable price.

##### **Management perception**

The company's approach to managing liquidity is to ensure, as far as possible, that it will always have sufficient liquidity to meet its liabilities when due, under both normal and stressed conditions, without incurring unacceptable losses or risking damage to the company's reputation. Typically, management ensures that it has sufficient cash and cash equivalent to meet expected operational expenses, including the servicing of financial obligation through preparation of the cash forecast, prepared based on time line of payment of the financial obligation and accordingly arrange for sufficient liquidity/ fund to make the expected payment within due date.



Note	Particulars	Amount in Taka	
		30 June 2023	30 June 2022
5.	Property, plant and equipment		
	Opening balance	13,826,413,931	14,219,821,108
	Add: Addition during the year	73,357,852	83,427,459
	Less: Sale /disposal during the year	(1,078,057)	(4,000,100)
		13,898,693,727	14,299,248,468
	Less: Depreciation charged during the year	(580,893,800)	(472,834,536)
	Written down value	13,317,799,927	13,826,413,931
	Details have been presented in Annexure - A.1		
5a.	Property, plant and equipment		
	Opening balance	7,449,132,157	7,746,013,649
	Add: Addition during the year	67,936,618	82,838,815
	Less: Sale /disposal during the year	(1,078,057)	(4,000,100)
		7,515,990,719	7,824,852,364
	Less: Depreciation charged during the year	(287,983,976)	(375,720,207)
	Written down value	7,228,006,743	7,449,132,157
	Details have been presented in Annexure - A.2		
6.	Right of use assets		
	Opening Balance	130,974,449	106,698,236
	Add: Addition during the year	21,620,583	24,276,213
		152,595,032	130,974,449
	Less: Disposal/ adjustment	(9,228,883)	-
		143,366,149	130,974,449
	Opening balance		
	Addition during the year	81,500,510	55,886,807
		20,226,137	25,613,703
		101,726,647	81,500,510
	Less: Depreciation charged during the year		
		41,639,502	49,473,939
	Details have been shown in Annexure - B		
7.	Construction work in progress		
	Opening balance	9,133,148,194	5,584,939,176
	Add: Addition during the year	3,931,418,313	3,548,209,017
	Closing balance	13,064,566,507	9,133,148,194
8.	Investment in subsidiaries		

Note	Particulars	Amount in Taka	
		30 June 2023	30 June 2022
<b>10. Other investment</b>			
	Investment in marketable securities (Note 10.1)	27,578,884	34,952,635
	Investment in non-Quoted Shares (Note 10.2)	5,921,740,676	5,921,740,676
		<b>5,949,319,560</b>	<b>5,956,693,311</b>
<b>10.1 Investment in marketable securities</b>			
	AB Investment Limited.	12,364,904	17,758,600
	Bank Asia Securities Limited.	7,202,130	7,426,205
	LankaBangla Securities Ltd.	8,011,850	9,767,830
		<b>27,578,884</b>	<b>34,952,635</b>
	<b>Details have been presented in Annexure - C</b>		
<b>10.2 Investment in non-quoted shares</b>			
	Orion Power Khulna Limited.	500,000	500,000
	Orion Power Dhaka Limited.	500,000	500,000
	ICB Islami Bank Limited	246,000	246,000
	Orion Infrastructure Limited.	2,117,209,676	2,117,209,676
	Energon Renewable (BD) Ltd.	1,500,000	1,500,000
	Orion Power Unit - 2 Dhaka Ltd.	3,801,785,000	3,801,785,000
		<b>5,921,740,676</b>	<b>5,921,740,676</b>
<b>10.a Other investment</b>			
	Investment in marketable securities (Note 10a.1)	27,578,884	34,952,635
	Investment in non-Quoted Shares (Note 10a.2)	2,120,240,676	2,120,240,676
		<b>2,147,819,560</b>	<b>2,155,193,311</b>
<b>10a.1 Investment in marketable securities</b>			
	AB Investment Limited.	12,364,904	17,758,600
	Bank Asia Securities Limited.	7,202,130	7,426,205
	Lanka Bangla Securities Ltd.	8,011,850	9,767,830
		<b>27,578,884</b>	<b>34,952,635</b>
	<b>Details have been presented in Annexure - C</b>		
<b>10a.2 Investment in non-quoted shares</b>			
	Orion Power Khulna Limited.	500,000	500,000
	Orion Power Dhaka Limited.	500,000	500,000
	ICB Islami Bank Limited	246,000	246,000
	Orion Infrastructure Limited.	2,117,209,676	2,117,209,676
	Orion Power Unit - 2 Dhaka Ltd.	1,785,000	1,785,000
		<b>2,120,240,676</b>	<b>2,120,240,676</b>
<b>11. Inventories</b>			
	Raw materials	334,800,370	336,815,123
	Packing materials	149,474,656	101,676,205
	Work-in-process	44,363,408	26,026,206
	Finished goods	180,080,462	120,192,373
	Printing Stationeries	27,106,289	17,082,726
	Promotional materials	35,193,797	12,040,492
	Materials in transit	82,726,250	35,682,358
	Spare parts	573,527,444	601,362,242
	Inventory HFO & LFO	186,808,116	408,653,749
		<b>1,614,080,792</b>	<b>1,659,531,474</b>
<b>11.a Inventories</b>			
	Raw materials	334,800,370	336,815,123
	Packing materials	149,474,656	101,676,205
	Work-in-process	44,363,408	26,026,206
	Finished goods	180,080,462	120,192,373
	Printing stationeries	27,106,289	17,082,726
	Promotional materials	35,193,797	12,040,492
	Materials in transit	82,726,250	31,820,849
		<b>853,745,233</b>	<b>645,653,974</b>

Note	Particulars	Amount in Taka	
		30 June 2023	30 June 2022
<b>12.</b>	<b>Trade &amp; other receivables</b>		
	Trade receivables	5,584,094,549	6,796,180,596
	Other receivables (Note-12.1)	9,810,807,941	8,109,160,151
		<b>15,394,902,490</b>	<b>14,905,340,747</b>

Trade receivables are unsecured, considered good and recoverable within one year. Classification schedules as required by schedule XI of Companies Act 1994 are as follows:

**Ageing of the above balance is as follows:**

Below 180 days

Above 180 days

	5,584,094,549	6,796,180,596
	-	-
	<b>5,584,094,549</b>	<b>6,796,180,596</b>

SL. No.	Particulars	Amount in Taka	
		30 June 2023	30 June 2022
I	Trade receivables considered good in respect of which the company is fully secured	5,584,094,549	6,796,180,596
II	Trade receivables considered good in respect of which the company holds no security other than the debtor personal security	-	-
III	Trade receivables considered doubtful or bad	-	-
IV	Trade receivables due by any director or other officer of the company	-	-
V	Trade receivables due by common management	-	-
VI	The maximum amount of receivable due by any director or other officer of the company	-	-
	<b>Total</b>	<b>5,584,094,549</b>	<b>6,796,180,596</b>

As on 30 June 2023 the company did not make any provision on the trade receivable as was no indication of impairment.

**12.1 Other receivables**

Claim receivables, insurance & others

Divided receivable

Interest on FDR

Other receivables

Current account with other related companies (Note. 12.1.1)

	4,192,004	6,035,905
	8,860,000	4,430,000
	467,992	522,317
	1,230,374,877	1,230,374,877
	8,566,913,068	6,867,797,052
	<b>9,810,807,941</b>	<b>8,109,160,151</b>

**12.1.1 Current account with other related companies**

Noakhali Gold Food Ltd.

Orion Properties Ltd.

Orion Gas Limited

Orion Power Khulna Ltd.

Orion Power Dhaka Ltd.

Jafflong Tea Company

Orion Agro Product Ltd.

Interior Accom Consortium Limited

Digital Power & Associate Ltd.

Orion Footwear Ltd.

Panbo Bangla Mashroom Ltd.

Orion Power Unit 2 Dhaka Ltd.

Orion Home Appliance Ltd.

Orion Hospitals Ltd.

Orion Power Rupsha Ltd.

Energon Renewable (BD) Ltd.

Orion Quaderia Textiles Limited

Orion Tea Company Ltd

SAZKA Natural Care Ltd.

Orion Power Sonargaon Ltd

Orion Knit Textiles Ltd.

	10,859,928	10,859,928
	22,101,089	22,101,089
	87,119,339	83,988,384
	986,021,913	986,021,913
	2,262,265,128	2,262,265,128
	50,459,565	2,408,371
	251,418,758	251,418,758
	74,629,265	74,629,265
	1,000,271,951	764,666,015
	216,027,162	122,162,162
	35,425,000	32,500,000
	855,604,296	1,062,410,312
	127,707,496	117,807,496
	24,293,000	22,700,000
	140,722,069	82,722,069
	683,407,792	618,527,731
	178,100,000	130,000,000
	344,879,789	141,823,431
	98,785,000	78,785,000
	1,097,203,530	-
	19,620,000	-
	<b>8,566,913,068</b>	<b>6,867,797,052</b>

Note	Particulars	Amount in Taka	
		30 June 2023	30 June 2022
<b>12.a</b>	<b>Trade &amp; other receivables</b>		
	Trade receivables	306,314,584	181,873,519
	Other receivables (Note - 12a.1)	9,002,796,047	7,618,285,687
		<b>9,309,110,631</b>	<b>7,800,159,206</b>

Trade receivables are unsecured, considered good and recoverable within one year. Classification schedules as required by schedule XI of Companies Act 1994 are as follows:

**Ageing of the above balance is as follows:**

Below 180 days

Above 180 days

306,314,584	181,873,519
-	-
<b>306,314,584</b>	<b>181,873,519</b>

SL. No.	Particulars	Amount in Taka	
		30 June 2023	30 June 2022
I	Trade receivables considered good in respect of which the company is fully secured	306,314,584	181,873,519
II	Trade receivables considered good in respect of which the company holds no security other than the debtor personal security	-	-
III	Trade receivables considered doubtful or bad	-	-
IV	Trade receivables due by any director or other officer of the company	-	-
V	Trade receivables due by common management	-	-
VI	The maximum amount of receivable due by any director or other officer of the company	-	-
	<b>Total</b>	<b>306,314,584</b>	<b>181,873,519</b>

As on 30 June 2023 the company did not make any provision on the trade receivable as was no indication of impairment.

**12a.1 Other receivables & claims**

Claim receivables, insurance & others

Divided receivable

Interest on FDR

Other receivables

Current account with subsidiaries (12a.1.1)

Current account with other related companies (12a.1.2)

4,192,004	6,035,905
8,860,000	4,430,000
467,992	522,317
1,230,374,877	1,230,374,877
372,395,908	372,395,908
7,386,505,267	6,004,526,680
<b>9,002,796,047</b>	<b>7,618,285,687</b>

**12a.1.1 Current account with subsidiaries**

Dutch Bangla Power & Associates Limited.

372,395,908	372,395,908
<b>372,395,908</b>	<b>372,395,908</b>

**12a.1.2 Current account with other related companies**

Orion Properties Ltd.

Orion Power Khulna Ltd.

Orion Power Dhaka Ltd.

Interior Accom Consortium Ltd.

Orion Agro Product Ltd.

Orion Power Unit -2 Dhaka Ltd.

Orion Power Rupsha Ltd.

Digital Power & Associates Ltd.

Orion Hospitals Ltd.

Energon Renewables (BD) Ltd.

Orion Home Appliances Ltd.

SAZKA Natural Care Ltd.

Orion Gas Ltd.

Panbo Bangla Mushroom Ltd

Orion Footwear Ltd.

Orion Tea Company Ltd

Orion Power Sonargaon Ltd

Jafflong Tea Company Ltd.

Orion Knit Textiles Ltd.

Orion Quaderia Textiles Ltd

20,331,532	20,331,532
986,021,913	986,021,913
2,176,336,879	2,176,336,879
107,786,265	107,786,265
243,565,920	243,565,920
965,542,114	1,172,348,130
3,300,000	3,300,000
198,283,531	181,911,496
19,293,000	17,700,000
698,707,792	633,827,731
119,900,000	110,000,000
98,785,000	78,785,000
37,919,339	34,788,384
35,425,000	32,500,000
107,365,000	13,500,000
344,870,789	141,823,431
1,057,300,000	50,000,000
48,051,194	-
19,620,000	-
98,100,000	-
<b>7,386,505,267</b>	<b>6,004,526,680</b>

Note	Particulars	Amount in Taka	
		30 June 2023	30 June 2022
<b>13.</b>	<b>Advances, deposits and prepayments</b>		
	<b>Advances:</b>		
	Advance income tax (Note-13.1)	253,914,819	210,375,679
	Advance imprest money	175,500	117,500
	Advance motor cycle	3,458,142	7,969,236
	Advance - car loan	410,829	1,255,264
	Collection advance	13,848,897	8,172,329
	Advance to C&F agents	2,019,522	336,261
	Advance office rent	5,684,481	5,167,798
	Advance against land purchase	97,260,635	87,260,635
	Advance to employee	12,022,242	118,122,720
	Other advance	261,020,343	219,913,417
	Advance Cash Purchase	558,260	2,640,629
	Advance to Supplier	199,941,771	148,455,963
	Machinery in Transit	552,841,011	686,134,539
		<b>1,403,156,451</b>	<b>1,495,921,970</b>
	<b>Deposits:</b>		
	Earnest money	10,161,960	9,781,938
	Security deposit	48,065,398	45,222,118
	Bank guarantee	60,641,053	113,618,843
	L/C margin	357,916,795	358,461,999
	Lease deposit	2,197,527	2,530,527
		<b>478,982,734</b>	<b>529,615,425</b>
	<b>Prepayments:</b>		
	Insurance premium	235,599	262,995
	Bank gurantee,commission & charge	14,650,965	25,929,644
	Security Service	866,640	-
		<b>15,753,204</b>	<b>26,192,639</b>
		<b>1,897,892,389</b>	<b>2,051,730,034</b>
<b>13.1</b>	<b>Advance income tax</b>		
	Opening balance	210,375,679	166,583,988
	Add: Addition during the year	43,539,139	43,791,691
	Closing balance	<b>253,914,819</b>	<b>210,375,679</b>
<b>13.a</b>	<b>Advances, deposits &amp; prepayments</b>		
	<b>Advances:</b>		
	Advance income tax (Note -13a.1)	251,801,807	208,645,416
	Advance imprest money	175,500	117,500
	Motor cycle advance	3,458,142	7,969,236
	Advance - car loan	410,829	1,255,264
	Collection advance	13,848,897	8,172,329
	Advance to C&F agents	2,019,522	336,261
	Advance office rent	5,684,481	5,167,798
	Advance against land purchase	97,260,635	87,260,635
	Advance to Employee	11,024,569	108,855,027
	Others Advance	1,201,132	94,206
	Advance Cash Purchase	558,260	2,640,629
	Advance Paid to Suppliers	180,182,201	128,492,306
	Machinery in Transit	552,841,011	686,134,539
		<b>1,120,466,986</b>	<b>1,245,141,145</b>



All advances, deposits and prepayments are considered regular and recoverable in the normal course of business.

Note	Particulars	Amount in Taka	
		30 June 2023	30 June 2022
	<b>Deposits</b>		
	Earnest money	10,161,960	9,781,938
	Security deposit	48,065,398	45,222,118
	Bank guarantee	826,677	848,167
	Lease deposit	2,197,527	2,293,027
	L/C Margin & Balance	198,397,892	198,943,096
		<b>259,649,455</b>	<b>257,088,346</b>
		<b>1,380,116,441</b>	<b>1,502,229,491</b>

All advances, deposits and prepayments are considered regular and recoverable in the normal course of business.

<b>13a.1</b>	<b>Advance income tax</b>		
	Opening balance	208,645,416	165,028,566
	Addition during the year	43,156,392	43,616,850
	<b>Closing balance</b>	<b>251,801,807</b>	<b>208,645,416</b>
<b>14.</b>	<b>Fixed deposit with banks</b>		
	Social Islami Bank Limited, Principal Branch, Dhaka	9,890,503	9,409,892
	Agrani Bank Ltd.	28,788,749	22,423,697
	<b>Details have been presented in Annexure -D</b>	<b>38,679,252</b>	<b>31,833,589</b>
<b>15.</b>	<b>Cash &amp; cash equivalents</b>		
	Cash in hand (Note -15.1)	5,340,656	14,677,215
	Cash at B/O account (Note -15.2)	1,864,736	11,956
		<b>7,205,392</b>	<b>14,689,171</b>
	<b>Balance with banks on account</b>		
	Current account	120,723,530	87,105,053
	Short term deposit account	2,178,461	4,340,604
		<b>122,901,991</b>	<b>91,445,657</b>
		<b>130,107,383</b>	<b>106,134,828</b>
<b>15.1</b>	<b>Cash in hand</b>		
	Head office	2,126,672	5,996,261
	Depot office	3,213,984	8,680,954
		<b>5,340,656</b>	<b>14,677,215</b>
<b>15.2</b>	<b>Cash at B/O account</b>		
	Bank Asia Securities Limited.	20,449	6,328
	Jahan Securities Limited.	1,524	1,974
	Lanka Bangla Securities Ltd.	1,842,763	3,654
		<b>1,864,736</b>	<b>11,956</b>
<b>15.a</b>	<b>Cash and cash equivalents</b>		
	Cash in hand (Note -15a.1)	2,794,488	12,041,644
	Cash at B/O account (Note -15a.2)	1,864,736	11,956
		<b>4,659,224</b>	<b>12,053,600</b>
	<b>Cash at Bank:</b>		
	Current account	17,990,295	74,019,426
	Short term deposit account	2,178,461	4,340,604
	<b>Details have been presented in Annexure-E</b>	<b>20,168,756</b>	<b>78,360,030</b>
		<b>24,827,980</b>	<b>90,413,630</b>

Note	Particulars	Amount in Taka	
		30 June 2023	30 June 2022
<b>15a.1</b>	<b>Cash in hand</b>		
	Head office - central cash & main cash	848,253	4,914,168
	Depot office - petty cash	1,946,235	7,127,476
		<b>2,794,488</b>	<b>12,041,644</b>
<b>15a.2</b>	<b>Cash at B/O account</b>		
	Bank Asia Securities Limited	20,449	6,328
	Jahan Securities Limited	1,524	1,974
	Lanka Bangla Securities Ltd.	1,842,763	3,654
		<b>1,864,736</b>	<b>11,956</b>
<b>16.</b>	<b>Share capital</b>		
	<b>Authorized capital</b>		
	500,000,000 ordinary shares of Tk. 10 each	<b>5,000,000,000</b>	<b>5,000,000,000</b>
	<b>Issued, subscribed and paid-up capital</b>		
	234,000,000 ordinary shares of Tk. 10 each	<b>2,340,000,000</b>	<b>2,340,000,000</b>

## Shareholding position of the company

Range of Shareholding	Number of Shareholders	Number of Shares	% of Holding	
			30 June 2023	30 June 2022
Up to 500 Shares	29,417	4,299,807	1.84%	1.37%
501 to 5,000 Shares	11,911	21,354,461	9.13%	5.49%
5001 to 10,000 Shares	1,685	12,420,157	5.31%	3.70%
10,001 to 20,000 Shares	968	13,978,785	5.97%	3.95%
20,001 to above	931	181,946,790	77.76%	85.49%
<b>Total</b>	<b>44,912</b>	<b>234,000,000</b>	<b>100%</b>	<b>100%</b>

Categories of shareholders	Number of Shareholders	Number of Shares	% of Holding	
			30 June 2023	30 June 2022
Sponsors	5	74,841,600	31.98%	31.98%
Foreign Investor	705	2,757,321	1.18%	1.16%
Financial institutions	491	47,669,479	20.37%	28.65%
General public	43,711	108,731,600	46.47%	38.21%
<b>Total</b>	<b>44,912</b>	<b>234,000,000</b>	<b>100%</b>	<b>100%</b>

Orion Power Meghnaghat Limited	Number of Shares	30 June 2023		30 June 2022	
		Face Value	% of Holding	Face Value	% of Holding
Orion Pharma Limited	95,000,000	950,000,000	95.00%	950,000,000	95.00%
Integral Energy Limited	3,000,000	30,000,000	3.00%	30,000,000	3.00%
Jafflong Tea Company Limited	500,000	5,000,000	0.50%	5,000,000	0.50%
Mr. Mohammad Obaidul Karim	500,000	5,000,000	0.50%	5,000,000	0.50%
Mr. Salman Obaidul Karim	600,000	6,000,000	0.60%	6,000,000	0.60%
Mrs. Arzuda Karim	350,000	3,500,000	0.35%	3,500,000	0.35%
Haarhuis Generation B.V.	50,000	500,000	0.05%	500,000	0.05%
<b>Total</b>	<b>100,000,000</b>	<b>1,000,000,000</b>	<b>100%</b>	<b>1,000,000,000</b>	<b>100%</b>

Dutch Bangla Power & Associates Limited	Number of Shares	30 June 2023		30 June 2022	
		Face Value	% of Holding	Face Value	% of Holding
Orion Pharma Limited	6,700,000	67,000,000	67.00%	67,000,000	67.00%
Shenzhen Nanshan Power Co. Ltd.	50,000	500,000	0.50%	500,000	0.50%
Mohammad Obaidul Karim	100,000	1,000,000	1.00%	1,000,000	1.00%
Salman Obaidul Karim	3,087,500	30,875,000	30.88%	30,875,000	30.88%
Orion Tea Company Limited	50,000	500,000	0.50%	500,000	0.50%
Jafflong Tea Co. Limited	2,500	25,000	0.03%	25,000	0.03%
Mrs. Arzuda Karim	10,000	100,000	0.10%	100,000	0.10%
<b>Total</b>	<b>10,000,000</b>	<b>100,000,000</b>	<b>100%</b>	<b>100,000,000</b>	<b>100%</b>

Note	Particulars	Amount in Taka	
		30 June 2023	30 June 2022
<b>17. Reserves</b>			
	Fair value gain/(loss) on investment in associate (Note -17.1)	1,400,700,294	297,107,485
	Fair value gain/(loss) on marketable securities (Note -17.2)	(7,704,833)	(7,235,554)
	Share of other comprehensive income of associate (Note - 17.3)	6,737,875	6,640,485
	Revaluation surplus on property, plant and equipment (Note -17.4)	1,667,479,327	1,681,581,746
		<b>3,067,212,663</b>	<b>1,978,094,161</b>
<b>17.1 Fair value gain on investment in associate</b>			
	Opening balance	297,107,485	218,941,769
	Fair value gain/ (loss) during the year	1,103,592,810	78,165,716
		<b>1,400,700,294</b>	<b>297,107,485</b>
<b>17.2 Fair value gain/(loss) on marketable securities</b>			
	Opening balance	(7,235,554)	(12,027,113)
	Adjustment of sale of marketable securities	(207,749)	(78,114)
	Fair value gain/(loss) on marketable securities (Note - 17.2.1)	(313,672)	5,402,068
	Transferred to deferred tax assets/(liabilities)	52,142	(532,395)
		<b>(7,704,833)</b>	<b>(7,235,554)</b>
<b>17.2.1 Fair value gain/(loss) on marketable securities during the year</b>			
	Unrealized gain/(loss) position (closing)	(8,560,925)	(8,039,504)
	Unrealized gain/(loss) position (opening)	(8,039,504)	(13,363,458)
	<b>Total change during the year</b>	<b>(521,421)</b>	<b>5,323,954</b>
	Fair value adjustment for sale of securities (realized loss)	207,749	78,114
	<b>Unrealized gain/(loss) during the year</b>	<b>(313,672)</b>	<b>5,402,068</b>
<b>17.3 Share of other comprehensive income</b>			
	Opening balance	6,640,485	6,395,201
	Add: Addition during the year	97,390	245,284
		<b>6,737,875</b>	<b>6,640,485</b>
<b>17.4 Revaluation surplus on property, plant &amp; equipment</b>			
	Opening balance	1,681,581,746	1,691,542,515
	Adjustment during the year to retained earnings for depreciation	(15,145,464)	(11,263,959)
	Adjustment of deferred tax on revaluation surplus	1,043,045	1,303,189
		<b>1,667,479,327</b>	<b>1,681,581,746</b>
<b>17.a Reserve</b>			
	Fair value gain on investment in associates (Note - 17a.1)	1,400,700,294	297,107,484
	Fair value gain/(loss) on marketable securities (Note - 17a.2)	(7,704,832)	(7,235,554)
	Share of other comprehensive income (Note - 17a.3)	6,737,875	6,640,485
	Revaluation surplus on property, plant & equipment (Note - 17a.4)	1,310,200,283	1,316,110,872
		<b>2,709,933,620</b>	<b>1,612,623,288</b>
<b>17a.1 Fair value gain on investment in associates</b>			
	Opening balance	297,107,484	218,941,769
	Fair value gain/(loss) during the year	1,103,592,810	78,165,716
		<b>140,070,0294</b>	<b>297,107,484</b>
<b>17a.2 Fair value gain/(loss) on marketable securities</b>			
	Opening balance	(7,235,554)	(12,027,112)
	Adjustment of sale of marketable securities	(207,749)	(78,114)
	Fair value gain/(loss) on marketable securities D/Y (Note - 17a.2.1)	(313,672)	5,402,068
	Transferred to deferred tax assets/(liabilities)	52,142	(532,395)
		<b>(7,704,832)</b>	<b>(7,235,554)</b>

Note	Particulars	Amount in Taka	
		30 June 2023	30 June 2022
<b>17a.2.1 Fair value gain/(loss) on marketable securities during the year</b>			
	Unrealized gain/(loss) position (closing)	(8,560,925)	(8,039,504)
	Unrealized gain/(loss) position (opening)	(8,039,504)	(13,363,458)
	Fair value adjustment for sale of securities realized gain/(loss)	207,749	78,114
	<b>Unrealized gain/(loss) during the year</b>	<b>(313,672)</b>	<b>5,402,068</b>
<b>17a.3 Share of other comprehensive income</b>			
	Opening balance	6,640,485	6,395,201
	Add: Addition during the year	97,390	245,284
		<b>6,737,875</b>	<b>6,640,485</b>
<b>17a.4 Revaluation surplus on property, plant &amp; equipment</b>			
	Opening balance	1,316,110,872	1,323,495,609
	Adjustment during the year to retained earnings for depreciation	(6,953,634)	(8,687,926)
	Adjustment of deferred tax on revaluation surplus	1,043,045	1,303,189
		<b>1,310,200,283</b>	<b>1,316,110,872</b>
<b>18. Retained earnings</b>			
	Opening balance	6,977,538,555	6,400,990,484
	Net profit after tax	640,944,747	846,084,112
	Dividend for the year	(234,000,000)	(280,800,000)
	Adjustment for depreciation on revaluation surplus	15,145,464	11,263,959
	Adjustment for Right of use Assets	698,596	-
		<b>7,400,327,363</b>	<b>6,977,538,555</b>
<b>18.a Retained earnings</b>			
	Opening balance	909,063,184	518,496,227
	Net profit after tax	291,141,682	662,679,032
	Dividend for the year	(234,000,000)	(280,800,000)
	Adjustment for depreciation on revaluation surplus	6,953,634	8,687,926
	Adjustment for Right of use Assets	698,596	-
		<b>973,857,096</b>	<b>909,063,184</b>
<b>19. Non-controlling interest</b>			
	Opening balance	1,456,338,901	1,411,671,307
	Share of operating profit	53,285,969	44,667,594
	Closing balance	<b>1,509,624,870</b>	<b>1,456,338,901</b>
<b>20. Long term loan</b>			
	Syndicated loan and other long term loans (Note 20.1)	21,298,549,267	17,988,038,395
	Current portion of long term loan (Note 20.2)	(490,498,002)	(387,466,840)
		<b>20,808,051,266</b>	<b>17,600,571,555</b>
<b>20.1 Syndicated loan and other long term loans</b>			
	Mashreq bank PSC	523,159,383	2,307,043,344
	Phoenix Finance & Investment Ltd.	76,933,874	161,931,838
	Agrani Bank Ltd. -BMRE	4,282,204,635	3,918,443,387
	Social Islami Bank Ltd	1,356,631,256	1,612,210,873
	Term Loan -SBLIC Agrani Bank Ltd	3,265,200,000	2,536,109,550
	Term Loan Capital Machinery - UPAS L/C	2,511,004,062	2,371,734,657
	AL-Arafa Islami Bank Ltd.	2,086,647,761	2,028,666,719
	ODDO BHF AG Finance	620,346,191	814,318,841
	Rupali Bank Ltd.	2,487,907,174	2,237,579,186
	Janata Bank Ltd. Mothiheel Corpt Br.	4,088,514,931	-
		<b>21,298,549,267</b>	<b>17,988,038,395</b>

Note	Particulars	Amount in Taka	
		30 June 2023	30 June 2022
<b>20.2</b>	<b>Current portion of long term loan</b>		
	Phoenix Finance & Investment Ltd.	76,933,874	61,739,304
	ODDO BHF AG Finance	413,564,128	325,727,536
		<b>490,498,002</b>	<b>387,466,840</b>
<b>20.a</b>	<b>Long term loan</b>		
	Phoenix Finance & Investment Ltd.	76,933,874	161,931,838
	Agrani Bank Ltd. -BMRE	4,282,204,635	3,918,443,387
	Social Islami Bank Ltd.	1,356,631,256	1,612,210,873
	Term Loan -SBLC Agrani Bank Ltd.	3,265,200,000	2,536,109,550
	Term Loan Capital Machinery - UPAS L/C	2,511,004,062	2,371,734,657
	AL-Arafa Islami Bank Ltd.	2,086,647,761	2,028,666,719
	ODDO BHF AG Finance	620,346,191	814,318,841
	Rupali Bank Ltd.	2,487,907,174	2,237,579,186
	Janata Bank Ltd. Mothiheel Corpt Br.	4,088,514,931	-
		<b>20,775,389,884</b>	<b>15,680,995,051</b>
	Less: Current portion of long term loan (Note 20.a.1)	(490,498,002)	(387,466,840)
		<b>20,284,891,883</b>	<b>15,293,528,211</b>
<b>20.a.1</b>	<b>Current portion long term loan</b>		
	Phoenix Finance & Investment Ltd.	76,933,874	61,739,304
	ODDO BHF AG Finance	413,564,128	325,727,536
		<b>490,498,002</b>	<b>387,466,840</b>
<b>21</b>	<b>Lease obligation</b>		
	Phoenix Finance & Investment Ltd.	3,912,209	13,324,838
	Lease obligation (Office rent)	46,353,129	53,604,861
		<b>50,265,338</b>	<b>66,929,699</b>
	Current portion of lease obligation (21.1)	(23,910,351)	(31,664,304)
		<b>26,354,987</b>	<b>35,265,395</b>
<b>21.1</b>	<b>Current portion of lease obligation</b>		
	Phoenix Finance & Investment Ltd.	3,912,209	13,035,912
	Lease obligation (Office rent)	19,998,142	18,628,392
		<b>23,910,351</b>	<b>31,664,304</b>
<b>22</b>	<b>Deferred tax liability</b>		
	Opening balance	122,246,457	138,284,281
	Adjustment for deferred tax expenses /(income) (Note-22.1)	36,544,871	(15,267,031)
	Adjustment for deferred tax on revaluation surplus (Note-22.2)	(1,095,187)	(770,793)
		<b>157,696,141</b>	<b>122,246,457</b>
<b>22.1</b>	<b>Adjustment during the year on deferred tax on PPE</b>		
	Deferred tax liability on PPE (closing)	110,202,966	73,658,095
	Deferred tax liability on PPE (opening)	73,658,095	88,925,125
	<b>Deferred tax expenses/(income)</b>	<b>36,544,871</b>	<b>(15,267,031)</b>

Particular	WDV as at 30 June 2023		Amount in Taka	
	Tax base	Accounting Base	Deferred tax liability as on 30 June 2023	Deferred tax liability as on 30 June 2022
Property, Plant and Equipment (Excluding Land & land development)	2,536,922,526	3,026,713,484	(110,202,966)	(73,658,095)



Note	Particulars	Amount in Taka	
		30 June 2023	30 June 2022
<b>22.2</b>	<b>Adjustment of deferred tax on revaluation Surplus</b>		
	Deferred tax liability on revaluation surplus (Closing) (Note-22.2.1)	47,493,175	48,588,362
	Deferred tax liability on revaluation surplus (Opening)	48,588,362	49,359,155
	<b>Deferred tax expenses/(income)</b>	<b>(1,095,187)</b>	<b>(770,793)</b>

**22.2.1 Adjustment of deferred tax on revaluation Surplus**

Particulars	WDV as at 30 June 2023		Amount in Taka	
	Tax Base	Accounting Base	Deferred Tax Liability as on 30 June 2023	Deferred Tax Liability as on 30 June 2022
Land & land development	-	1,298,728,729	(38,961,862)	(38,961,862)
Factory & office building	-	49,340,554	(7,401,083)	(8,223,426)
Plant & machinery	-	13,242,148	(1,986,322)	(2,207,025)
Marketable securities	-	(8,560,925)	856,093	803,950
<b>Total</b>		<b>1,352,750,505</b>	<b>(47,493,175)</b>	<b>(48,588,362)</b>

**23 Short term loans**

Cash credit (Hypo) Agrani Bank Ltd., WASA Corp. Branch	355,458,213	357,789,664
LTR Agrani Bank Ltd., WASA Corporate Branch	132,977,781	140,712,060
Loan against marketable securities	59,383,349	65,402,545
	<b>547,819,343</b>	<b>563,904,269</b>

**24 Trade and other payables**

Goods suppliers & manufacturer	6,258,680,481	7,301,370,368
Other payable	325,775,771	331,825,333
Current account with inter companies (Note -24.1)	1,019,942,463	139,264,463
	<b>7,604,398,715</b>	<b>7,772,460,164</b>

**24.1 Current account with inter companies**

Orion Capital Ltd.	18,420,000	18,420,000
Orion Power Sonargaon Ltd.	-	25,933,315
Orion Oil & Shipping Ltd.	998,522,463	91,911,148
Orion Ship Management Ltd.	3,000,000	3,000,000
	<b>1,019,942,463</b>	<b>139,264,463</b>

**24.a Trade and other payables**

Goods suppliers & manufacturer	288,744,869	298,385,557
Other payables	63,431,946	91,958,842
	<b>352,176,815</b>	<b>390,344,399</b>

**25 Employee benefits**

Workers welfare fund (Note -25.1)	13,198,802	14,520,404
Bangladesh workers welfare foundation (Note -25.2)	19,897,505	20,098,874
Workers profit participation fund (Note -25.3)	96,300,071	96,769,338
	<b>129,396,378</b>	<b>131,388,616</b>

**25.1 Workers welfare fund**

Opening balance	14,520,403	11,104,537
Add: Addition for the year	4,160,860	5,270,806
Less: Payment during the year	(5,482,461)	(1,854,940)
	<b>13,198,802</b>	<b>14,520,404</b>

**25.2 Bangladesh workers welfare foundation**

Opening balance	20,098,873	14,828,067
Add: Addition for the year	4,160,860	5,270,806
Less: Payment during the year	(4,362,228)	-
	<b>19,897,505</b>	<b>20,098,874</b>

Note	Particulars	Amount in Taka	
		30 June 2023	30 June 2022
<b>25.3 Workers profit participation fund</b>			
	Opening balance	96,769,338	71,297,346
	Add: Addition for the year	33,286,881	42,166,450
	Less: Payment during the year	(33,756,147)	(16,694,458)
		<b>96,300,071</b>	<b>96,769,338</b>
<b>25.a Employee benefits</b>			
	Workers welfare fund (Note -25.a.1)	3,131,342	6,468,388
	Bangladesh workers welfare foundation (Note -25.a.2)	10,970,408	12,046,858
	Workers profit participation fund (Note -25.a.3)	19,395,555	32,353,216
		<b>33,497,305</b>	<b>50,868,462</b>
<b>25.a.1 Workers welfare fund</b>			
	Opening balance	6,468,388	4,192,885
	Add: Addition for the year	2,145,415	4,130,443
	Less: Payment during the year	(5,482,461)	(1,854,940)
		<b>3,131,342</b>	<b>6,468,388</b>
<b>25.a.2 Bangladesh workers welfare foundation</b>			
	Opening balance	12,046,858	7,916,415
	Add: Addition for the year	2,145,415	4,130,443
	Less: Payment during the year	(3,221,865)	-
		<b>10,970,408</b>	<b>12,046,858</b>
<b>25.a.3 Workers profit participation fund</b>			
	Opening balance	32,353,216	16,004,131
	Add: Addition for the year	17,163,319	33,043,543
	Less: Payment during the year	(30,120,979)	(16,694,458)
		<b>19,395,555</b>	<b>32,353,216</b>
WPPF is charged @ 5% of net profit before tax as per labour law Act 2006 (Amended in 2013 ), whereas 80% is allocated to "Workers profit participation fund", 10% to "workers welfare fund" and 10% to "Bangladesh workers welfare foundation".			
<b>26. Accrued expenses</b>			
	Salary and wages payable	96,427,176	88,775,113
	Director remuneration payable	11,338,888	8,924,996
	Depot expenses payable	300,000	2,002,320
	Telephone & mobile bill payable	6,799,734	5,719,829
	Payable for final settlement of employee	9,533,036	8,424,487
	Utilities payable	14,732,584	10,378,399
	Provision for income tax (Note 26.1)	435,261,135	398,615,158
	Corporate governance audit fees	69,000	69,000
	Statutory Audit fees	1,435,000	1,380,000
	Interest payable on Mashreq Dubai	-	8,346,572
	Retention money	3,618,657	3,618,657
	Interest payable on Phonix Finance and Investment Ltd.	-	30,008
		<b>579,515,209</b>	<b>536,284,541</b>
<b>26.1 Provision for income tax</b>			
	Opening balance	398,615,158	262,748,141
	Add: Addition during the year	110,522,211	187,979,580
		<b>509,137,370</b>	<b>450,727,721</b>
	Less: Previous year tax paid	(73,876,235)	(52,112,563)
		<b>435,261,134</b>	<b>398,615,158</b>

Note	Particulars	Amount in Taka	
		30 June 2023	30 June 2022
<b>26.a</b>	<b>Accrued expenses</b>		
	Salary and wages payable	74,578,312	67,392,762
	Director remuneration payable	300,000	300,000
	Depot expenses payable	2,135,555	2,002,320
	Telephone & mobile bill payable	6,799,734	5,719,829
	Payable for final settlement of employee	9,533,036	8,424,487
	Utilities payable	14,732,584	10,378,399
	Provision for income tax (Note - 26.a.1)	435,261,134	398,615,158
	Statutory Audit fees	690,000	690,000
	Corporate governance audit fees	69,000	69,000
		<b>544,099,355</b>	<b>493,591,956</b>
	These are unsecured & is payable within one year.		
<b>26.a.1</b>	<b>Provision for income tax</b>		
	Opening balance	398,615,158	262,748,140
	Add: Addition during the year	110,522,211	187,979,580
		<b>509,137,370</b>	<b>450,727,721</b>
	Less: Previous year tax paid	(73,876,235)	(52,112,563)
	<b>Closing balance</b>	<b>435,261,134</b>	<b>398,615,158</b>
<b>27.</b>	<b>Revenue from net sales</b>		
	Local sales	2,856,802,178	2,871,331,028
	Export sales	199,753,567	123,836,330
	Revenue from power generation (Note-27.1)	10,870,040,318	6,666,442,504
		<b>13,926,596,063</b>	<b>9,661,609,862</b>
<b>27.1</b>	<b>Revenue from power generation</b>		
	Reference rental price	-	71,122,581
	Reference energy price (variable - O&M)	2,011,360,352	901,738,071
	HFO received from OOSL	8,857,020,444	5,698,869,620
	Foreign exchange gain /(loss)	1,659,521	(5,287,768)
		<b>10,870,040,318</b>	<b>6,666,442,504</b>
<b>27.a</b>	<b>Revenue from net sales</b>		
	Local sales	2,856,802,178	2,871,331,028
	Export sales	199,753,567	123,836,330
		<b>3,056,555,745</b>	<b>2,995,167,358</b>
<b>28.</b>	<b>Cost of goods sold</b>		
	Raw materials consumed (Note - 28.1)	618,210,187	537,490,498
	Packing materials consumed (Note - 28.2)	291,116,312	279,814,621
	Work in process - opening	26,026,206	31,834,113
	Work in process - closing	(44,363,408)	(26,026,206)
	<b>Total consumption</b>	<b>890,989,297</b>	<b>823,113,025</b>
	Factory overhead (Note - 28.3)	564,821,981	561,665,818
	<b>Cost of goods manufactured</b>	<b>1,455,811,278</b>	<b>1,384,778,844</b>
	Add: Opening stock of finished goods	120,192,373	92,875,945
	<b>Cost of goods available for sale</b>	<b>1,576,003,650</b>	<b>1,477,654,788</b>
	Less: Closing stock of finished foods	(180,080,462)	(120,192,373)
	Less: Cost of physician sample	(16,615,858)	(7,329,606)
	<b>Cost of goods sold</b>	<b>1,379,307,331</b>	<b>1,350,132,809</b>

Note	Particulars	Amount in Taka	
		30 June 2023	30 June 2022
<b>28.1</b>	<b>Raw materials consumed</b>		
	Opening stock	336,815,123	153,608,779
	Add: Purchase during the year	616,195,435	720,696,841
	Goods Available for use	953,010,557	874,305,620
	Less: Closing stock	(334,800,370)	(336,815,123)
	<b>Consumed during the year</b>	<b>618,210,187</b>	<b>537,490,498</b>
<b>28.2</b>	<b>Packing materials consumed</b>		
	Opening stock	101,676,205	43,386,793
	Add: Purchase during the year	338,914,763	338,104,033
	Goods available for use	440,590,968	381,490,826
	Less: Closing stock	(149,474,656)	(101,676,205)
	<b>Consumed during the year</b>	<b>291,116,312</b>	<b>279,814,621</b>
<b>28.3</b>	<b>Factory overhead</b>		
	Salaries, wages & other allowances	159,960,599	154,816,284
	Travelling & conveyance	7,117,388	5,948,206
	Entertainment	3,339,574	7,378,720
	Worker's food expenses	15,144,092	19,582,649
	Uniform, liveries & others	480,966	526,083
	Utilities	122,408,484	87,362,668
	Cleaning & washing	969,715	940,726
	Carrying inward	802,411	905,953
	Postage, telephone & others	414,808	479,179
	Fuel & lubricants	5,606,460	5,423,502
	Fees & taxes	1,136,655	1,285,929
	Books & periodicals	1,230	26,530
	Printing & stationery	5,564,189	6,124,505
	Insurance premium	1,044,080	172,124
	Repair & maintenance	9,059,432	9,614,813
	Depreciation (Annexure-A & B )	193,598,255	237,584,416
	Research & development	1,601,927	1,499,034
	Spare parts	34,463,666	19,536,072
	Security services	2,108,049	2,458,426
		<b>564,821,981</b>	<b>561,665,818</b>
<b>29.</b>	<b>Cost of power generation</b>		
	Opening balance	408,653,749	406,517,746
	Add: Purchase during the year (Note- 29.1)	9,458,310,033	5,992,446,887
		9,866,963,782	6,398,964,633
	Less: Closing balance	(186,808,116)	(408,653,749)
		9,680,155,666	5,990,310,884
	Add : Plant overhead (Note- 29.2)	586,968,415	346,969,077
		<b>10,267,124,081</b>	<b>6,337,279,961</b>
<b>29.1</b>	<b>Purchase of raw materials</b>		
	Mobil & chemical	160,409,688	78,015,810
	HFO - OOSL	9,297,900,345	5,914,431,077
		<b>9,458,310,033</b>	<b>5,992,446,887</b>

Note	Particulars	Amount in Taka	
		30 June 2023	30 June 2022
<b>29.2</b>	<b>Plant overhead</b>		
	O & M service	88,596,007	56,517,188
	Salaries & allowances	140,593,815	134,582,403
	Repair & maintenance	40,724,723	33,697,514
	Travelling & conveyance	17,521,194	12,437,755
	Depreciation	292,909,823	97,114,329
	Land rent	6,263,213	3,070,682
	Insurance	359,639	404,209
	Foreign exchange gain/(loss)	-	9,144,997
		<b>586,968,415</b>	<b>346,969,077</b>
<b>30.</b>	<b>General and administrative expenses</b>		
	Salaries, allowances & bonus	202,501,631	172,390,286
	Directors' remuneration	20,400,000	20,400,000
	Meeting attendance Fee	1,089,000	616,000
	Fuel & lubricants	9,848,537	8,849,264
	Travelling & conveyance	5,047,844	5,275,848
	Entertainment	5,693,012	8,461,509
	Cleaning & washing	5,392,756	7,946,286
	Utilities	15,157,129	19,423,334
	Postage, telephone & others	6,415,754	7,510,161
	Bank charges & commission	2,316,305	4,862,232
	Fees & taxes	20,631,777	9,045,161
	Fooding expenses	26,036,670	21,197,959
	Software consultancy & others	5,117,586	6,270,535
	Books & periodicals	125,400	23,128
	Printing & stationery	7,345,340	6,395,680
	Repair & maintenance	4,962,153	4,583,800
	Depreciation (Annexure-A & B )	82,023,564	124,840,564
	Statutory audit fees	1,435,000	1,380,000
	Corporate governance audit fees	69,000	69,000
	Annual listing & other fees	1,200,000	1,200,000
	Overseas travel & training expenses	8,664,667	8,985,502
	Insurance premium	1,337,471	1,987,091
	Miscellaneous expenses	174,800	168,401
	AGM expenses	1,276,925	1,834,675
	Security services	11,262,328	11,968,880
	Advertisement & publicity	1,245,818	1,725,768
	Corporate social responsibility (CSR)	2,610,000	3,780,660
		<b>449,380,467</b>	<b>461,191,722</b>
<b>30.a</b>	<b>General and administrative expenses</b>		
	Salaries, allowances & bonus	202,501,631	172,390,286
	Directors' remuneration	3,600,000	3,600,000
	Meeting attendance fee	1,089,000	616,000
	Fuel & lubricants	9,848,537	8,849,264
	Travelling & conveyance	5,047,844	5,275,848
	Entertainment	3,239,574	7,018,783
	Cleaning & washing	5,392,756	7,946,286
	Utilities	14,131,694	18,223,670
	Postage, telephone & others	4,706,243	5,562,875
	Bank charges & commission	2,316,305	4,862,232
	Fees & taxes	4,216,453	4,636,654
	Fooding expenses	14,028,767	10,213,412



Note	Particulars	Amount in Taka	
		30 June 2023	30 June 2022
	Software consultancy & others	3,794,986	4,225,195
	Books & periodicals	49,714	23,128
	Printing & stationery	7,143,480	5,814,322
	Repair & maintenance	4,962,153	4,583,800
	Depreciation (Annexure-A & B )	82,023,564	124,840,564
	Statutory audit fees	690,000	690,000
	Corporate governance audit fees	69,000	69,000
	Annual listing & other fees	1,200,000	1,200,000
	Overseas travel & training expenses	8,664,667	8,985,502
	Insurance premium	1,337,471	1,987,091
	Miscellaneous expenses	174,800	168,401
	AGM expenses	1,276,925	1,834,675
	Security services	2,747,291	2,949,288
	Advertisement & publicity	1,245,818	1,365,768
	Corporate social responsibility (CSR)	2,610,000	3,308,000
		<b>388,108,673</b>	<b>411,240,042</b>
<b>31.</b>	<b>Selling and distribution expenses</b>		
	Salaries, allowances & bonus	559,527,769	544,416,525
	Field force TA/DA	42,357,164	39,514,533
	Printing & stationery	19,172,326	18,524,518
	Postage, telephone & others	14,858,296	17,313,667
	Fooding expenses	5,583,695	4,223,914
	Product renewal & development	3,147,039	4,537,863
	Software consultancy & others	5,692,500	5,692,500
	Training & conference	7,761,793	8,474,732
	Repair & maintenance	664,663	992,837
	Travelling & conveyance	4,577,938	4,156,267
	Bank charges & commission	1,721,860	1,368,220
	Carrying & distribution expenses	33,885,311	38,770,739
	Entertainment	1,619,787	3,599,376
	Promotional materials	17,187,025	15,714,935
	Sample expenses	16,615,858	9,772,808
	Export expenses	6,476,616	8,246,486
	Depreciation (Annexure-A & B )	32,588,293	38,908,930
	Fuel & lubricants	4,591,347	4,075,632
	Fees & taxes	2,241,942	465,239
	Overseas travelling & training	5,814,878	5,990,335
	Security services	2,237,184	2,466,195
	Utilities	1,651,561	1,578,135
	Insurance premium	2,306,802	1,530,389
	Books & periodicals	14,000	3,420
	Advertisement & publicity	2,097,780	2,211,253
	Cleaning & washing	1,818,204	2,628,744
		<b>796,211,631</b>	<b>785,178,192</b>
<b>32.</b>	<b>Financial expense</b>		
	Agrani Bank Limited, Cash Credit ( H )	30,746,311	31,417,174
	Agrani Bank Limited, LTR	12,560,791	12,731,417
	Phoenix Finance & Investments Ltd.	16,780,553	21,283,116
	Meridian Finance & Investment Ltd.	-	46,019
	Finance cost on lease obligation (Office rent)	3,780,729	4,693,018
	Bank charge, commission & fees	39,779,439	100,944,424
	Interest on Long Term Borrowing	84,419,559	103,061,042
		<b>188,067,382</b>	<b>274,176,210</b>

Note	Particulars	Amount in Taka	
		30 June 2023	30 June 2022
<b>32a</b>	<b>Financial expenses</b>		
	Agrani Bank Limited, Cash Credit ( H )	30,746,311	31,417,174
	Agrani Bank Limited, LTR	12,560,791	12,731,417
	Phoenix Finance & Investments Ltd.	16,381,575	21,254,949
	Meridian Finance & Investment Ltd.	-	46,019
	Finance cost on lease obligation (Office rent)	3,780,729	4,693,018
	Bank Commision, Fees, VAT and Other Charges	6,197,018	34,479,867
		<b>69,666,424</b>	<b>104,622,444</b>
<b>33.</b>	<b>Interest &amp; other income</b>		
	Interest on FDR	2,102,475	1,585,115
	Interest income	88,657	635,539,557
	Dividend income	1,114,020	1,189,423
	Others Income	8,905,458	8,394,290
	Cash Incentive from export sales	13,965,000	5,808,000
	Gain/(loss) on sale of marketable securities (Note 33a.1)	207,749	78,114
	Gain / (loss) on foreign exchange fluctuations	892,068	623,853
		<b>27,275,427</b>	<b>653,218,351</b>
<b>33a</b>	<b>Interest &amp; other income</b>		
	Interest on FDR	2,102,475	1,585,115
	Interest income	88,657	505,720,346
	Dividend income	1,114,020	1,189,423
	Others Income	8,905,458	8,394,290
	Cash Incentive from export sales	13,965,000	5,808,000
	Gain/(loss) on sale of marketable securities (Note 33a.1)	207,749	78,114
	Gain / (loss) on foreign exchange fluctuations	892,068	623,853
		<b>27,275,427</b>	<b>523,399,140</b>
<b>33a.1</b>	<b>Income on sale of marketable securities</b>		
	Gain/(loss) on sale of marketable securities	209,659	80,064
	Interest on portfolio credit and others	(1,910)	(1,950)
		<b>207,749</b>	<b>78,114</b>
<b>34.</b>	<b>Current tax</b>		
	Profit before tax	429,082,964	826,088,581
	Add: Accounting depreciation	308,210,113	401,333,910
	Less: Tax depreciation	(196,651,824)	(374,266,453)
	Expenses for Depot House Rent	(26,323,615)	-
	Taxable income	<b>514,317,638</b>	<b>853,156,038</b>

**Income tax provision**

Particulars	Taxable income	Taxable Amount	
		30 June 2023	30 June 2022
22.50 % income tax on taxable profit	466,612,125	104,987,728	183,210,103
Half of 22.50 % income tax on export net profit	32,626,493	3,915,179	3,950,793
Cash Incentive from Export Sales	13,965,000	1,396,500	580,800
20% income tax on dividend received	1,114,020	222,804	237,885
<b>Total</b>	<b>514,317,638</b>	<b>110,522,211</b>	<b>187,979,580</b>

**Minimum tax****Calculation of gross receipt**

Revenue from net sales	3,056,555,745	2,995,167,358
------------------------	---------------	---------------

**Other income**

Interest on FDR	2,102,475	1,585,115
Interest Income	88,657	505,720,346
Dividend income	1,114,020	1,189,423
Others Income	8,905,458	8,394,290
Cash Incentive from export sales	13,965,000	5,808,000

Note	Particulars	Amount in Taka	
		30 June 2023	30 June 2022
	Gain/(loss) on sale of marketable securities	207,749	78,114
	Gain / (loss) on foreign exchange fluctuations	892,068	623,853
	<b>Total Gross Receipts</b>	<b>3,083,831,173</b>	<b>3,518,566,497</b>
	<b>Minimum Tax (0.60% On Total Gross Receipts)</b>	<b>18,502,987</b>	<b>21,111,399</b>
	<b>Tax provision whichever is higher</b>	<b>110,522,211</b>	<b>187,979,580</b>

Income tax provision is higher between tax at regular rate on income and minimum tax on gross receipts U/S 163 of ITA 2023. Hence tax at regular rate is accounted for as it is higher than the minimum tax.

<b>35</b>	<b>Earnings per share (EPS)</b>		
	The computation is given below:		
	Net profit after tax	640,944,747	846,084,112
	Ordinary shares outstanding during the year	234,000,000	234,000,000
	<b>Earning per share</b>	<b>2.74</b>	<b>3.62</b>
<b>35a</b>	<b>Earnings per share</b>		
	The computation is given below:		
	Net profit after tax	291,141,682	662,679,032
	Ordinary shares outstanding during the year	234,000,000	234,000,000
	<b>Earnings per share</b>	<b>1.24</b>	<b>2.83</b>

During the reporting year the company did not issue any share. Hence there is no required to calculate weighted average ordinary share.

- 36.** Clause No. 5 (2) (e) of Notification No. BSEC/CMRRCD/2006-158/208/Admin/81, Dated: 20 June 2018: Reconciliation of Net operating cash flow under Indirect Method:

Particulars	30-Jun-2023	30-Jun-2022
<b>Net profit before tax</b>	832,171,998	1,054,161,256
Workers profit participation fund	21,454,148	41,304,429
Interest & other income	(26,383,359)	(522,775,287)
Financial expenses	188,067,381	144,356,997
Depreciation	601,119,936	498,448,238
Increase/(Decrease) in inventory	45,450,682	(263,323,224)
Increase/(Decrease) in receivables	1,004,290,939	(2,841,046,673)
Increase/(Decrease) in advance deposit & prepayments	258,138,726	(113,569,843)
Increase/(Decrease) in employee benefit	(23,456,385)	(7,145,764)
Increase/(Decrease) in payable	(327,194,174)	3,226,296,623
Increase/(Decrease) in accrued expenses	37,438,610	41,418,609
Income taxes paid	(117,032,627)	(95,729,413)
Foreign exchange gain/(loss)	(892,068)	(623,853)
<b>Net cash flows from operating Activities</b>	<b>2,493,173,807</b>	<b>1,161,772,097</b>
<b>36.1 Net Operating Cash Flows Per Share (NOCFPS)</b>	<b>10.65</b>	<b>4.96</b>

- 36a** Clause No. 5 (2) (e) of Notification No. BSEC/CMRRCD/2006-158/208/Admin/81 Dated: 20 June 2018: Reconciliation of Net operating cash flow under Indirect Method:

<b>Net profit before tax</b>	429,082,964	826,088,581
Workers profit participation fund	21,454,148	41,304,429
Interest & other income	(26,383,359)	(522,775,287)
Financial expenses	69,666,424	104,622,444
Depreciation	308,210,113	401,333,910
Increase/(Decrease) in inventory	(208,091,258)	(269,487,850)
Increase/(Decrease) in receivables	(124,441,065)	(20,846,735)
Increase/(Decrease) in advance, deposit & prepayments	226,414,133	5,608,127
Increase/(Decrease) in employee benefit	(38,825,305)	(18,549,398)
Increase/(Decrease) in payable	(38,167,584)	88,383,918
Increase/(Decrease) in accrued expenses	13,861,424	21,564,652
Income taxes paid	(117,032,627)	(95,729,413)
Foreign Exchange Gain/(Loss)	(892,068)	(623,853)
<b>Net cash flow from operating activities</b>	<b>514,855,941</b>	<b>560,893,524</b>
<b>36a.1 Net Operating Cash Flows Per Share (NOCFPS)</b>	<b>2.20</b>	<b>2.40</b>

### 37. Segmental information

The Group's operational segments are pharmaceuticals, power, and investments. The operational segments results are as follows:

Particulars	Pharmaceuticals	Power	Totals
Revenue from sales	3,056,555,745	10,870,040,318	13,926,596,063
Expenses	(2,563,627,636)	(10,328,395,875)	(12,892,023,510)
<b>Segment Result</b>	<b>492,928,110</b>	<b>541,644,443</b>	<b>1,034,572,553</b>
<b>Capital expenditure</b>			
Additions to property, plant & equipment	67,936,618	5,421,234	73,357,852
<b>Other segment information</b>			
Interest & other income	27,275,427	-	27,275,427
Financial Expenses	(69,666,424)	(118,400,958)	(188,067,382)
Provision for income tax	(110,522,211)	-	(110,522,211)
Share of profit from associate	9,125,800	-	9,125,800
Depreciation expenses	(308,210,113)	(292,909,824)	(601,119,937)
<b>Segment assets</b>	<b>35,206,810,940</b>	<b>17,732,871,860</b>	<b>52,939,682,801</b>
<b>Segment liabilities</b>	<b>22,555,524,106</b>	<b>8,050,101,773</b>	<b>30,605,625,879</b>

### 38. Related party transactions

**38.1** The Company has entered into transactions with other entities that fall within the definition of related party as contained in IAS-24 "Related Party Disclosures". The Company opines that terms of related party transactions do not significantly differ from those that could have been obtained from third parties. Total transactions of the significant related parties as at 30 June 2023 are as follows:

Name of Related Party	Relationship	Nature of Transaction	Opening Balance as on 01 July 2022	Addition	Adjustment	Closing Balance as on 30 June 2023
Orion Power Meghnaghat Ltd. (95,000,000 Ordinary Shares @ TK. 10 Each)	Subsidiary	Investment in Shares	95,00,00,000	-	-	95,00,00,000
Dutch Bangla Power & Associates Ltd. (6,700,000 Ordinary Shares @ TK. 10 Each)	Subsidiary	Investment in Shares	6,70,00,000	-	-	6,70,00,000
Orion Infusion Ltd. (44,30,000 Ordinary Shares @ TK. 10 each)	Associate	Investment in Shares	4,43,00,000	-	-	4,43,00,000
Orion Power Khulna Ltd. (50,000 Ordinary Shares @ TK. 10 each)	Trade Investment	Investment in Shares	5,00,000	-	-	5,00,000
Orion Power Dhaka Ltd. (50,000 Ordinary Shares @ TK. 10 each)	Trade Investment	Investment in Shares	5,00,000	-	-	5,00,000
Orion Infrastructure Ltd. (200,000,000 Ordinary Shares @ TK. 10 each)	Trade Investment	Investment in Shares	2,11,72,09,676	-	-	2,11,72,09,676
Orion Power Unit - 2 Dhaka Ltd. (178,500 Ordinary Shares @ TK. 10 each)	Trade Investment	Investment in Shares	17,85,000	-	-	17,85,000
Dutch Bangla Power & Associate Ltd.	Subsidiary	Inter Company Current A/C	37,23,95,908	-	-	37,23,95,908
Orion Properties Ltd.	Common Director/ Shareholders	Inter Company Current A/C	2,03,31,532	-	-	2,03,31,532
Orion Power Khulna Ltd.	Trade Investment	Inter Company Current A/C	98,60,21,913	-	-	98,60,21,913
Orion Power Dhaka Ltd.	Trade Investment	Inter Company Current A/C	2,17,63,36,879	-	-	2,17,63,36,879
Orion Agro Product Ltd.	Common Director/ Shareholders	Inter Company Current A/C	24,35,65,920	-	-	24,35,65,920
Interior Accom Consortium Ltd.	Common Director/ Shareholders	Inter Company Current A/C	10,77,86,265	-	-	10,77,86,265
Orion Power Unit - 2 Dhaka Ltd.	Common Director/ Shareholders	Inter Company Current A/C	1,17,23,48,130	-	(20,68,06,016)	96,55,42,114
Orion Power Rupsha Ltd.	Inter Company	Inter Company Current A/C	33,00,000	-	-	33,00,000
Digital Power & Associates Ltd.	Inter Company	Inter Company Current A/C	18,19,11,496	1,63,72,034	-	19,82,83,531
Orion Hospitals Ltd.	Inter Company	Inter Company Current A/C	1,77,00,000	15,93,000	-	1,92,93,000
Energon Renewables (BD) Ltd.	Inter Company	Inter Company Current A/C	63,38,27,731	6,48,80,061	-	69,87,07,792
Orion Home Appliances Ltd.	Inter Company	Inter Company Current A/C	11,00,00,000	99,00,000	-	11,99,00,000
SAZKA Natural Care Ltd.	Inter Company	Inter Company Current A/C	7,87,85,000	2,00,00,000	-	9,87,85,000
Kohinoor Chemical Co. (BD) Ltd.	Inter Company	Trading Goods	(14,49,948)	13,91,000	(92,92,761)	(93,51,710)
Orion Gas Ltd.	Inter Company	Inter Company Current A/C	3,47,88,384	31,30,954.56	-	3,79,19,339
Panbo Bangla Mushroom Ltd	Inter Company	Inter Company Current A/C	3,25,00,000	29,25,000.00	-	3,54,25,000
Orion Footwear Ltd.	Inter Company	Inter Company Current A/C	1,35,00,000	9,38,65,000	-	10,73,65,000
Orion Tea Company Ltd	Inter Company	Inter Company Current A/C	14,18,23,431	20,30,47,358	-	34,48,70,789
Orion Power Sonargaon Ltd	Inter Company	Inter Company Current A/C	5,00,00,000	1,00,73,00,000	-	1,05,73,00,000
Jafflong Tea Company Ltd.	Inter Company	Inter Company Current A/C	-	4,80,51,194	-	4,80,51,194
Orion Knit Textiles Ltd.	Inter Company	Inter Company Current A/C	-	1,96,20,000	-	1,96,20,000
Orion Quaderia Textiles Ltd	Inter Company	Inter Company Current A/C	-	9,81,00,000	-	9,81,00,000
<b>Total:</b>			<b>9,55,67,67,317</b>	<b>1,59,01,75,602</b>	<b>(21,60,98,777)</b>	<b>10,93,08,44,141</b>

\* All related party transaction have complied with the BSEC (notification no. BSEC/CMRRCD/ 2009-193/Admin / 103 dated February 5, 2020) during the financial year.

### 38.2 Payments/ Perquisites to Key Management Personnel

i) Payments/perquisites to key management personnel during the year are disclosed below:

Particulars	Amount in Taka	
	2022-2023	2021-2022
Basic Salary	10,943,423	12,479,870
House rent	5,471,721	6,241,606
Medical Allowance	818,758	1,056,400
Conveyance	684,806	884,600
Other Allowance	1,938,424	2,339,900
Bonus	2,788,825	2,001,200
Profit Participation Fund	778,625	921,900
C.P.F. (Employer)	974,351	1,088,406
LFA	660,153	432,332
<b>Total</b>	<b>25,059,086</b>	<b>27,446,214</b>

ii) During the year board meeting attendance fees were paid to the directors.



**39. Production capacity**

Item	Unit	Production Capacity		Yearly Production		Capacity Utilization	
		2023	2022	2023	2022	2023	2022
Tablet & capsule	Million Pcs	763.69	763.69	674.13	660.59	88.27%	86.50%
Oral liquid, injection, powder for suspension, cream & ointment	Million Pcs	26.05	26.05	19.59	19.20	75.22%	73.71%

**40. General****40.1 Capital expenditure commitment**

There was no capital expenditure contracted but not incurred or provided as on 30 June 2023 and material capital expenditure authorized by the board.

**40.2 Claims not acknowledged**

There is no claim against the company not acknowledged as debt as on 30 June 2023

**40.3 Credit facilities not availed**

There is no credit facilities available to the company as on 30 June 2023 under any contract, other than trade credit available in the ordinary course of business.

**40.4 Director's responsibility statements**

The Board of Directors take the responsibility for the preparation and presentation of these financial statements.

**40.5 Commission, brokerage or discount agents sales:**

No commission, brokerage or discount was incurred or paid by the company against sales during the period from 1 July 2022 to 30 June 2023.

**40.6 Employee details**

i) During the year, there were 2,342 employees employed for the full year and 496 employees less than the full year at a remuneration of Taka 3,000 per month and above.

ii) At the end of the period, there were 2,716 employees in the Company.

**40.7 Rounding off**

Amounts appearing in these financial statements have been rounded off to the nearest Taka and, wherever considered necessary.

**41 Events after the reporting period**

**41.1** The Board of Directors meeting held on 12 November 2023 had recommended 10% cash dividend for the year ended 30 June 2023 for placement before the Shareholder's for approval at 58<sup>th</sup> AGM of the company.

**41.2** Except the facts above, there was no material event after the reporting date that is adjusting/ non adjusting event came to management attention which may be needful to be disclosed for the stakeholders.

  
Managing Director

  
Director

  
Chief Financial Officer

  
Company Secretary

**ORION PHARMA LIMITED AND ITS SUBSIDIARIES**  
**SCHEDULE OF PROPERTY, PLANT AND EQUIPMENT**  
**As at 30 June 2023**

Annexure-A. 1

Amount in Taka								
Particulars	Written down value as at 01 July 2022	Additions during the year	Sale /Disposal During the year	Closing Balance as on 30 June 2023	Rate of Dep.(%)	Adjustment	Depreciation charged during the year	Written down value as at 30 June 2023
Land & land development	3,13,46,63,896	-	(5,08,300)	3,13,41,55,596	-	-	-	3,13,41,55,596
Factory & office building	1,88,17,10,357	3,46,940	-	1,88,20,57,297	10%		17,62,39,908	1,70,58,17,388
Plant & machinery	6,13,35,72,454	85,66,378	-	6,14,21,38,832	10%		34,45,29,302	5,79,76,09,530
Furniture & fixtures	7,11,53,464	22,75,008	-	7,34,28,472	10%	-	73,42,847	6,60,85,624
Office equipment	10,28,49,900	1,89,42,414	-	12,17,92,314	10%		1,21,79,231	10,96,13,083
Vehicles	1,77,12,461	4,28,78,357	(5,69,757)	6,00,21,061	10%		67,79,481	5,32,41,581
Laboratory equipment	3,15,07,999	-	-	3,15,07,999	10%	-	31,50,800	2,83,57,199
Road & Road Development	56,94,02,372	3,48,755	-	56,97,51,127	2%		1,13,95,023	55,83,56,105
<b>Sub-total:</b>	<b>11,94,25,72,902</b>	<b>7,33,57,852</b>	<b>(10,78,057)</b>	<b>12,01,48,52,697</b>		-	<b>56,16,16,592</b>	<b>11,45,32,36,105</b>
<b>At Revaluation</b>								
Land & land development	1,59,96,75,401	-		1,59,96,75,401			-	1,59,96,75,401
Factory & office building	6,67,57,066	-		6,67,57,066	10%		60,78,996	6,06,78,070
Plant & machinery	18,55,66,380	-	-	18,55,66,380	10%		1,00,13,994	17,55,52,387
<b>Sub-total:</b>	<b>1,85,19,98,848</b>	<b>-</b>	<b>-</b>	<b>1,85,19,98,848</b>			<b>1,60,92,990</b>	<b>1,83,59,05,858</b>
<b>Leased Assets</b>								
Vehicle	3,18,42,182	-	-	3,18,42,182	10%		31,84,218	2,86,57,964
<b>Sub-total:</b>	<b>3,18,42,182</b>	<b>-</b>	<b>-</b>	<b>3,18,42,182</b>		-	<b>31,84,218</b>	<b>2,86,57,964</b>
<b>Total 2022-2023</b>	<b>13,82,64,13,931</b>	<b>7,33,57,852</b>	<b>(10,78,057)</b>	<b>13,89,86,93,727</b>	<b>-</b>	<b>-</b>	<b>58,08,93,800</b>	<b>13,31,77,99,927</b>
<b>Total 2021-2022</b>	<b>14,21,98,21,108</b>	<b>8,34,27,459</b>	<b>(40,00,100)</b>	<b>14,29,92,48,468</b>	<b>-</b>	<b>-</b>	<b>47,28,34,536</b>	<b>13,82,64,13,931</b>

**ORION PHARMA LIMITED**  
**Schedule of Property, Plant and Equipment**  
**As at 30 June 2023**

		Annexure-A.2				
		Amount in Taka				
SL. No.	Particulars	Written down value as at 01 July 2022	Addition during the year	Disposal / sale	Balance as on 30 June 2023	Rate
1	Land & land development	2,88,21,29,630	-	(5,08,300)	2,88,16,21,330	-
2	Factory & office building	1,64,23,93,934	3,46,940	-	1,64,27,40,874	10%
3	Plant & machinery	73,98,80,812	85,66,378	-	74,84,47,190	10%
4	Furniture & fixtures	7,11,39,687	22,75,008	-	7,34,14,695	10%
5	Office equipment	9,80,75,076	1,80,77,864	-	11,61,52,941	10%
6	Vehicles	1,44,95,401	3,83,21,673	(5,69,757)	5,22,47,317	10%
7	Laboratory equipment	3,15,07,999	-	-	3,15,07,999	10%
8	Road & Road Development	56,94,02,372	3,48,755	-	56,97,51,127	2%
<b>A. Sub-Total</b>		<b>6,04,90,24,911</b>	<b>6,79,36,618</b>	<b>(10,78,057)</b>	<b>6,11,58,83,472</b>	

**At revaluation**

1	Land & land development	1,29,87,28,729	-	-	1,29,87,28,729	-
2	Factory & office building	5,48,22,838	-	-	5,48,22,838	10%
3	Plant & machinery	1,47,13,497	-	-	1,47,13,497	10%
<b>B. Sub-Total</b>		<b>1,36,82,65,065</b>	<b>-</b>	<b>-</b>	<b>1,36,82,65,064</b>	

**Lease**

1	Vehicles Lease	3,18,42,181	-	-	3,18,42,181	10%
<b>Sub-total:</b>		<b>3,18,42,181</b>	<b>-</b>	<b>-</b>	<b>3,18,42,181</b>	<b>-</b>
<b>TOTAL (A+B+C) 2022-2023</b>		<b>7,44,91,32,157</b>	<b>6,79,36,618</b>	<b>(10,78,057)</b>	<b>7,51,59,90,719</b>	<b>-</b>
<b>TOTAL 2021- 2022</b>		<b>7,74,60,13,649</b>	<b>8,28,38,815</b>	<b>(40,00,100)</b>	<b>7,82,48,52,365</b>	<b>-</b>

Allocation of depreciation charge for the year has been made in the accounts as follows:

SL. No.	Particulars	Factory overhead	General & administration	Selling & distribution expense	Total
1	Factory & office building	9,33,66,004	5,94,14,730	1,69,75,637	16,97,56,371
2	Plant & machinery	7,63,16,069	-	-	7,63,16,069
3	Furniture & fixtures	14,68,294	29,36,588	29,36,588	73,41,469
4	Office equipment	23,23,059	63,88,412	29,03,824	1,16,15,294
5	Vehicles	5,22,473	36,57,312	10,44,946	52,24,732
6	Laboratory equipment	31,50,800	-	-	31,50,800
7	Vehicles Lease	-	25,47,375	6,36,844	31,84,218
8	Road & Road Development	1,13,95,023	-	-	1,13,95,023
<b>Total</b>		<b>18,85,41,721</b>	<b>7,49,44,416</b>	<b>2,44,97,838</b>	<b>28,79,83,976</b>

**ORION PHARMA LIMITED**  
**Schedule of Right of Use Assets**  
**As at 30 June 2023**

Annexure-B

Amount in Taka

SL. No.	Particulars	Cost			Rate of Depreciation	Depreciation			Written down value as at 30 June 2023
		Opning balance as at 01 July 2022	Addition during the year	Disposal/ Adjustment		Closing Balance as on 30 June 2023	Depreciation charged during the year	Closing Balance as on 30 June 2023	
1	Right of use Assets	13,09,74,449	2,16,20,583	(92,28,883)	Monthly	14,33,66,149	2,02,26,137	10,17,26,647	4,16,39,502
	<b>Total-2022-2023</b>	<b>13,09,74,449</b>	<b>2,16,20,583</b>	<b>(92,28,883)</b>	<b>-</b>	<b>14,33,66,149</b>	<b>2,02,26,137</b>	<b>10,17,26,647</b>	<b>4,16,39,502</b>
	<b>Total-2021-2022</b>	<b>10,66,98,236</b>	<b>2,42,76,213</b>	<b>-</b>	<b>-</b>	<b>13,09,74,449</b>	<b>2,56,13,703</b>	<b>8,15,00,510</b>	<b>4,94,73,939</b>

Allocation of depreciation charge for the year has been made in the accounts as follows:

Particulars	Factory overhead	General & administration expense	Selling & distribution expense	Total
1	50,56,534	70,79,148	80,90,455	2,02,26,137
<b>Total</b>	<b>50,56,534</b>	<b>70,79,148</b>	<b>80,90,455</b>	<b>2,02,26,137</b>

**ORION PHARMA LIMITED**  
**Investment in Marketable Securities**  
**For the year ended 30 June 2023**

**Annexure-C**

Amount in Taka

Particulars	30-Jun-23		30-Jun-22	
	Market Price	Cost Price	Market Price	Cost Price
AB Investment Ltd.				
LafargeHolcim Bangladesh Limited	69,50,000	86,82,240	1,18,33,200	1,50,20,275
SAIF Powertec Limited	54,14,904	72,62,745	59,25,400	72,62,745
<b>Sub- total</b>	<b>1,23,64,904</b>	<b>1,59,44,985</b>	<b>1,77,58,600</b>	<b>2,22,83,020</b>
<b>Bank Asia Securities Ltd.</b>				
Premier Leasing & Finance Ltd.	7,49,700	18,91,890	7,16,625	18,91,890
BD Thai Food & Beverage Limited	17,40,000	22,67,820	-	-
Eastern Housing Limited	37,58,400	45,29,628	-	-
National Tea Company Ltd.	-	-	6,71,200	7,58,797
Lub-rref (Bangladesh) Limited	-	-	50,48,950	55,68,799
Sonar Bangla Insurance Ltd.	9,54,030	15,29,609	9,89,430	15,29,609
<b>Sub- total</b>	<b>72,02,130</b>	<b>1,02,18,947</b>	<b>74,26,205</b>	<b>97,49,095</b>
<b>LankaBangla Securities Ltd.</b>				
Lub-rref (Bangladesh) Limited	-	-	78,64,630	83,00,993
National Tea Company Ltd.	-	-	6,71,200	7,57,790
Phoenix Insurance Company Ltd.	6,80,000	10,48,114	4,10,000	6,73,179
Reliance Insurance Ltd.	-	-	8,22,000	12,28,063
BD Thai Food & Beverage Limited	10,44,000	12,16,534	-	-
Eastern Housing Limited	52,20,000	61,11,240	-	-
Republic Insurance Company Limited	10,67,850	15,99,990	-	-
<b>Sub- total</b>	<b>80,11,850</b>	<b>99,75,877</b>	<b>97,67,830</b>	<b>1,09,60,024</b>
<b>Grand Total</b>	<b>2,75,78,884</b>	<b>3,61,39,809</b>	<b>3,49,52,635</b>	<b>4,29,92,139</b>

Fair value adjustments	2022-2023	2021-2022
Cost Price	3,61,39,809	4,29,92,139
Market Price	2,75,78,884	3,49,52,635
<b>Unrealized gain / (Loss)</b>	<b>(85,60,925)</b>	<b>(80,39,504)</b>



**ORION PHARMA LIMITED**  
Fixed deposit with banks  
As at 30 June 2023

Annexure-D

Amount in Taka										
Sl. No.	Name of Bank	Instrument no.	Opening balance as at 01 July 2022	Re-Invested amount	Interest income				Tax at source	Closing balance as on 30 June 2023
					Accrued during the year	Accrued previous year	Realized during the year	Income during the year		
1	Social Islami Bank Ltd.-MTDR	0025311263757	20,27,508	20,27,508	7,491	5,992	1,30,158.00	1,31,656	26,032	21,31,634
2	Social Islami Bank Ltd.-MTDR	0025311260179	31,16,075	31,16,075	23,630	18,904	2,00,039.00	2,04,765	40,008	32,76,106
3	Social Islami Bank Ltd.-MTDR	0025311255512	42,66,309	42,66,309	56,410	47,783	2,63,101.00	2,71,728	46,647	44,82,763
	<b>Sub total</b>		<b>94,09,892</b>	<b>94,09,892</b>	<b>87,531</b>	<b>72,679</b>	<b>5,93,298.00</b>	<b>6,08,150</b>	<b>1,12,687</b>	<b>98,90,503</b>
4	Agrani Bank Ltd. - FDR	0200012680805	17,85,717	17,85,717	19,023	13,006	1,07,437.23	1,13,454	13,736	18,79,419
5	Agrani Bank Ltd. - FDR	0200012310124	30,10,944	30,10,944	35,880	25,392	1,81,152.69	1,91,641	23,160	31,68,936
6	Agrani Bank Ltd. - FDR	0200014640393	33,88,457	33,88,457	11,624	8,226	2,03,865.71	2,07,264	26,064	35,66,259
7	Agrani Bank Ltd. - FDR	0200013746146	40,07,912	40,07,912	54,997	40,458	2,21,359.96	2,35,900	28,571	42,00,701
8	Agrani Bank Ltd. - FDR	0200015973723	32,30,667	32,30,667	41,999	29,722	1,94,372.30	2,06,649	24,850	34,00,190
9	Agrani Bank Ltd. - FDR	0200017085485	45,00,000	45,00,000	70,688	2,70,750	4,75,290.17	2,75,228	55,066	49,20,224
10	Agrani Bank Ltd. - FDR	0200018080312	25,00,000	25,00,000	27,083	62,083	1,80,024.22	1,45,024	27,004	26,53,021
11	Agrani Bank Ltd. - FDR	0200020006212	-	50,00,000	1,19,167			1,19,167		50,00,000
	<b>Sub total</b>		<b>2,24,23,697</b>	<b>2,74,23,697</b>	<b>3,80,461</b>	<b>4,49,638</b>	<b>15,63,502.28</b>	<b>14,94,326</b>	<b>1,98,451</b>	<b>2,87,88,749</b>
	<b>Total</b>		<b>3,18,33,589</b>	<b>3,68,33,589</b>	<b>4,67,992</b>	<b>5,22,317</b>	<b>21,56,800.28</b>	<b>21,02,475</b>	<b>3,11,137</b>	<b>3,86,79,252</b>

**ORION PHARMA LIMITED**  
**Balance with Banks on Account**  
**As at 30 June 2023**

Annexure - E

Amount in Taka

Sl. No.	Name of Bank	Name of Branch	Account Number	30 June 2023	30 June 2022
<b>Current Accounts (Main)</b>					
1	Pubali Bank Ltd.	Tejgaon Branch, Dhaka	1256	27,187	28,337
2	Sonali Bank Ltd.	Tejgaon Branch, Dhaka	275/4	46,856	47,201
3	Agrani Bank Ltd.	Wasa Branch, Dhaka	797310	11,59,851	45,71,706
4	National Bank Ltd.	Mohakhali Branch	34017	9,22,098	1,07,61,879
5	ICB Islami Bank Ltd.	Principal Office, Dhaka	6417	28,86,372	28,89,602
6	The City Bank Ltd.	Principal Branch, Dhaka	110558491	5,000	5,000
7	Social Islami Bank Ltd.	Principal Branch, Dhaka	55830	27,20,282	1,84,69,859
8	Bank Al-Falah Ltd.	Motijheel Branch, Dhaka	2965	8,500	8,500
9	Agrani Bank Ltd.	Principal Branch, Dhaka	3884	5,56,260	5,57,450
10	Sonali Bank Ltd.	Farmgate Branch	33010919	1,67,944	85,566
11	AB Bank Ltd	Principal Branch	4005-784715-000	11,63,672	1,05,15,860
12	AL-Arafa Islami Bank Ltd.	Corporate Branch, Dhaka	50228	31,825	20,785
13	Agrani Bank Ltd.	Shiddirgonj Branch	5002	10,03,595	13,88,842
14	Rupali Bank Ltd.	Local office Branch	262	16,44,719	55,85,230
15	Janata Bank Ltd.	Motijheel Corpo. Br.	216730067	1,99,208	85,961
16	Agrani Bank Ltd.	Ctg. Port Branch.	16397548	48,218	48,908
17	Social Islmi Bnk Ltd.	Principal Branch	1464	13,36,309	33,33,768
18	Agrani Bank Ltd.	Wasa Corp. Br	1232	25,132	40,822
19	Agrani Bank Ltd.	Wasa Corp. Br (ERQ)	200014863618	14,38,656	25,11,327
<b>Sub Total (i)</b>				<b>1,53,91,684</b>	<b>6,09,56,602</b>
<b>Current Accounts (Collection)</b>					
20	Agrani Bank Ltd.	Chattogram Branch,	363	15,979	15,979
21	Agrani Bank Ltd.	Bogura Branch, Bogura	1233	11,659	11,659
22	Agrani Bank Ltd.	Rupsha Stand Road, Khulna	6069	2,09,973	3,94,614
23	Agrani Bank Ltd.	Barishal Branch, Barishal	1804	318	318
24	Agrani Bank Ltd.	Sylhet Branch, Sylhet	1866/1314	7,303	7,303
25	Agrani Bank Ltd.	Court Road Br. Narayangong	6467	1,18,685	10,19,106
26	Agrani Bank Ltd.	Rangpur Branch, Rangpur	4405	68	68
27	Agrani Bank Ltd.	Monoharpur Br. Cumilla	5304	70	70
28	Agrani Bank Ltd.	Faridpur Branch, Faridpur	4008	3,14,481	7,34,739
29	National Bank Ltd.	Bogura Branch, Bogura	1565	69,967	7,34,589
30	National Bank Ltd.	Barishal Branch, Barishal	0382	2,32,419	18,59,125
31	National Bank Ltd.	Subid Bazar Branch, Sylhet	7190	25,843	4,84,893
32	National Bank Ltd.	Mymensingh Branch	2957	3,31,788	4,20,001
33	National Bank Ltd.	Rangpur Branch, Rangpur	6653	22,932	3,67,573
34	Sonali Bank Ltd.	Greter Road Br. Rajshahi	1432	1,00,860	3,80,695
35	Agrani Bank Ltd.	Chowmohani Branch	9074	825	5,45,360
36	ICB Islami Bank Ltd.	Chattogram Branch,	2978	13,744	13,744
37	National Bank Ltd.	Gonestala Road, Dinajpur	3678	6,997	6,80,601
38	National Bank Ltd.	Tangail	2605	2,43,134	3,77,453
39	National Bank Ltd.	Moulavibazar	7153	1,95,351	7,84,271
40	Agrani Bank Ltd.	New Market Br. Kustia	8152	2,68,272	4,06,518
41	National Bank Ltd.	Cox's Bazar	3479	49,962	1,30,362
42	Agrani Bank Ltd.	BSCIC Cumilla	6639	1,19,698	12,46,892
43	National Bank Ltd.	CDA, Chattogram	6171	6,115	6,00,675
44	Agrani Bank Ltd.	Wasa Corp. Br	Fund Buildup	2,32,168	18,46,216
<b>Sub Total (ii)</b>				<b>25,98,611</b>	<b>1,30,62,824</b>
<b>Sub Total (i+ii)</b>				<b>1,79,90,295</b>	<b>7,40,19,426</b>
<b>STD Accounts</b>					
45	National Bank Ltd.	Mohakhali	2515	6,34,370	19,37,931
46	Bank Asia Ltd.	Mohakhali	00038	1,58,272	10,89,183
47	Agrani Bank Ltd.	WASA Branch	99023	4,81,504	4,77,533
48	Bank Asia Ltd.	Mohakhali	00190	77,799	63,957
49	AB Bank Ltd.	Principal Branch	760188-430	2,01,000	1,46,404
50	Brac Bank Ltd	Gulshan Branch	250001	6,25,515	6,25,596
<b>Sub Total (iii)</b>				<b>21,78,461</b>	<b>43,40,604</b>
<b>Total Balance in current &amp; STD accounts (i+ii+iii)</b>				<b>2,01,68,756</b>	<b>7,83,60,030</b>

**ORION PHARMA LIMITED AND ITS SUBSIDIARIES**  
**Provision for Decommissioning of Assets**  
**As at 30 June 2023**

**Annexure - F**

Particulars	Amount in Taka	
	30 June 2023	30 June 2022
Plant & machinery	5,99,22,594	5,99,22,594
Building	8,34,82,969	8,34,82,969
	<b>14,34,05,563</b>	<b>14,34,05,563</b>

Orion Power Megnaghat Ltd. has established its electricity generating plant on government land and assumed that after the contract period it may have to be removed from the land. The company has recognized a provision for decommission obligations associated the electricity generating facility. In determining the fair value of the provision, assumptions and estimates are made in relation to discount rates, the expected cost to dismantle and remove the plant from the site and the expected timing of those costs. The carrying amount of the provision as at 30 June , 2023 was BDT 143,405,563.

# Directors' report and audited financial statements of the subsidiaries

**Orion Power Meghnaghat Ltd.**  
**Dutch Bangla Power & Associates Ltd.**

Subsidiary 1

## Orion Power Meghnaghat Limited



### Directors' report

Reference to the provisions of Section 184 of the Companies Act 1994, and IAS/ IFRS codes, as adopted by the Institute of Chartered Accountants of Bangladesh (ICAB), it is a pleasure and privilege on the part of the Board of Directors to submit the Directors' report of Orion Power Meghnaghat Limited to the shareholders together with the audited financial statements containing Statement of Financial Position as at June 30, 2023, Statement of Profit or Loss and Other Comprehensive Income, Statement of Changes in Equity, Statement of Cash Flows and Notes to the financial statements for the year ended June 30, 2023 at this Annual General Meeting.



Subsidiary 2

## Dutch Bangla Power & Associates Ltd.



### Directors' report

Reference to the provisions of Section 184 of the Companies Act 1994, and IAS/ IFRS codes, as adopted by the Institute of Chartered Accountants of Bangladesh (ICAB), it is a pleasure and privilege on the part of the Board of Directors to submit the Directors' report of Dutch Bangla Power & Associates Limited to the shareholders together with the audited financial statements containing Statement of Financial Position as at June 30, 2023, Statement of Profit or Loss and Other Comprehensive Income, Statement of Changes in Equity, Statement of Cash Flows and Notes to the financial statements for the year ended June 30, 2023 at this Annual General Meeting.

## Operations

Orion Power Meghnaghat Limited (OPML) is a power generation company and was incorporated on June 30, 2010 as "IEL Consortium and Associates Ltd.". The name of the company was changed the name to "Orion Power Meghnaghat Limited" on January 18, 2012. OPML completed implementation of a 100 MW HFO Power based plant on quick rental basis in Meghnaghat, Narayanganj, near the bank of the Meghna river and has been in commercial operation since May 08, 2011.

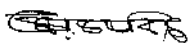
The company aims at delivering reliable and most affordable electricity across the country by using brand new European machineries and equipment. OPML has been in profitable operations all over the years till date. All employees and staffs are working round the clock in 3 (three) shifts. Orion Pharma Ltd. holds 95% of equity share of this company.

## Appointment of Auditors

The Auditors, S. F. Ahmed & Co., Chartered Accountants, who were appointed as the statutory auditors of the company in the last Annual General Meeting, will retire in the ensuring AGM and have confirmed their eligibility and willingness to accept their office for the forthcoming financial year, if re-appointed.

## Acknowledgement

The Board of Directors thankfully acknowledge the contribution made and support & co-operation given by the BPDB, employees, creditors, banks, insurance companies, utility providers, and the Government in particular and look forward to a bright future for all of us.



**Mohammad Obaidul Karim**  
Chairman

## Shareholding structure

The present shareholding pattern of the company is as follows:

Shareholders' name	No. of shares held	% of holding
Orion Pharma Limited	95,000,000	95.00
Integral Energy Limited	3,000,000	3.00
Jafflong Tea Company Limited	500,000	0.50
Mohammad Obaidul Karim	500,000	0.50
Salman Obaidul Karim	600,000	0.60
Arzuda Karim	350,000	0.35
Haarhuis Genertoren B.V.	50,000	0.05
<b>Total</b>	<b>100,000,000</b>	<b>100.00</b>

## Board of Directors

The following persons are the members of the Board of the company:

Name	Position
Mr. Mohammad Obaidul Karim	Chairman
Mr. Salman Obaidul Karim	Managing Director
Mrs. Arzuda Karim	Director
Mr. Md. Shafiqur Rahman	Nominated Director

## Financial reviews

The summary of the comparative analysis of results of 2022-23 and 2021-22 is as follows:

Particulars	Amount in BDT	
	2022-23	2021-22
Revenue	5,406,128,034	3,425,848,125
Gross profit	385,636,066	142,143,862
Profit from operation	356,353,213	115,683,015
Net Profit before tax	284,762,188	109,272,816
Net Profit after tax	284,762,188	109,272,816
Total assets	9,130,627,952	10,421,409,434
Shareholders' equity	5,581,423,604	5,296,661,416
Earnings per share	2.85	1.09
Net asset value per share	55.81	52.97

# Orion Power Meghnaghat Ltd.

## Auditors' Report & Financial Statements as at and for the year ended 30 June 2023

### **S.F. AHMED & CO.**

Chartered Accountants since 1958

House # 51 (2<sup>nd</sup> Floor), Road # 9, Block F,  
Banani, Dhaka 1213, Bangladesh

Phones: (880-2) 222294026 & 222270957

E-mails: (i) sfaco@dhaka.net; (ii)

sfaco@sfahmedco.com



WE ARE AN INDEPENDENT MEMBER OF  
**THE GLOBAL ADVISORY  
AND ACCOUNTING NETWORK**

# S. F. AHMED & CO.

Chartered Accountants | since 1958

House # 51 (2<sup>nd</sup> & 3<sup>rd</sup> Floors)  
Road # 09, Block F, Banani  
Dhaka 1213, Bangladesh  
Website: [www.sfahmedco.com](http://www.sfahmedco.com)

Telephone : (88-02) 222294026, 222270957  
Mobile : (88) 01707 079855, 01707 079856  
E-mails : [sfaco@sfahmedco.com](mailto:sfaco@sfahmedco.com)  
[sfaco@dhaka.net](mailto:sfaco@dhaka.net)

## AUDITORS' REPORT TO THE SHAREHOLDERS of Orion Power Meghnaghat Ltd.

### Opinion

We have audited the financial statements of Orion Power Meghnaghat Ltd. (the "Company"), which comprise the financial position as at 30 June 2023, and the statement of profit or loss and other comprehensive income, statement of changes in equity and statement of cash flows for the year then ended, and notes to the financial statements, including a summary of significant accounting policies and other explanatory information.

In our opinion, the accompanying financial statements give true and fair view of the financial position of the Company as at 30 June 2023, and of its performance and its cash flows for the year then ended in accordance with International Financial Reporting Standards (IFRSs).

### Basis for Opinion

We conducted our audit in accordance with International Standards on Auditing (ISAs). Our responsibilities under those standards are further described in the Auditors' Responsibilities for the Audit of the Financial Statements section of our report. We are independent of the Company in accordance with the International Ethics Standards Board for Accountants' Code of Ethics for Professional Accountants (IESBA Code) and, we have fulfilled our other ethical responsibilities in accordance with the IESBA Code and the Institute of Chartered Accountants of Bangladesh (ICAB) Bye Laws. We believe that the audit evidence we have obtained is sufficient and appropriate to provide a basis for our opinion.

### Responsibilities of Management and Those Charged with Governance for the Financial Statements and Internal Controls

Management is responsible for the preparation and fair presentation of the financial statements in accordance with IFRSs and for such internal control as management determines is necessary to enable the preparation of financial statements that are free from material misstatement, whether due to fraud or error. The Companies Act, 1994 require the Management to ensure effective internal audit, internal control and risk management functions of the Company.

In preparing the financial statements, management is responsible for assessing the Company's ability to continue as a going concern, disclosing, as applicable, matters related to going concern and using the going concern basis of accounting unless management either intends to liquidate the Company or to cease operations, or has no realistic alternative but to do so.

Those charged with governance are responsible for overseeing the Company's financial reporting process.

### Auditor's Responsibilities for the Audit of the Financial Statements

Our objectives are to obtain reasonable assurance about whether the financial statements as a whole are free from material misstatement, whether due to fraud or error, and to issue an auditor's report that includes our opinion. Reasonable assurance is a high level of assurance, but is not a guarantee that an audit conducted in accordance with ISAs will always detect a material misstatement when it exists. Misstatements can arise from fraud or error and are considered material if, individually or in the aggregate, they could reasonably be expected to influence the economic decisions of users taken on the basis of these financial statements.

As part of an audit in accordance with ISAs, we exercise professional judgment and maintain professional skepticism throughout the audit. We also:

- Identify and assess the risks of material misstatement of the financial statements, whether due to fraud or error, design and perform audit procedures responsive to those risks, and obtain audit evidence that is sufficient and appropriate to provide a basis for our opinion. The risk of not detecting a material misstatement resulting from fraud is higher than for one resulting from error, as fraud may involve collusion, forgery, intentional omissions, misrepresentations, or the override of internal control.
- Obtain an understanding of internal control relevant to the audit in order to design audit procedures that are appropriate in the circumstances.
- Evaluate the appropriateness of accounting policies used and the reasonableness of accounting estimates and related disclosures made by management.
- Conclude on the appropriateness of management's use of the going concern basis of accounting and, based on the audit evidence obtained, whether a material uncertainty exists related to events or conditions that may cast significant doubt on the Company's ability to continue as a going concern. If we conclude that a material uncertainty exists, we are required to draw attention in our auditor's report to the related disclosures in the financial statements or, if such disclosures are inadequate, to modify our opinion. Our conclusions are based on the audit evidence obtained up to the date of our auditor's report. However, future events or conditions may cause the Company to cease to continue as a going concern.
- Evaluate the overall presentation, structure and content of the financial statements, including the disclosures, and whether the financial statements represent the underlying transactions and events in a manner that achieves fair presentation.

We communicate with those charged with governance regarding, among other matters, the planned scope and timing of the audit and significant audit findings, including any significant deficiencies in internal control that we identify during our audit.


#### ***Report on other Legal and Regulatory Requirements***

In accordance with the Companies Act 1994, we also report the following:

- a) we have obtained all the information and explanations which to the best of our knowledge and belief were necessary for the purposes of our audit and made due verification thereof;
- b) in our opinion, proper books of accounts as required by law have been kept by the Company so far as it appeared from our examination of these books; and
- c) the statements of financial position and statement of profit or loss and other comprehensive income dealt with by the report are in agreement with the books of accounts.

Firm's Name : S. F. Ahmed & Co., Chartered Accountants

Firm's Registration No. : 10898 E.P, under Partnership Act 1932

Signature : 

Engagement Partner Name : Md. Enamul Haque Choudhury, FCA,  
Senior Partner/Enrollment No. 471

DVC Number : 2311010471AS267808

Date : 01 November 2023



**Orion Power Meghnaghat Ltd.**  
**Statement of Financial Position**  
**As at 30 June 2023**

	Notes	Amount in BDT	
		30 June 2023	30 June 2022
ASSETS			
Non-current assets			
Property, plant and equipment	4	2,62,28,49,626	2,76,10,86,013
Investments	5	1,901,500,000	1,90,15,00,000
		4,52,43,49,626	4,66,25,86,013
Current assets			
Inventories	6	39,60,72,682	52,74,82,628
Trade and other receivables	7	3,90,69,57,713	4,98,05,69,262
Advances, deposits and prepayments	8	24,71,25,918	24,21,30,607
Cash and cash equivalents	9	5,61,22,013	86,40,923
		4,60,62,78,326	5,75,88,23,421
TOTAL ASSETS		9,13,06,27,952	10,42,14,09,434
EQUITY AND LIABILITIES			
Equity			
Share capital	10	1,00,00,00,000	1,00,00,00,000
Revaluation surplus		14,03,59,919	14,77,47,283
Retained earnings		4,44,10,63,685	4,14,89,14,134
		5,58,14,23,604	5,29,66,61,416
Non-current liabilities			
Long term borrowings	11	18,65,17,935	1,15,64,88,689
Provision for decommission of assets	12	14,34,05,563	14,34,05,563
		32,99,23,498	1,29,98,94,252
Current liabilities			
Employee benefits payable	13	5,29,70,315	4,10,21,592
Trade and other payables	14	3,04,16,73,224	3,66,83,18,122
Accrued expenses	15	12,46,37,311	11,55,14,051
		3,21,92,80,850	3,82,48,53,765
TOTAL EQUITY AND LIABILITIES		9,13,06,27,952	10,42,14,09,434

The annexed notes form an integral part of these financial statements.


  
Chairman

  
Managing Director

  
Chief Financial Officer

Signed in terms of our separate report of even date annexed.

Dated, Dhaka;  
01 November 2023

  
Md. Enamul H. Choudhury  
Senior Partner  
S. F. Ahmed & Co.  
Chartered Accountants  
DVC No. 2311010471AS267808

**Orion Power Meghnaghat Ltd.**  
**Statement of Profit or Loss and Other Comprehensive Income**  
**For the year ended 30 June 2023**

	Notes	Amount in BDT	
		01 July 2022 to 30 June 2023	01 July 2021 to 30 June 2022
Revenue	16	5,40,61,28,034	3,42,58,48,125
Cost of power generation	17	(5,02,04,91,969)	(3,28,37,04,264)
<b>Gross profit</b>		<b>38,56,36,066</b>	<b>14,21,43,862</b>
<b>Operating expenses</b>			
General and administrative expenses	18	(2,92,82,853)	(2,64,60,847)
<b>Profit from operation</b>		<b>35,63,53,213</b>	<b>11,56,83,015</b>
Finance cost	19	(5,73,52,916)	(8,13,66,474)
Interest & other income		-	8,04,19,916
<b>Net profit from operation</b>		<b>29,90,00,297</b>	<b>11,47,36,457</b>
Workers profit participation fund		(1,42,38,109)	(54,63,641)
<b>Net profit before tax</b>		<b>28,47,62,188</b>	<b>10,92,72,816</b>
Income Tax Expenses		-	-
<b>Net profit after tax</b>		<b>28,47,62,188</b>	<b>10,92,72,816</b>
Other comprehensive income		-	-
<b>Total comprehensive income for the year</b>		<b>28,47,62,188</b>	<b>10,92,72,816</b>
<b>Basic Earning Per Share (EPS)</b>	20	<b>2.85</b>	<b>1.09</b>

The annexed notes form an integral part of these financial statements.



Chairman



Managing Director



Chief Financial Officer

Signed in terms of our separate report of even date annexed.



Dated, Dhaka;  
01 November 2023

Md. Enamul H. Choudhury  
Senior Partner  
S. F. Ahmed & Co.  
Chartered Accountants  
DVC No. 2311010471AS267808

**Orion Power Meghnaghat Ltd.**  
**Statement of Changes in Equity**  
**For the year ended 30 June 2023**

	Amount in BDT			
	Share Capital	Revaluation Surplus on fixed assets	Retained Earnings	Total
<b>Balance at 01 July 2022</b>	1,00,00,00,000	14,77,47,283	4,14,89,14,134	5,29,66,61,417
Transfer of depreciation on revaluation surplus to retained earnings	-	(73,87,364)	73,87,364	-
Net profit after tax	-	-	28,47,62,188	28,47,62,188
<b>Balance at 30 June 2023</b>	<b>1,00,00,00,000</b>	<b>14,03,59,919</b>	<b>4,44,10,63,685</b>	<b>5,58,14,23,604</b>
<b>Balance at 01 July 2021</b>	1,00,00,00,000	14,99,47,408	4,03,74,41,192	5,18,73,88,600
Transfer of depreciation on revaluation surplus to retained earnings	-	(22,00,125)	22,00,125	-
Net profit after tax	-	-	10,92,72,816	10,92,72,816
<b>Balance at 30 June 2022</b>	<b>1,00,00,00,000</b>	<b>14,77,47,283</b>	<b>4,14,89,14,134</b>	<b>5,29,66,61,416</b>



Chairman



Managing Director



Chief Financial Officer

Dated, Dhaka;  
01 November 2023

**Orion Power Meghnaghat Ltd.**  
**Statement of Cash Flows**  
**For the year ended 30 June 2023**

	Amount in BDT	
	01 July 2022 to 30 June 2023	01 July 2021 to 30 June 2022
<b>A. Cash flows from operating activities</b>		
Cash receipts from customers and others	6,45,24,23,512	97,22,46,423
Cash paid to suppliers, employees and other parties	(5,40,22,47,301)	(89,34,26,462)
<b>Net cash provided by operating activities</b>	<b>1,05,01,76,211</b>	<b>7,88,19,961</b>
<b>B. Cash flows from investing activities</b>		
Acquisition of Property, plant and equipment	(1,80,000)	(3,30,744)
<b>Net cash used in investing activities</b>	<b>(1,80,000)</b>	<b>(3,30,744)</b>
<b>C. Cash flows from financing activities</b>		
Proceed from/(Repayment of) long term borrowings	(96,99,70,754)	(57,10,34,240)
Repayment of short term borrowings/finance	2,72,98,758	38,87,58,907
Payment against finance cost	(5,98,43,125)	12,47,916
<b>Net cash used in financing activities</b>	<b>(1,00,25,15,121)</b>	<b>(18,10,27,417)</b>
Net changes in cash and cash equivalents (A+B+C)	4,74,81,089	(10,25,38,200)
Cash and cash equivalents at the beginning of the year	86,40,923	11,11,79,123
<b>Cash and cash equivalents at the end of the year</b>	<b>5,61,22,013</b>	<b>86,40,923</b>



Chairman



Managing Director



Chief Financial Officer

Dated, Dhaka;  
01 November 2023

## Orion Power Meghnaghat Ltd.

### Notes to the Financial Statements

#### As at and for the year ended 30 June 2023

#### 1. Corporate information

Orion Power Meghnaghat Ltd., a public limited company in Bangladesh, was incorporated on June 30, 2010 as "IEL Consortium and Associates Ltd." and obtained the certificate of commencement of business on June 30, 2010. On January 18, 2012, the name of the company has been changed to Orion Power Meghnaghat Ltd. The registered office of the company is at Orion House, 153-154 Tejgaon Industrial Area, Dhaka-1208, Bangladesh.

##### 1.1 Nature of business

The company has set up a 100 MW HFO Power Plant on quick rental basis in Meghnaghat, Sonargaon, Narayanganj with machineries and equipment's supplied by Wartsila Finland OY for generation and supply of electricity. The company has signed the contract with Bangladesh Power Development Board (hereinafter referred as BPDB) acting as an off taker to supply power to them solely under the contract No. 09755 executed on June 30, 2010. According to the said contract, the Government will purchase the power for a period of five (5) years commencing from May 08, 2011. The contract has been extended for further five (5) years effective from May 09, 2016 vide memo no-27.00.0000.071.14.035.2013.535 dated 01 December 2016. The contract then expired on 07 May 2021. The government renewed the contract for two (2) years effective from 24 March 2022 vide memo no – 27.11.0000.101.14.020.22-1697 dated: 10 April 2022. The purpose of this contract is to supply of Net Energy Output, under the terms and conditions provided "No Electricity, No Payment and also without any guaranteed Minimum Off-take" basis by Rental Power Company by BPDB.

#### 2. Basis of preparation of financial statements

##### 2.1 Reporting framework and compliance thereof

The financial statements have been prepared in compliance with the requirements of the Companies Act 1994 and other relevant local laws and regulations, and in accordance with the International Financial Reporting Standards (IFRSs) and International Accounting Standards (IASs).

##### 2.2 Measurement of the elements of financial statements

Measurement is the process of determining the monetary amounts at which the elements of the financial statements are to be recognized and carried in the statement of financial position and profit or loss and other comprehensive income. The measurement basis adopted by the company is historical cost except for buildings & civil constructions and plant & machinery which are stated at fair value. Under the historical cost, assets are recorded at the amount of cash or cash equivalents paid or the fair value of the consideration given to acquire them at the time of their acquisition. Liabilities are recorded at the amount of proceeds received in exchange for the obligation.

##### 2.3 Functional and presentation currency

The functional and presentation currency of the company is Bangladeshi Taka (BDT). The company earns its revenues in United State Dollars (US\$); however, all other incomes/expenses and transactions are in Bangladesh Taka (BDT) and the competitive forces and regulations of Bangladesh determine the sale prices of its goods and services. Further, the entire funds from financing activities are generated in BDT and the receipts from operating activities are retained in BDT.

##### 2.4 Going concern

When preparing financial statements, management shall make an assessment of an entity's ability to continue as a going concern. The company prepares its financial statements on a going concern basis as the company has adequate resources to continue its operation for the foreseeable future and management does not intend to liquidate the entity or to cease trading, or has no realistic alternative but to do so.

##### 2.5 Accrual basis of accounting

The company prepares its financial statements, except for cash flow information, using the accrual basis of accounting. When the accrual basis of accounting is used, an entity recognizes items as assets, liabilities, equity, income and expenses (the elements of financial statements) when they satisfy the definitions and recognition criteria for those elements in the Framework.



## **2.6 Materiality and aggregation**

The company presents separately each material class of similar items and items of a dissimilar nature or function unless they are immaterial. Financial statements result from processing large numbers of transactions or other events that are aggregated into classes according to their nature or function.

## **2.7 Offsetting**

The company does not offset assets and liabilities or income and expenses, unless required or permitted by an IFRS.

## **2.8 Statement of cash flows**

The Statement of Cash Flows has been prepared under "Direct Method" in accordance with the requirements of IAS 7: Statement of Cash Flows.

## **2.9 Reporting period**

The financial period of the company covers one year from 01 July 2022 to 30 June 2023.

## **2.10 Comparative information and rearrangement thereof**

Comparative information has been disclosed in respect of the twelve months period from 01 July 2021 to 30 June 2022 for all numeric information in the financial statements and also the narrative and descriptive information where it is relevant for understanding of the current year's financial statements.

## **2.11 Use of estimates and judgments**

The preparation of financial statements in conformity with International Accounting Standard (IASs) and International Financial Reporting Standards (IFRSs) requires management to make judgments, estimates and assumptions that affect the application of accounting policies and the reported amounts of assets, liabilities, income and expenses and for contingent assets and liabilities that require disclosure, during and at the date of the financial statements.

Actual results may differ from these estimates. Estimates and underlying assumptions are reviewed on an ongoing basis. Revisions of accounting estimates are given prospective effect in the financial statements as required by IAS 8: "Accounting Policies, Changes in Accounting Estimates and Errors".

## **3. Significant accounting policies**

The accounting policies set out below have been applied for the period presented in these financial statements.

### **3.1 Property, plant and equipment (PPE)**

#### **Recognition and measurement**

An item shall be recognized as property, plant and equipment if, and only if it is probable that future economic benefits associated with the item will flow to the entity, and the cost of the item can be measured reliably.

Property, plant and equipment were initially stated at cost and subsequently buildings & civil constructions and plant & machineries were revalued and shown at fair value in 2011, since then the assets were depreciated from the revalued amount. All property, plant and equipment are presented, net of accumulated depreciation and/or accumulated impairment losses, if any. The cost of an item of property, plant and equipment comprises its purchase price, import duties and non-refundable taxes, after deducting trade discount and rebates, and any costs directly attributable to bringing the asset to the location and condition necessary for it to be capable of operating in the intended manner. The cost also includes the cost of replacing part of the property, plant and equipment and borrowing costs for long-term debt availed for the construction/Implementation of the PPE, if the recognition criteria are met.

### Subsequent costs

When significant parts of property, plant and equipment are required to be replaced at intervals, the company recognizes such parts as individual assets with specific useful lives and depreciates them accordingly. Likewise, when a major inspection is performed, its cost is recognized in the carrying amount of the plant and equipment as a replacement if the recognition criteria are satisfied. All other repairs and maintenance costs are recognized in the income statement as incurred.

### Revaluation

Valuations are performed at specific intervals to ensure that the fair value of a revalued asset does not differ materially from its carrying amount. On each reporting date, management assesses the fair value of the assets to ensure that fair value of revalued assets does not differ materially from its carrying amount. At 31 December 2011, the company made revaluation of its Building & Civil Constructions and Plant and Machineries by Syful Shamsul Alam & Co., Chartered Accountants to reflect fair value thereof in terms of depreciated current cost.

Any revaluation surplus on property, plant and equipment is recorded in other comprehensive income and hence, credited to the revaluation surplus on property, plant and equipment in equity, except to the extent that it reverses a revaluation decrease of the same asset previously recognized in the income statement, in which case, the increase is recognized in the income statement. A revaluation deficit is recognized in the income statement, except to the extent that it offsets an existing surplus on the same asset recognized in the asset revaluation reserve.

A transfer from the revaluation surplus on property, plant and equipment to retained earnings is made for the difference between depreciation based on the revalued carrying amount of the assets and depreciation based on the asset's original cost on each reporting date. Additionally, accumulated depreciation as at the revaluation date is eliminated against the gross carrying amount of the asset and the net amount is restated to the revalued amount of the asset. Upon disposal, any revaluation reserve relating to the particular asset being sold is transferred to the retained earnings.

### Depreciation

Depreciation of an asset begins when it gets ready for use. Depreciation is charged on all property plant and equipment other than land and land developments, on a reducing balance method effective from 01 July 2021 at the following rates:

<u>Group of PPE</u>	<u>Expected economic life</u>
Building & civil construction	5%
Vehicles	20%
Office equipments	10%
Furniture & fixtures	10%
Plant & machineries	5%

### Impairment

At each year end, the company assesses whether there is any indication that the carrying amount of an asset exceeds its recoverable amount. An asset's recoverable amount is the higher of an asset's or cash-generating units (CGU) fair value less costs to sell and its value in use. An impairment loss is recognized as an expense in the statement of profit or loss and other comprehensive income in accordance with the provision of International Accounting Standards (IAS) 36 unless the asset is revalued in accordance with IAS 16; in this case, the impairment is also recognized in other comprehensive income up to the amount of any previous revaluation. No such assets have been impaired during the year and for this reason no provision has been made for impairment of assets.

An assessment is made at each reporting date whether there is any indication that previously recognized impairment losses may no longer exist or may have decreased. If such indication exists, the company estimates the assets or CGUs recoverable amount. A previously recognized impairment loss is reversed only if there has been a change in the assumptions used to determine the asset's recoverable amount since the last impairment loss was recognized. Such reversal is recognized in the statement of profit or loss and other comprehensive income unless the asset is carried at a revalued amount, in which case, the reversal is treated as a revaluation increase.

### **Retirements and disposals**

An asset is derecognized upon disposal or when no future economic benefits are expected from its use and subsequent disposal. Gains or losses arising from the retirement or disposal of an asset is determined as the difference between the net disposal proceeds and the carrying amount of the asset and is recognized as gain or loss from disposal of asset under other income in the statement of profit or loss and other comprehensive income.

### **3.2 Foreign currency transactions**

Transactions in foreign currencies are initially recorded by the company at the functional currency spot rates on the date on which the transaction first qualifies for recognition.

Monetary assets and liabilities denominated in foreign currencies are retranslated at the functional currency spot rate of exchange at the reporting date. All differences arising on settlement or translation of monetary items are taken to the statement of profit or loss and other comprehensive income.

Non-monetary items that are measured in terms of historical cost in a foreign currency are translated using the exchange rates as at the dates of the initial transactions. Non-monetary items measured at fair value in a foreign currency are translated using the exchange rates at the date when the fair value is determined.

### **3.3 Inventories**

Inventories stated at lower of cost and net realizable value as per International Accounting Standard (IAS) 2: Inventories. Costs incurred in bringing each product to its present location and conditions are accounted for on a First in First out (FIFO) basis. Costs comprise of expenditure incurred in the normal course of business in bringing out such inventories to its location and conditions.

Net realizable value is the estimated selling price in the ordinary course of business, less estimated costs of completion and the estimated costs necessary to make the sale.

### **3.4 Provisions, accrued expenses and other payables**

Provisions and accrued expenses are recognized in the financial statements in line with the International Accounting Standard (IAS) 37 "Provisions, Contingent Liabilities and Contingent Assets" when:

- The company has a legal or constructive obligation as a result of past event.
- It is probable that an outflow of economic benefit will be required to settle the obligation.
- A reliable estimate can be made of the amount of the obligation.

Other payables are not interest bearing and are stated at their nominal value.

### **3.5 Provision for decommissioning costs**

Orion Power Meghnaghat Ltd. has established its electricity generating plant in government land and assumed that after the contract period it may have to remove the plant from the land. The company has recognized a provision for decommission obligations associated the electricity generating facility. In determine the fair value of the provision, assumptions and estimates are made in relation to discount rates, the expected cost to dismantle and remove the plant from the site and the expected timing of those costs. The carrying amount of the provision as at 30 June 2022 was BDT 143,405,563.

### **3.6 Revenue recognition**

Revenue is recognized in the statement of profit or loss and other comprehensive income upon supply of electricity, quantum of which is determined by survey of meter reading. Revenue is measured at fair value of consideration received or receivable. Revenue under Power Purchase Agreement (PPA) comprises energy payments. Energy payments are calculated based on electricity delivered to BPDB.

Revenue is recognized to the extent that it is probable that the economic benefits will flow to the company and the revenue can be reliably measured, regardless of when the payment is being made. Revenue is measured at the fair value of the consideration received or receivable, taking into account contractually defined terms of payment.

### 3.7 Taxation

#### Current tax

As per sec. 114 of Income Tax Act 2023, 6% tax is payable at the time of rental received as TDS. Bangladesh Power Development Board (BPDB) shall be responsible for payment of income taxes, VAT, duties, levies, all other charges imposed or incurred inside Bangladesh on any payment made by BPDB to Orion Power Meghnaghat Ltd. or the importation (on a re exportable basis) of any plant /equipment (excluding consumable) and /or spare parts before commercial operation date and /or replacement equipment and spare parts for operation throughout the contract period as per contract No.09756 article-17. As 6% TDS is directly paid by BPDB on the invoice amount. So, tax amount is not recognized either as income or expenses in the statement of profit or loss and other comprehensive income.

### 3.8 Borrowing cost

In compliance with the requirement of IAS 23 (borrowing cost), borrowing cost that are directly attributable to the acquisition, construction or production of a qualifying asset form part of the cost of the asset and, therefore capitalized. Other borrowing costs are recognized in the statement of profit or loss and other comprehensive income as finance cost.

### 3.9 Finance cost

Finance costs comprise interest on long term borrowings, interest on redeemable preference shares and bank charges. All finance costs are recognized in the statement of profit or loss and other comprehensive income except to the extent that are capitalized as per IAS 23.

### 3.10 Financial instrument

The company classifies non-derivative financial assets into the following categories: financial assets at fair value through profit or loss, financial assets at fair value through other comprehensive income and amortized cost.

The company classifies non-derivative financial liabilities into the other financial liabilities category.

#### (i) Non-derivative financial assets and financial liabilities – recognition and derecognition

The company initially recognizes loans and receivables and debt securities issued on the date when they are originated. All other financial assets and financial liabilities are initially recognized on the trade date.

The company derecognizes a financial asset when the contractual rights to the cash flows from the asset expire, or it transfers the rights to receive the contractual cash flows in a transaction in which substantially all of the risks and rewards of ownership of the financial asset are transferred, or it neither transfers nor retains substantially all of the risks and rewards of ownership and does not retain control over the transferred asset. Any interest in such derecognized financial assets that is created or retained by the company is recognized as a separate asset or liability.

The company derecognizes a financial liability when its contractual obligations are discharged or cancelled, or expire.

Financial assets and financial liabilities are offset and the net amount presented in the statement of financial position when, and only when, the company has a legal right to offset the amounts and intends either to settle them on a net basis or to realize the asset and settle the liability simultaneously.

#### (ii) Non-derivative financial assets – measurement

##### Financial assets at fair value through profit or loss

A financial asset is classified as at fair value through profit or loss if it is classified as held-for-trading or is designated as such on initial recognition. Directly attributable transaction costs are recognized in profit or loss as incurred. Financial assets at fair value through profit or loss are measured at fair value and changes therein, including any interest or dividend income, are recognized in profit or loss.

**Financial assets at fair value through other comprehensive income**

These assets are initially recognized at fair value plus any directly attributable transaction costs. Subsequent to initial recognition, they are measured at fair value and changes therein, other than impairment losses and foreign currency differences on debt instruments are recognized in other comprehensive income (OCI) and accumulated in the fair value reserve. When these assets are derecognized, the gain or loss accumulated in equity is reclassified to profit or loss.

**Amortized cost**

These assets are initially recognized at fair value plus any directly attributable transaction costs. Subsequent to initial recognition, they are measured at amortized cost using the effective interest method.

**(iii) Non-derivative financial liabilities – measurement**

Non-derivative financial liabilities are initially recognized at fair value less any directly attributable transaction costs. Subsequent to initial recognition, these liabilities are measured at amortized cost using the effective interest method.

A financial instrument is any contract that gives rise to financial assets and a financial liability or equity instrument of another entity.

**Impairment of financial instruments***Financial assets*

The company considers evidence of impairment for financial assets at both a specific asset and collective asset level at each reporting date. Financial assets are impaired if objective evidence indicates that a loss event has occurred after the initial recognition of the asset, and that the loss event had a negative effect on the estimated future cash flows of that asset that can be estimated reliably.

Objective evidence that financial assets are impaired can include default or delinquency by a debtor, indications that a debtor will enter bankruptcy, etc. accordingly, 100% provision is made over the amount outstanding.

*Non-financial assets*

The carrying amounts of the company's non-financial assets (tangible and intangible) are reviewed at each reporting date to determine whether there is any indication of impairment. If any such indication exists, then the asset's recoverable amount is estimated in order to determine the extent of impairment loss (if any).

Impairment losses recognized in prior periods are assessed at each reporting date for any indications that the loss has decreased or no longer exists. An impairment loss is reversed if there has been a change in the estimates used to determine the recoverable amount. An impairment loss is reversed only to the extent that the asset's carrying amount does not exceed the carrying amount that would have been determined, net of depreciation or amortization, if no impairment loss had been recognized.

**3.11 Segment reporting**

No geographical and operational segment reporting is applicable for the company as required by IFRS 8 "Operating Segment", as the company operates in single operation in a single geographical area.

**3.12 Earnings per share**

Basic earnings per share amounts are calculated by dividing net profit for the period attributable to ordinary equity holders by the number of ordinary shares outstanding during the year (Note-20).

Diluted EPS is determined by adjusting the profit or loss attributable to ordinary shareholders and the weighted average number of ordinary shares outstanding, for the effects of all dilutive potential ordinary shares. However, dilution of EPS is not applicable for these financial statements as there were no potential dilutive ordinary shares during the relevant periods.



**3.13 Events after reporting date**

There have not been any significant events since the reporting date to the date of issue of the financial statements, which could affect the figures stated in the financial statements.

**3.14 Commitments and contingencies**

Contingencies arising from claim, litigation assessment, fines, penalties etc. are recorded when it is probable that a liability has been incurred and the amount can reasonably be measured.

**Capital commitments**

The company has no commitment of capital expenditure as at 30 June 2023.

4 Property, plant and equipment

Sl. No.	Group of PPE	COST			Rate (%)	Depreciation		Amount in BDT	
		Balance as at 01.07.2022	Addition during the year	Balance as at 30.06.2023		Balance as at 01.07.2022	Charged during the year	Balance as at 30.06.2023	Written Down Value as at 30.06.2023
A. At historical cost									
	Building & civil construction	54,10,35,963	-	54,10,35,963	5%	53,18,88,216	4,57,387	53,23,45,603	86,90,360
	Plant & machineries	5,33,76,05,102	-	5,33,76,05,102	5%	2,73,64,22,931	13,00,59,109	2,86,64,82,040	2,47,11,23,063
	Vehicles	1,44,56,948	-	1,44,56,948	20%	1,25,20,488	3,87,292	1,29,07,780	15,49,168
	Office equipments	1,58,90,993	1,80,000	1,60,70,993	10%	1,48,18,642	1,25,235	1,49,43,877	11,27,116
	Furniture & fixtures	38,04,777	-	38,04,777	10%	38,04,777	-	38,04,777	-
Sub Total		5,91,27,93,783	1,80,000	5,91,29,73,783		3,29,94,55,054	13,10,29,023	3,43,04,84,077	2,48,24,89,707
B. Revaluation									
2	Building & civil construction	1,65,47,715	-	1,65,47,715	5%	82,94,557	4,12,658	87,07,215	78,40,500
3	Plant & machineries	26,90,66,416	-	26,90,66,416	5%	12,95,72,290	69,74,706	13,65,46,996	13,25,19,420
Sub Total		28,56,14,131	-	28,56,14,131		13,78,66,847	73,87,364	14,52,54,211	14,03,59,920
Total 30 June 2023 (A+B)		6,19,84,07,914	1,80,000	6,19,85,87,914		3,43,73,21,901	13,84,16,387	3,57,57,38,288	2,62,28,49,626
Total 30 June 2022									
		6,19,80,77,170	3,30,744	6,19,84,07,914		3,40,11,10,694	3,62,11,207	3,43,73,21,901	2,76,10,86,013

		Amount in BDT	
		30 June 2023	30 June 2022
<b>5 Investments</b>			
Energion Renewables (BD) Ltd.		15,00,000	15,00,000
Orion Power Unit-2 Dhaka Limited.		1,90,00,00,000	1,90,00,00,000
		<b>1,90,15,00,000</b>	<b>1,90,15,00,000</b>
<b>6 Inventories</b>			
Spare parts		30,61,68,669	33,24,04,185
HFO, Mobil & Chemical		8,99,04,014	19,41,65,856
Import related expenses-spare parts		-	9,12,587
		<b>39,60,72,682</b>	<b>52,74,82,628</b>
<b>7 Trade receivables</b>			
Receivables from BPDB		2,64,46,38,180	3,69,09,33,658
Current account with other related companies	(Note - 7.01)	1,26,23,19,533	1,28,96,35,604
		<b>3,90,69,57,713</b>	<b>4,98,05,69,262</b>
<b>7.01 Current account with other related companies</b>			
Dutch Bangla Power and Associates Ltd.		60,29,03,091	64,88,65,092
Orion Gas Ltd.		1,27,00,000	1,27,00,000
Digital Power & Associates Ltd.		15,16,60,400	14,02,21,608
Orion Footwear Ltd.		6,28,92,596	6,28,92,596
Orion Oil & Shipping Ltd.		-	2,47,26,986
Orion Power Unit -2 Dhaka Ltd.		2,30,62,182	2,30,62,182
Orion Power Dhaka Ltd.		8,59,28,249	8,59,28,249
Noakhali Gold Foods Ltd.		1,08,59,928	1,08,59,928
Orion Agro Product Ltd.		59,68,510	59,68,510
Orion Home Appliance Ltd.		10,07,496	10,07,496
Orion Power Rupsha Ltd.		14,86,33,401	13,76,33,401
Orion Power Sonargaon Ltd.		7,09,34,124	-
Orion Quaderia Textiles Limited		8,00,00,000	13,00,00,000
Orion Hospital Ltd.		40,00,000	40,00,000
Orion Properties Ltd.		17,69,557	17,69,557
		<b>1,26,23,19,533</b>	<b>1,28,96,35,604</b>
<b>8 Advances, deposits and prepayments</b>			
Advances	(Note- 8.01)	13,60,60,678	10,10,19,754
Deposits	(Note- 8.02)	10,63,54,403	12,82,34,703
Prepayments	(Note- 8.03)	47,10,837	1,28,76,150
		<b>24,71,25,918</b>	<b>24,21,30,607</b>
<b>8.01 Advances</b>			
Advance to employees		6,42,130	65,65,246
TDR - Phoneix Finance		-	1,35,500
Advance to suppliers		1,34,83,940	1,25,32,580
Advance income tax		15,14,692	13,66,512
Other advances		12,04,19,916	8,04,19,916
		<b>13,60,60,678</b>	<b>10,10,19,754</b>

		Amount in BDT	
		30 June 2023	30 June 2022
<b>8.02 Deposits</b>			
Bank guarantee Margin - BPDB		-	2,05,01,000
Bank guarantee Margin - Janata Bank Ltd		2,40,00,000	2,40,00,000
Bank guarantee Margin - Others		25,00,000	38,79,300
L/C Margin account		7,98,54,403	7,98,54,403
		<b>10,63,54,403</b>	<b>12,82,34,703</b>
<b>8.03 Prepayments</b>			
Bank guarantee commission		46,00,007	1,27,19,192
Insurance premium		1,10,830	1,56,958
		<b>47,10,837</b>	<b>1,28,76,150</b>
<b>9 Cash and cash equivalents</b>			
Cash in hand	(Note- 9.01)	11,01,130	11,83,262
Cash at bank	(Note- 9.02)	5,50,20,883	74,57,661
		<b>5,61,22,013</b>	<b>86,40,923</b>
<b>9.01 Cash in hand</b>			
Cash - Head Office		6,25,371	5,69,620
Petty Cash - Site Office		4,75,759	6,13,642
		<b>11,01,130</b>	<b>11,83,262</b>
<b>9.02 Cash at bank</b>			
Agrani Bank Limited Principal Branch A/C-0200000121457		3,69,68,548	2,25,080
Janata Bank Ltd, A/C No: 0100206811816		64,843	1,08,452
Bank Asia Ltd. A/C-02836000112		64,32,176	14,49,707
FSIBL A/C 1121110000572		2,69,266	2,84,956
Social Islami Bank Limited, A/C No. 13300058029		2,30,419	2,31,259
AB Bank Limited. A/c. 4005788335000		1,06,71,787	47,72,832
Premier Bank, Motijheel - 10811100017352		2,64,573	2,65,413
IBBL A/C No- 20501360100448316		43,609	44,299
Janata Bank Limited. FC A/C No. 0100207160410		-	-
Agrani Bank Limited, A/C No. 264033		75,663	75,663
		<b>5,50,20,883</b>	<b>74,57,661</b>
<b>10 Share capital</b>			
<b>Authorised capital</b>			
400,000,000 Ordinary shares of BDT 10/- each		4,00,00,00,000	4,00,00,00,000
		<b>4,00,00,00,000</b>	<b>4,00,00,00,000</b>
<b>Issued, subscribed, called - up &amp; paid up capital</b>			
100,000,000 Ordinary Shares of BDT 10/- each		1,00,00,00,000	1,00,00,00,000
		<b>1,00,00,00,000</b>	<b>1,00,00,00,000</b>

The shareholding position of the company are as under:

Shareholder	Number of share	30 June 2023	30 June 2022
Orion Pharma Limited	9,50,00,000	95,00,00,000	95,00,00,000
Integral Energy Limited	30,00,000	3,00,00,000	3,00,00,000
Jafflong Tea Company Limited	5,00,000	50,00,000	50,00,000
Mohammad Obaidul Karim	5,00,000	50,00,000	50,00,000
Salman Obaidul Karim	6,00,000	60,00,000	60,00,000
Arzuda Karim	3,50,000	35,00,000	35,00,000
Haarhuis Genertoren B.V.	50,000	5,00,000	5,00,000
	<b>10,00,00,000</b>	<b>1,00,00,00,000</b>	<b>1,00,00,00,000</b>

		Amount in BDT	
		30 June 2023	30 June 2022
<b>11</b>	<b>Long term borrowings</b>		
	Mashreq Bank PSC, Dubai	18,65,17,935	1,15,64,88,689
		<b>18,65,17,935</b>	<b>1,15,64,88,689</b>
<b>12</b>	<b>Provision for decommissioning of assets</b>		
	Plant & machinery	5,99,22,594	5,99,22,594
	Building	8,34,82,969	8,34,82,969
		<b>14,34,05,563</b>	<b>14,34,05,563</b>
<b>13</b>	<b>Employee benefits payable</b>		
	Employee welfare fund (Note-13.01)	55,25,970	41,02,159
	Bangladesh workers welfare foundation (Note-13.02)	49,79,606	41,02,159
	Workers profit participation fund (Note-13.03)	4,24,64,738	3,28,17,274
		<b>5,29,70,315</b>	<b>4,10,21,592</b>
<b>13.01</b>	<b>Employee welfare fund</b>		
	Opening balance	41,02,159	35,55,795
	Add: Addition during the year	14,23,811	5,46,364
	Less: Payment during the year	-	-
		<b>55,25,970</b>	<b>41,02,159</b>
<b>13.02</b>	<b>Bangladesh workers welfare foundation</b>		
	Opening balance	41,02,159	35,55,795
	Add: Addition during the year	14,23,811	5,46,364
	Less: Payment during the year	(5,46,364)	-
		<b>49,79,606</b>	<b>41,02,159</b>
<b>13.03</b>	<b>Workers profit participation fund</b>		
	Opening balance	3,28,17,274	2,84,46,361
	Add: Addition during the year	1,13,90,488	43,70,913
	Less: Payment during the year	(17,43,023)	-
		<b>4,24,64,738</b>	<b>3,28,17,274</b>
WPPF is charged @ 5% of net profit before tax as per labor act 2006 (Amended in 2008), whereas 80% is allocated to "Worker profit participation fund", 10% to "Employee welfare fund" and 10% to "Bangladesh workers welfare foundation".			
<b>14</b>	<b>Trade and other payables</b>		
	Accounts payable - suppliers	2,69,04,87,725	3,54,17,15,007
	Current account with inter companies (Note-14.01)	35,11,85,499	12,66,03,115
		<b>3,04,16,73,224</b>	<b>3,66,83,18,122</b>
<b>14.01</b>	<b>Current account with inter companies</b>		
	Interior Accom Consortium Ltd.	3,31,57,000	3,31,57,000
	Orion Capital Ltd.	1,84,20,000	1,84,20,000
	Energion Renewables (BD) Ltd.	30,00,000	30,00,000
	Orion Oil & Shipping Ltd.	29,66,08,499	-
	Orion Power Sonargaon Ltd.	-	7,20,26,115
		<b>35,11,85,499</b>	<b>12,66,03,115</b>
<b>15</b>	<b>Accrued expenses</b>		
	Salary and other allowance	84,83,814	89,42,597
	Director's remuneration	50,78,333	44,99,996
	Lease Finance- Phoneix Finance	-	17,313
	Interest Payable - Mashreq Dubai	-	24,90,209
	Retention money	20,89,606	20,89,606
	Withholding VAT	1,32,13,261	1,29,25,937
	Withholding Tax	99,42,617	99,08,559
	Audit fees	4,00,000	3,45,000
	Provision for gratuity	99,62,889	1,02,65,739
	Other payable	7,54,66,791	6,40,29,095
		<b>12,46,37,311</b>	<b>11,55,14,051</b>



		Amount in BDT	
		30 June 2023	30 June 2022
<b>16</b>	<b>Revenue</b>		
	Reference energy price (Variable - O&M)	99,67,04,271	50,76,52,878
	Sales Revenue - HFO OOSL	4,40,82,27,561	2,91,78,86,191
	Foreign exchange gain /(Loss)	11,96,203	3,09,056
		<b>5,40,61,28,034</b>	<b>3,42,58,48,125</b>
<b>17</b>	<b>Cost of power generation</b>		
	Opening Balance	19,41,65,856	11,64,21,205
	Add: Purchase (Note - 17.01)	4,65,03,74,676	3,20,20,16,024
		<b>4,84,45,40,532</b>	<b>3,31,84,37,229</b>
	Less: Closing Balance	8,99,04,014	19,41,65,856
		<b>4,75,46,36,518</b>	<b>3,12,42,71,372</b>
	Add: Plant overhead (Note - 17.02)	26,58,55,450	15,94,32,891
		<b>5,02,04,91,969</b>	<b>3,28,37,04,264</b>
<b>17.01</b>	<b>Purchase of raw material</b>		
	Mobil & Chemical	8,34,17,688	4,13,97,098
	HFO - OOSL	4,56,69,56,988	3,16,06,18,926
		<b>4,65,03,74,676</b>	<b>3,20,20,16,024</b>
<b>17.02</b>	<b>Plant overhead</b>		
	O & M services	3,21,81,228	2,02,10,939
	Repair & maintenance	1,76,15,333	1,92,97,368
	Salaries & allowances	6,25,03,084	6,27,99,519
	Tours & travels	87,48,331	86,04,331
	Foreign exchange loss	-	91,44,997
	Land rent	62,63,213	30,70,682
	Depreciation	13,84,16,387	3,62,11,207
	Insurance, taxes & duties	1,27,874	93,848
		<b>26,58,55,450</b>	<b>15,94,32,891</b>
<b>18</b>	<b>General and administrative expenses</b>		
	Directors remuneration	84,00,000	84,00,000
	Advertisement	-	3,60,000
	Entertainment	24,53,438	14,42,726
	Fooding expenses	49,07,859	54,07,059
	Plant office utilities	4,40,100	5,45,320
	Plant office communication	9,53,534	13,52,071
	Fees & taxes	70,69,789	23,17,862
	Stationary, accessories & supplies	75,686	53,997
	Security service	39,17,447	49,46,262
	Consultancy fees	6,65,000	10,53,750
	Audit fee	4,00,000	3,45,000
	CSR	-	2,36,800
		<b>2,92,82,853</b>	<b>2,64,60,847</b>
<b>19</b>	<b>Finance cost</b>		
	Interest Expense	3,83,54,214	4,94,73,719
	Interest Expenses- Lease Finance (Phoneix Finance)	1,70,514	13,562
	Bank commission & VAT on Commission	1,86,98,485	3,17,25,585
	Bank charges & others	1,29,703	1,53,608
		<b>5,73,52,916</b>	<b>8,13,66,474</b>
<b>20</b>	<b>Earning per share</b>		
	The computation is given below:		
	Profit after tax	28,47,62,188	10,92,72,816
	Number of ordinary shares outstanding during the period	10,00,00,000	10,00,00,000
	<b>Basic earning per share (EPS)</b>	<b>2.85</b>	<b>1.09</b>

## 21 Financial risk management objectives and policies

The company's principal financial liabilities comprise loans and borrowings, trade and other payables. The main purpose of these financial liabilities is to finance the company's operations. The company has trade receivables, and cash and bank balances that arrive directly from its operations.

Financial instruments give rise to cash flow interest rate risk, foreign currency risk, other price risk, credit risk, and liquidity risk. Information on how these risks arise is set out below, as are the objectives, policies and processes agreed by the board for their management and the methods used to measure each risk.

The company's senior management oversees the management of these risks. The senior management ensures that the financial risk-taking activities are governed by appropriate policies and procedures and those financial risks are identified, measured and managed in accordance with policies and risk appetite.

### Interest rate risk

Interest rate risk is the risk that the fair value or future cash flows of a financial instrument will fluctuate because of changes in market interest rates. As a policy, the company has decided to obtain all its borrowings at fixed interest rates. Hence there is no exposure to the risk of changes in market interest rates.

### Foreign currency risk

Foreign currency risk is the risk that the fair value or future cash flows of a financial instrument will fluctuate because of changes in foreign exchange rates.

The company's earnings and cash flows are significantly influenced by US dollars (USD) since USD is the currency in which the company's sales are denominated. The financial position and results of the company can be affected significantly by movements in the BDT / USD exchange rates. Presently, the company does not hedge any exposure on account of foreign currency risk.

### Credit risk

Credit risk is the risk that counterparty will not meet its obligations under a financial instrument or customer contract, leading to a financial loss. The company is exposed to credit risk from its operating activities (primarily for trade receivables) and from its financing activities, including deposits with banks, foreign exchange transactions and other financial instruments.

### Trade receivables

At present all output of the company is sold to a single customer and trade receivable as on the reporting dates represents amounts receivable from the said customer. The party is a government owned undertaking and the management does not foresee any risk relating to the credit quality of the customer.

### Financial instruments and cash deposits

Credit risk from balances with banks is managed by the company's treasury department in accordance with the company's policy. Investments of surplus funds are made only with approved counterparties. Counterparty credit limits are reviewed by the company's Board of Directors on regular basis, and may be updated throughout the year subject to approval of the Board of Directors. The limits are set to minimize the concentration of risks and therefore mitigate financial loss through potential counterparty's failure.

### Liquidity risk

Liquidity risk is defined as the risk that the company will not be able to settle or meet its obligations on time or at a reasonable price.

The company's approach to managing liquidity is to ensure, as far as possible, that it will always have sufficient liquidity to meet its liabilities when due, under both normal and stressed conditions, without incurring unacceptable losses or risking damage to the company's reputation. Typically, management ensures that it has sufficient cash and cash equivalent to meet expected operational expenses, including the servicing of financial obligation through preparation of the cash forecast, prepared based on time line of payment of the financial obligation and accordingly arrange for sufficient liquidity/fund to make the expected payment within due date.

The table below summarizes the maturity profile of the financial liabilities based on contractual undiscounted payments.

As at June 30, 2023:

	Long term borrowings	Provision for Decommission of Assets	Trade payables	Accruals and other payables	Total
Amount repayable within 1 year	18,65,17,935	-	3,04,16,73,224	12,46,37,311	3,35,28,28,470
Amount repayable within 2 to 5 years	-	14,34,05,563	-	-	14,34,05,563

## 22 Related party transactions

The company has entered into transactions with other entities that fall within the definition of related party as contained in IAS-24 "Related Party Disclosures". Total transactions of the significant related party as at 30 June 2023 are as follows:

Name of Related Parties	Relationship	Nature of Transaction	Opening Balance as on 01. 07.2022	Addition	Adjustment	Closing Balance as on 30. 06.2023
Orion Pharma Ltd	Holding Company	Investment in Share Capital	(95,00,00,000)	-	-	(95,00,00,000)
Dutch Bangla Power & Associates Ltd	Common director/ Share holding	Intercompany Current A/C	64,88,65,092	51,06,051	(5,10,68,052)	60,29,03,091
Interior Accom Consortium Ltd	Common director/ Share holding	Intercompany Current A/C	(3,31,57,000)	-	-	(3,31,57,000)
Orion Gas Ltd	Common director/ Share holding	Intercompany Current A/C	1,27,00,000	-	-	1,27,00,000
Digital Power & Associates Ltd	Common director/ Share holding	Intercompany Current A/C	14,02,21,608	1,23,80,092	(9,41,300)	15,16,60,400
Orion Power Dhaka Ltd.	Common director/ Share holding	Intercompany Current A/C	8,59,28,249	-	-	8,59,28,249
Orion Properties Ltd.	Common director/ Share holding	Intercompany Current A/C	17,69,557	-	-	17,69,557
Orion Capital Ltd.	Common director/ Share holding	Intercompany Current A/C	(1,84,20,000)	-	-	(1,84,20,000)
Orion Footwear Ltd.	Common director/ Share holding	Intercompany Current A/C	6,28,92,596	-	-	6,28,92,596
Orion Oil & Shipping Ltd.	Common director/ Share holding	Intercompany Current A/C	2,47,26,986	17,99,04,400	(50,12,39,885)	(29,66,08,499)
Noakhali Gold Foods Ltd.	Common director/ Share holding	Intercompany Current A/C	1,08,59,928	-	-	1,08,59,928
Orion Power Unit-2 Dhaka Ltd.	Common director/ Share holding	Intercompany Current A/C	2,30,62,182	-	-	2,30,62,181
Orion Agro Product Ltd.	Common director/ Share holding	Intercompany Current A/C	59,68,510	-	-	59,68,510
Orion Home Appliance Ltd.	Common director/ Share holding	Intercompany Current A/C	10,07,496	-	-	10,07,496
Orion Power Rupsha Ltd.	Common director/ Share holding	Intercompany Current A/C	13,76,33,401	1,10,00,000	-	14,86,33,401
Orion Power Sonargaon Ltd.	Common director/ Share holding	Intercompany Current A/C	(7,20,26,115)	15,20,67,200	(91,06,961)	7,09,34,124
Orion Quaderia Textiles Limited	Common director/ Share holding	Intercompany Current A/C	13,00,00,000	-	(5,00,00,000)	8,00,00,000
Energion Renewables (BD) Ltd.	Common director/ Share holding	Intercompany Current A/C	(30,00,000)	-	-	(30,00,000)
Orion Hospital Ltd.	Common director/ Share holding	Intercompany Current A/C	40,00,000	-	-	40,00,000

### Transaction with Key Management Personnel:

Particulars	Value in BDT
Managerial remuneration paid or payable during the period to the directors, including managing directors, a managing agent or manager	84,00,000
Expenses reimbursed to managing agent	-
Commission or remuneration payable separately to a managing agent or his associate	-
Commission received or receivable by the managing agent or his associate as selling or buying agent of other concerns in respect of contracts entered into by such concerns with the company	-
The money value of the contracts for the sale or purchase of goods and materials or supply of services, entered into by the company with the managing agent or his associate during the period	-
Any other perquisite or benefits in cash or in kind stating, approximate money value where applicable	-
Other allowances and commission including guarantee commission	-
Share Based payments	-
(i) Pensions	-
(ii) Gratuities	-
(iii) Payments from a provident funds, in excess of own subscription and interest thereon	-

**23 Capacity utilization**

Licensed capacity	Installed capacity	Plant factor 2023	Plant factor 2022
		(% on licensed capacity)	(% on licensed capacity)
100 MW	106.80 MW	Average 32.00% Max. 48.00%	Average 57.00% Max. 78.00%

**24 Employee details**

During the period, there were 92 employees employed for the full year and the end of the period, there were 92 employees in the company with remuneration of BDT 12,478 per month and above.

**25 Rounding off**

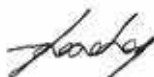
Amounts appearing in these financial statements have been rounded off to the nearest BDT.

**26 Authorisation of financial statements to issue**

The financial statements were authorised for issue by the Board of Directors on 31 October 2023.



Chairman



Managing Director



Chief Financial Officer

Dated, Dhaka;  
01 November 2023

Subsidiary 2

## Dutch Bangla Power & Associates Ltd.



### Directors' report

Reference to the provisions of Section 184 of the Companies Act 1994, and IAS/ IFRS codes, as adopted by the Institute of Chartered Accountants of Bangladesh (ICAB), it is a pleasure and privilege on the part of the Board of Directors to submit the Directors' report of Dutch Bangla Power & Associates Limited to the shareholders together with the audited financial statements containing Statement of Financial Position as at June 30, 2023, Statement of Profit or Loss and Other Comprehensive Income, Statement of Changes in Equity, Statement of Cash Flows and Notes to the financial statements for the year ended June 30, 2023 at this Annual General Meeting.



## Operations

Dutch Bangla Power & Associates Limited (DBPAL) is a power generation company and was incorporated on July 1, 2010 as a public limited company in Bangladesh. The company has set up a 100 MW HFO power plant on quick rental basis in Siddhirganj, Narayanganj, near the bank of the Shitalakshya river and has been in commercial operation since July 21, 2011.

The use of world class equipment and deployment of world class EPC contractor enabled us to finish this project in due time, the erection period of this project was only 9 (nine) months. DBPAL has been in profitable operations all over the years till date. All employees and staffs are working round the clock in 3 (three) shifts. Orion Pharma Ltd. holds 67% of equity share of this company.

## Appointment of Auditors

The Auditors, S. F. Ahmed & Co., Chartered Accountants, who were appointed as the statutory auditors of the company in the last Annual General Meeting, will retire in the ensuing AGM and have confirmed their eligibility and willingness to accept their office for the forthcoming financial year, if re-appointed.

## Acknowledgement

The Board of Directors thankfully acknowledge the contribution made and support & co-operation given by the BPDB, employees, creditors, banks, insurance companies, utility providers, and the Government in particular and look forward to a bright future for all of us.



Mohammad Obaidul Karim  
Chairman

## Shareholding structure

The present shareholding pattern of the company is as follows:

Shareholders' name	No. of shares held	% of holding
Orion Pharma Limited	6,700,000	67.00
Mr. Mohammad Obaidul Karim	100,000	1.00
Mrs. Arzuda Karim	10,000	0.10
Mr. Salman Obaidul Karim	3,087,500	30.88
Shenzen Nanshan Power Co. Limited	50,000	0.50
Jafflong Tea Company Limited	2,500	0.02
Orion Tea Company Limited	50,000	0.50
<b>Total</b>	<b>10,000,000</b>	<b>100.00</b>

## Board of Directors

The following persons are the members of the Board of the company:

Name	Position
Mr. Mohammad Obaidul Karim	Chairman
Mr. Salman Obaidul Karim	Managing Director
Mrs. Arzuda Karim	Director
Mr. Md. Shafiqur Rahman	Nominated Director

## Financial reviews

The summary of the comparative analysis of results of 2022-23 and 2021-22 is as follows:

Particulars	Amount in BDT	
	2022-23	2021-22
Revenue	5,463,912,283	3,240,594,379
Gross profit	217,280,170	187,018,682
Profit from operation	185,291,229	163,527,849
Net profit before tax	118,326,845	118,799,860
Net profit after tax	118,326,845	118,799,860
Total assets	9,428,845,926	9,777,309,437
Shareholders' equity	3,728,950,575	3,610,623,729
Earnings per share	11.83	11.88
Net asset value per share	372.90	361.06

# Dutch Bangla Power & Associates Ltd.

## Auditors' Report & Financial Statements as at and for the year ended 30 June 2023

### **S.F. AHMED & CO.**

Chartered Accountants, since 1958

House # 51 (2<sup>nd</sup> Floor), Road # 9, Block F,  
Banani, Dhaka 1213, Bangladesh

Phones: (880-2) 222294026 & 222270957

E-mails: (i) sfaco@dhaka.net; (ii)

sfaco@sfahmedco.com



WE ARE AN INDEPENDENT MEMBER OF  
**THE GLOBAL ADVISORY  
AND ACCOUNTING NETWORK**

# S. F. AHMED & CO.

Chartered Accountants | since 1958

House # 51 (2<sup>nd</sup> & 3<sup>rd</sup> Floors)  
Road # 09, Block F, Banani  
Dhaka 1213, Bangladesh  
Website: [www.sfahmedco.com](http://www.sfahmedco.com)

Telephone : (88-02) 222294026, 222270957  
Mobile : (88) 01707 079855, 01707 079856  
E-mails : [sfaco@sfahmedco.com](mailto:sfaco@sfahmedco.com)  
[sfaco@dhaka.net](mailto:sfaco@dhaka.net)

## AUDITORS' REPORT TO THE SHAREHOLDERS of DUTCH BANGLA POWER AND ASSOCIATES LTD.

### Opinion

We have audited the financial statements of Dutch Bangla Power and Associates Ltd. (the "Company"), which comprise the financial position as at 30 June 2023, and the statement of profit or loss and other comprehensive income, statement of changes in equity and statement of cash flows for the year then ended, and notes to the financial statements, including a summary of significant accounting policies and other explanatory information.

In our opinion, the accompanying financial statements give true and fair view of the financial position of the Company as at 30 June 2023, and of its performance and its cash flows for the year then ended in accordance with International Financial Reporting Standards (IFRSs).

### Basis for Opinion

We conducted our audit in accordance with International Standards on Auditing (ISAs). Our responsibilities under those standards are further described in the Auditors' Responsibilities for the Audit of the Financial Statements section of our report. We are independent of the Company in accordance with the International Ethics Standards Board for Accountants' Code of Ethics for Professional Accountants (IESBA Code) and, we have fulfilled our other ethical responsibilities in accordance with the IESBA Code and the Institute of Chartered Accountants of Bangladesh (ICAB) Bye Laws. We believe that the audit evidence we have obtained is sufficient and appropriate to provide a basis for our opinion.

### Responsibilities of Management and Those Charged with Governance for the Financial Statements and Internal Controls

Management is responsible for the preparation and fair presentation of the financial statements in accordance with IFRSs and for such internal control as management determines is necessary to enable the preparation of financial statements that are free from material misstatement, whether due to fraud or error. The Companies Act, 1994 require the Management to ensure effective internal audit, internal control and risk management functions of the Company.

In preparing the financial statements, management is responsible for assessing the Company's ability to continue as a going concern, disclosing, as applicable, matters related to going concern and using the going concern basis of accounting unless management either intends to liquidate the Company or to cease operations, or has no realistic alternative but to do so.

Those charged with governance are responsible for overseeing the Company's financial reporting process.

### Auditor's Responsibilities for the Audit of the Financial Statements

Our objectives are to obtain reasonable assurance about whether the financial statements as a whole are free from material misstatement, whether due to fraud or error, and to issue an auditor's report that includes our opinion. Reasonable assurance is a high level of assurance, but is not a guarantee that an audit conducted in accordance with ISAs will always detect a material misstatement when it exists. Misstatements can arise from fraud or error and are considered material if, individually or in the aggregate, they could reasonably be expected to influence the economic decisions of users taken on the basis of these financial statements

As part of an audit in accordance with ISAs, we exercise professional judgment and maintain professional skepticism throughout the audit. We also:


- Identify and assess the risks of material misstatement of the financial statements, whether due to fraud or error, design and perform audit procedures responsive to those risks, and obtain audit evidence that is sufficient and appropriate to provide a basis for our opinion. The risk of not detecting a material misstatement resulting from fraud is higher than for one resulting from error, as fraud may involve collusion, forgery, intentional omissions, misrepresentations, or the override of internal control.
- Obtain an understanding of internal control relevant to the audit in order to design audit procedures that are appropriate in the circumstances.
- Evaluate the appropriateness of accounting policies used and the reasonableness of accounting estimates and related disclosures made by management.
- Conclude on the appropriateness of management's use of the going concern basis of accounting and, based on the audit evidence obtained, whether a material uncertainty exists related to events or conditions that may cast significant doubt on the Company's ability to continue as a going concern. If we conclude that a material uncertainty exists, we are required to draw attention in our auditor's report to the related disclosures in the financial statements or, if such disclosures are inadequate, to modify our opinion. Our conclusions are based on the audit evidence obtained up to the date of our auditor's report. However, future events or conditions may cause the Company to cease to continue as a going concern.
- Evaluate the overall presentation, structure and content of the financial statements, including the disclosures, and whether the financial statements represent the underlying transactions and events in a manner that achieves fair presentation.

We communicate with those charged with governance regarding, among other matters, the planned scope and timing of the audit and significant audit findings, including any significant deficiencies in internal control that we identify during our audit.

#### ***Report on other Legal and Regulatory Requirements***

In accordance with the Companies Act 1994, we also report the following:

- a) we have obtained all the information and explanations which to the best of our knowledge and belief were necessary for the purposes of our audit and made due verification thereof;
- b) in our opinion, proper books of accounts as required by law have been kept by the Company so far as it appeared from our examination of these books; and
- c) the statements of financial position and statement of profit or loss and other comprehensive income dealt with by the report are in agreement with the books of accounts.

Firm's Name : S. F. Ahmed & Co., Chartered Accountants  
Firm's Registration No. : 10898 E.P. under Partnership Act 1932  
Signature :   
Engagement Partner Name : Md. Enamul Haque Choudhury, FCA,  
Senior Partner/Enrollment No. 471  
DVC Number : 2311010471AS482436  
Date : 01 November 2023


**Dutch Bangla Power and Associates Ltd.**  
**Statement of Financial Position**  
**As at 30 June 2023**

	Notes	Amount in BDT	
		30 June 2023	30 June 2022
ASSETS			
Non-current assets			
Property, plant and equipment	4	3,46,69,43,559	3,61,61,95,761
Investment	5	1,90,00,00,000	1,90,00,00,000
		5,36,69,43,559	5,51,61,95,761
Current assets			
Inventories	6	36,42,62,877	48,63,94,872
Trade and other receivables	7	3,37,78,32,070	3,46,02,68,596
Advances, deposits and prepayments	8	27,06,50,030	30,73,69,934
Cash and cash equivalents	9	4,91,57,390	70,80,275
		4,06,19,02,367	4,26,11,13,676
TOTAL ASSETS		9,42,88,45,926	9,77,73,09,437
EQUITY AND LIABILITIES			
Equity			
Share capital	10	10,00,00,000	10,00,00,000
Revaluation surplus		33,42,34,507	33,59,86,498
Retained earnings		3,29,47,16,068	3,17,46,37,230
		3,72,89,50,575	3,61,06,23,729
Non-current liabilities			
Long term borrowings	11	33,66,41,448	1,15,05,54,655
		33,66,41,448	1,15,05,54,655
Current liabilities			
Employee benefits payable	12	4,29,28,758	3,94,98,561
Trade and other payables	13	5,14,72,02,776	4,80,95,87,469
Accrued expenses	14	17,31,22,367	16,70,45,023
		5,36,32,53,902	5,01,61,31,053
TOTAL EQUITY AND LIABILITIES		9,42,88,45,926	9,77,73,09,437

The annexed notes form an integral part of these financial statements.



Chairman



Managing Director



Chief Financial Officer

Signed in terms of our separate report of even date annexed.

Dated, Dhaka;  
01 November 2023

Md. Enamul H. Choudhury  
Senior Partner  
S. F. Ahmed & Co.  
Chartered Accountants  
DVC No. 2311010471AS482436



**Dutch Bangla Power and Associates Ltd.**  
**Statement of Profit or Loss and Other Comprehensive Income**  
**For the year ended 30 June 2023**

	Notes	Amount in BDT	
		01 July 2022 to 30 June 2023	01 July 2021 to 30 June 2022
Revenue	15	5,46,39,12,283	3,24,05,94,379
Cost of power generation	16	(5,24,66,32,113)	(3,05,35,75,697)
<b>Gross profit</b>		<b>21,72,80,170</b>	<b>18,70,18,682</b>
<b>Operating expenses</b>			
General and administrative expenses	17	(3,19,88,941)	(2,34,90,833)
<b>Profit from operation</b>		<b>18,52,91,229</b>	<b>16,35,27,849</b>
Finance cost	18	(6,10,48,042)	(8,81,87,292)
Interest and other income		-	4,93,99,295
<b>Net profit from operation</b>		<b>12,42,43,187</b>	<b>12,47,39,853</b>
Workers profit participation fund		(59,16,342)	(59,39,993)
<b>Net profit before tax</b>		<b>11,83,26,845</b>	<b>11,87,99,860</b>
Income tax expenses		-	-
<b>Net profit after tax</b>		<b>11,83,26,845</b>	<b>11,87,99,860</b>
Other comprehensive income		-	-
<b>Total comprehensive income for the year</b>		<b>11,83,26,845</b>	<b>11,87,99,860</b>
<b>Basic Earning Per Share (EPS)</b>	<b>19</b>	<b>11.83</b>	<b>11.88</b>

The annexed notes form an integral part of these financial statements.



Chairman



Managing Director



Chief Financial Officer

Signed in terms of our separate report of even date annexed.

Dated, Dhaka;  
01 November 2023



Md. Enamul H. Choudhury  
Senior Partner  
S. F. Ahmed & Co.  
Chartered Accountants  
DVC No. 2311010471AS482436

**Dutch Bangla Power and Associates Ltd.**  
**Statement of Changes in Equity**  
**For the year ended 30 June 2023**

	Amount in BDT			
	Share Capital	Retained Earnings	Revaluation Surplus	Total
<b>Balance at 01 July 2022</b>	10,00,00,000	3,17,46,37,230	33,59,86,498	3,61,06,23,729
Transfer of depreciation on revaluation surplus to retained earnings	-	17,51,991	(17,51,991)	-
Net profit after tax	-	11,83,26,846	-	11,83,26,846
<b>Balance at 30 June 2023</b>	<b>10,00,00,000</b>	<b>3,29,47,16,068</b>	<b>33,42,34,507</b>	<b>3,72,89,50,575</b>
<b>Balance at 01 July 2021</b>	10,00,00,000	3,05,51,12,126	33,67,11,743	3,49,18,23,869
Transfer of depreciation on revaluation surplus to retained earnings	-	7,25,245	(7,25,245)	-
Net profit after tax	-	11,87,99,860	-	11,87,99,860
<b>Balance at 30 June 2022</b>	<b>10,00,00,000</b>	<b>3,17,46,37,230</b>	<b>33,59,86,498</b>	<b>3,61,06,23,729</b>



Chairman



Managing Director



Chief Financial Officer

Dated, Dhaka;  
01 November 2023

**Dutch Bangla Power and Associates Ltd.**  
**Statement of Cash Flows**  
**For the year ended 30 June 2023**

	Amount in BDT	
	01 July 2022 to 30 June 2023	01 July 2021 to 30 June 2022
<b>A. Cash flows from operating activities</b>		
Cash receipts from customers and others	5,75,41,43,918	2,86,20,10,266
Cash paid to suppliers, employees and other parties	(4,82,59,95,263)	(2,33,99,51,654)
<b>Net cash provided by operating activities</b>	<b>92,81,48,655</b>	<b>52,20,58,612</b>
<b>B. Cash flows from investing activities</b>		
Acquisition of property, plant and equipment	(52,41,234)	(2,57,900)
<b>Net cash used in investing activities</b>	<b>(52,41,234)</b>	<b>(2,57,900)</b>
<b>C. Cash flows from financing activities</b>		
(Repayment of)/Proceeds from long term borrowings	(81,39,13,207)	(57,83,59,960)
Finance cost	(6,69,04,404)	(3,92,02,372)
(Repayment of)/Proceeds from short term borrowing	(12,695)	(3,66,425)
<b>Net cash used in financing activities</b>	<b>(88,08,30,306)</b>	<b>(61,79,28,757)</b>
Net changes in cash and cash equivalents (A+B+C)	4,20,77,115	(9,61,28,045)
Cash and cash equivalents at the beginning of the year	70,80,275	10,32,08,321
<b>Cash and cash equivalents at the end of the year</b>	<b>4,91,57,390</b>	<b>70,80,275</b>



Chairman



Managing Director



Chief Financial Officer

Dated, Dhaka;  
01 November 2023

## Dutch Bangla Power and Associates Ltd. Notes to the Financial Statements As at and for the year ended 30 June 2023

### 1. Corporate information

Dutch Bangla Power and Associates Ltd. was incorporated on 01 July 2010 as a public limited company in Bangladesh and obtained the certificate of commencement of business under the Companies Act 1994, on the same date. The registered office of the company is at Orion House, 153-154 Tejgaon Industrial Area, Dhaka-1208, Bangladesh.

#### 1.1 Nature of business

The company has set up a 100 MW HFO Power Plant on quick rental basis in Siddhirganj, Narayanganj with machineries and equipments supplied by Wartsila Finland OY for generation and supply of electricity. The company has signed the contract with Bangladesh Power Development Board (hereinafter referred as BPDB) acting as an off taker to supply power to them solely under the contract No. 09756 executed on July 01, 2010. According to the said contract, the Government will purchase the power for a period of five (5) years commencing from July 21, 2011. The contract has been extended for further five (5) years effective from 22 July 2016 vide memo no-27.00.0000.071.14.122.2010.534 dated 01 December 2016. The contract then expired on 22 July 2021. The government renewed the contract for two (2) years effective from 24 March 2022 vide memo no - 27.11.0000.101.14.020.22-1696 dated: 10 April 2022. The purpose of this contract is to supply of Net Energy Output, under the terms and conditions provided "No Electricity, No Payment and also without any guaranteed Minimum Off-take" basis by Rental Power Company by BPDB.

### 2. Basis of preparation of financial statements

#### 2.1 Reporting framework and compliance thereof

The financial statements have been prepared in compliance with the requirements of the Companies Act 1994 and other relevant local laws and regulations, and in accordance with the International Financial Reporting Standards (IFRSs) and International Accounting Standards (IASs).

#### 2.2 Measurement of the elements of financial statements

Measurement is the process of determining the monetary amounts at which the elements of the financial statements are to be recognized and carried in the statement of financial position and statement of profit or loss and other comprehensive income. The measurement basis adopted by the company is historical cost except for land, buildings & civil constructions and plant & machinery, which are stated at fair value. Under the historical cost, assets are recorded at the amount of cash or cash equivalents paid or the fair value of the consideration given to acquire them at the time of their acquisition. Liabilities are recorded at the amount of proceeds received in exchange for the obligation.

#### 2.3 Functional and presentation currency

The functional and presentation currency of the company is Bangladeshi Taka (BDT). The company earns its revenues in United State Dollars (US\$), however, all other incomes/expenses and transactions are in Bangladeshi Taka (BDT) and the competitive forces and regulations of Bangladesh determine the sale prices of its goods and services. Further, the entire funds from financing activities are generated in BDT and the receipts from operating activities are retained in BDT.

#### 2.4 Going concern

When preparing financial statements, management shall make an assessment of an entity's ability to continue as a going concern. The company prepares its financial statements on a going concern basis as the company has adequate resources to continue its operation for the foreseeable future and management does not intend to liquidate the entity or to cease trading, or has no realistic alternative but to do so.

#### 2.5 Accrual basis of accounting

The company prepares its financial statements, except for cash flow information, using the accrual basis of accounting. When the accrual basis of accounting is used, an entity recognizes items as assets, liabilities, equity, income and expenses (the elements of financial statements) when they satisfy the definitions and recognition criteria for those elements in the Framework.

## **2.6 Materiality and aggregation**

The company presents separately each material class of similar items and items of a dissimilar nature or function unless they are immaterial. Financial statements result from processing large numbers of transactions or other events that are aggregated into classes according to their nature or function.

## **2.7 Offsetting**

The company does not offset assets and liabilities or income and expenses, unless required or permitted by an IFRS.

## **2.8 Statement of cash flows**

The Statement of Cash Flows has been prepared under "Direct Method" in accordance with the requirements of IAS 7: Statement of Cash Flows.

## **2.9 Reporting period**

The financial period of the company covers one-year period from 01 July 2022 to 30 June 2023.

## **2.10 Comparative information and rearrangement thereof**

Comparative information has been disclosed in respect of the twelve months period from 01 July 2021 to 30 June 2022 for all numeric information in the financial statements and also the narrative and descriptive information where it is relevant for understanding of the current year's financial statements.

## **2.11 Use of estimates and judgments**

The preparation of financial statements in conformity with International Accounting Standards (IASs) and International Financial Reporting Standards (IFRSs) requires management to make judgments, estimates and assumptions that affect the application of accounting policies and the reported amounts of assets, liabilities, income and expenses and for contingent assets and liabilities that require disclosure, during and at the date of the financial statements.

Actual results may differ from these estimates. Estimates and underlying assumptions are reviewed on an ongoing basis. Revisions of accounting estimates are given prospective effect in the financial statements as required by IAS 8: "Accounting Policies, Changes in Accounting Estimates and Errors".

## **3. Significant accounting policies**

The accounting policies set out below have been applied for the period presented in these financial statements.

### **3.1 Property, plant and equipment (PPE)**

#### **Recognition and measurement**

An item shall be recognized as property, plant and equipment if, and only if it is probable that future economic benefits associated with the item will flow to the entity, and the cost of the item can be measured reliably.

Property, plant and equipment were initially stated at cost and subsequently buildings & civil constructions and plant & machineries were revalued and shown at fair value in 2011, since then the assets were depreciated from the revalued amount.

The cost of an item of property, plant and equipment comprises its purchase price, import duties and non-refundable taxes, after deducting trade discount and rebates, and any costs directly attributable to bringing the asset to the location and condition necessary for it to be capable of operating in the intended manner. The cost also includes the cost of replacing part of the property, plant and equipment and borrowing costs for long-term debt availed for the construction/ implementation of the PPE, if the recognition criteria are met.



### Subsequent costs

When significant parts of property, plant and equipment are required to be replaced at intervals, the company recognizes such parts as individual assets with specific useful lives and depreciates them accordingly. Likewise, when a major inspection is performed, its cost is recognized in the carrying amount of the plant and equipment as a replacement if the recognition criteria are satisfied. All other repair and maintenance costs are recognized in the income statement as incurred.

### Revaluation

Land, buildings & civil constructions and plant & machineries are measured at fair value. Valuations are performed at specific intervals to ensure that the fair value of a revalued asset does not differ materially from its carrying amount. On each reporting date, management assess the fair value of the assets to ensure that fair value of revalued assets does not differ materially from its carrying amount. At 31 December 2011, the company made revaluation of its Land and Land developments, Buildings and Plant and Machinery by Syful Shamsul Alam & Co., Chartered Accountants to reflect fair value thereof in terms of Depreciated Current Cost.

Any revaluation surplus on property, plant and equipment is recorded in the statement of profit or loss and other comprehensive income and hence, credited to the revaluation surplus on property, plant and equipment in equity, except to the extent that it reverses a revaluation decrease of the same asset previously recognized in the income statement, in which case, the increase is recognized in the statement of profit or loss and other comprehensive income. A revaluation deficit is recognized in the statement of profit or loss and other comprehensive income, except to the extent that it offsets an existing surplus on the same asset recognized in the asset revaluation reserve.

A transfer from the revaluation surplus on property, plant and equipment to retained earnings is made for the difference between depreciation based on the revalued carrying amount of the assets and depreciation based on the asset's original cost on each reporting date. Additionally, accumulated depreciation as at the revaluation date is eliminated against the gross carrying amount of the asset and the net amount is restated to the revalued amount of the asset. Upon disposal, any revaluation reserve relating to the particular asset being sold is transferred to the retained earnings.

### Depreciation

Depreciation of an asset begins when it gets ready for use. Depreciation is charged on all property plant and equipment other than land and land developments, on a reducing balance method effective from 01 July 2021 at the following rates:

<u>Group of PPE</u>	<u>Depreciation Rate</u>
Building & Civil Construction	5%
Plant & Machineries	5%
Vehicles	20%
Office Equipments	10%
Furniture & Fixtures	10%

### Impairment

At each year-end, the company assesses whether there is any indication that the carrying amount of an asset exceeds its recoverable amount. An asset's recoverable amount is the higher of an asset or cash-generating units (CGU) fair value less cost to sell and its value in use. An impairment loss is recognized as an expense in the statement of profit or loss and other comprehensive income in accordance with the provision of International Accounting Standards IAS 36 unless the asset is revalued in accordance with IAS 16, in this case, the impairment is also recognized in the statement of profit or loss and other comprehensive income up to the amount of any previous revaluation. No such assets have been impaired during the year and for this reason, no provision has been made for impairment of assets.

An assessment is made at each reporting date whether there is any indication that previously recognized impairment losses may no longer exist or may have decreased. If such indication exists, the company estimates the assets or CGUs recoverable amount. A previously recognized impairment loss is reversed only if there has been a change in the assumptions used to determine the asset's recoverable amount since the last impairment loss was recognized. Such reversal is recognized in the statement of profit or loss and other comprehensive income unless the asset is carried at a revalued amount, in which case, the reversal is treated as a revaluation increase.

### **Retirements and disposals**

An asset is derecognized upon disposal or when no future economic benefits are expected from its use and subsequent disposal. Gains or losses arising from the retirement or disposal of an asset is determined as the difference between the net disposal proceeds and the carrying amount of the asset and is recognized as gain or loss from disposal of asset under other income in the statement of profit or loss and other comprehensive income.

### **3.2 Foreign currency transactions**

Transactions in foreign currencies are initially recorded by the company at the functional currency spot rates on the date on which the transaction first qualifies for recognition.

Monetary assets and liabilities denominated in foreign currencies are retranslated at the functional currency spot rate of exchange at the reporting date. All differences arising on settlement or translation of monetary items are taken to the statement of profit or loss and other comprehensive income.

Non-monetary items that are measured in terms of historical cost in a foreign currency are translated using the exchange rates as at the dates of the initial transactions. Non-monetary items measured at fair value in a foreign currency are translated using the exchange rates at the date when the fair value is determined.

### **3.3 Inventories**

Inventories stated at lower of cost and net realizable value as per IAS 2: Inventories. Costs incurred in bringing each product to its present location and conditions are accounted for on a First in First out (FIFO) basis. Costs comprise of expenditure incurred in the normal course of business in bringing out such inventories to its location and conditions.

Net realizable value is the estimated selling price in the ordinary course of business, less estimated costs of completion and the estimated costs necessary to make the sale.

### **3.4 Provisions, accrued expenses and other payables**

Provisions and accrued expenses are recognized in the financial statements in line with the International Accounting Standard (IAS) 37 "Provisions, Contingent Liabilities and Contingent Assets" when

- The company has a legal or constructive obligation as a result of past event.
- It is probable that an outflow of economic benefit will be required to settle the obligation.
- A reliable estimate can be made of the amount of the obligation.

Other Payables are not interest bearing and are stated at their nominal value.

### **3.5 Revenue recognition**

Revenue is recognized in the statement of profit or loss and other comprehensive income upon supply of electricity, quantum of which is determined by survey of meter reading. Revenue is measured at fair value of consideration received or receivable. Revenue under Power Purchase Agreement (PPA) comprises energy payments. Energy payments are calculated based on electricity delivered to BPDB.

Revenue is recognized to the extent that it is probable that the economic benefits will flow to the company and the revenue can be reliably measured, regardless of when the payment is being made. Revenue is measured at the fair value of the consideration received or receivable, taking into account contractually defined terms of payment.

### **3.6 Taxation**

#### **Current tax**

As per sec. 114 of Income Tax Act 2023, 6% tax is payable at the time of rental received as TDS. Bangladesh Power Development Board (BPDB) shall be responsible for payment of income taxes, VAT, duties, levies, all other charges imposed or incurred inside Bangladesh on any payment made by BPDB to Dutch-Bangla Power and Associates Ltd. or the importation (on a re exportable basis) of any plant /equipment (excluding consumable) and /or spare parts before Commercial Operation Date and /or replacement equipment and spare parts for operation throughout the contract period as per contract No.09756 article-17. As 6% TDS is directly paid by BPDB on the invoice amount. So tax amount is not recognized either as income or expenses in the statement of profit or loss and other comprehensive income.

### 3.7 Borrowing cost

In compliance with the requirement of IAS 23 Borrowing Cost, borrowing cost that are directly attributable to the acquisition, construction or production of a qualifying asset form part of the cost of the asset and, therefore capitalized. Other borrowing costs are recognized in the statement of profit or loss and other comprehensive income as finance cost.

### 3.8 Finance cost

Finance costs comprise interest on long-term borrowings, dividend on preference shares and bank charges. All finance costs are recognized in the statement of profit or loss and other comprehensive income except to the extent that are capitalized as per IAS 23.

### 3.9 Financial instrument

The company classifies non-derivative financial assets into the following categories: financial assets at fair value through profit or loss, financial assets at fair value through other comprehensive income and amortized cost.

The company classifies non-derivative financial liabilities into the other financial liabilities category.

#### (i) Non-derivative financial assets and financial liabilities – recognition and derecognition

The company initially recognizes loans and receivables and debt securities issued on the date when they are originated. All other financial assets and financial liabilities are initially recognized on the trade date.

The company derecognizes a financial asset when the contractual rights to the cash flows from the asset expire, or it transfers the rights to receive the contractual cash flows in a transaction in which substantially all of the risks and rewards of ownership of the financial asset are transferred, or it neither transfers nor retains substantially all of the risks and rewards of ownership and does not retain control over the transferred asset. Any interest in such derecognized financial assets that is created or retained by the company is recognized as a separate asset or liability.

The company derecognizes a financial liability when its contractual obligations are discharged or cancelled, or expire.

Financial assets and financial liabilities are offset and the net amount presented in the statement of financial position when, and only when, the company has a legal right to offset the amounts and intends either to settle them on a net basis or to realize the asset and settle the liability simultaneously.

#### (ii) Non-derivative financial assets – measurement

##### Financial assets at fair value through profit or loss

A financial asset is classified as at fair value through profit or loss if it is classified as held-for-trading or is designated as such on initial recognition. Directly attributable transaction costs are recognized in profit or loss as incurred. Financial assets at fair value through profit or loss are measured at fair value and changes therein, including any interest or dividend income, are recognized in profit or loss.

##### Financial assets at fair value through other comprehensive income

These assets are initially recognized at fair value plus any directly attributable transaction costs. Subsequent to initial recognition, they are measured at fair value and changes therein, other than impairment losses and foreign currency differences on debt instruments are recognised in other comprehensive income (OCI) and accumulated in the fair value reserve. When these assets are derecognized, the gain or loss accumulated in equity is reclassified to profit or loss.

### **Amortized cost**

These assets are initially recognized at fair value plus any directly attributable transaction costs. Subsequent to initial recognition, they are measured at amortized cost using the effective interest method.

### **(iii) Non-derivative financial liabilities – measurement**

Non-derivative financial liabilities are initially recognized at fair value less any directly attributable transaction costs. Subsequent to initial recognition, these liabilities are measured at amortized cost using the effective interest method.

A financial instrument is any contract that gives rise to financial assets and a financial liability or equity instrument of another entity.

### **Impairment of financial instruments**

#### *Financial assets*

The company considers evidence of impairment for financial assets at both a specific asset and collective asset level at each reporting date. Financial assets are impaired if objective evidence indicates that a loss event has occurred after the initial recognition of the asset, and that the loss event had a negative effect on the estimated future cash flows of that asset that can be estimated reliably.

Objective evidence that financial assets are impaired can include default or delinquency by a debtor, indications that a debtor will enter bankruptcy, etc. accordingly, 100% provision is made over the amount outstanding.

#### *Non-financial assets*

The carrying amounts of the company's non-financial assets (tangible and intangible) are reviewed at each reporting date to determine whether there is any indication of impairment. If any such indication exists, then the asset's recoverable amount is estimated in order to determine the extent of impairment loss (if any).

Impairment losses recognized in prior periods are assessed at each reporting date for any indications that the loss has decreased or no longer exists. An impairment loss is reversed if there has been a change in the estimates used to determine the recoverable amount. An impairment loss is reversed only to the extent that the asset's carrying amount does not exceed the carrying amount that would have been determined, net of depreciation or amortization, if no impairment loss had been recognized.

### **3.10 Segment reporting**

No geographical and operational segment reporting is applicable for the company as required by IFRS 8 "Operating Segment", as the company operates in single operation in a single geographical area.

### **3.11 Earnings per share**

Basic earnings per share amounts are calculated by dividing net profit for the period attributable to ordinary equity holders by the number of ordinary shares outstanding during the year (Note-19).

Diluted EPS is determined by adjusting the profit or loss attributable to ordinary shareholders and the weighted average number of ordinary shares outstanding, for the effects of all dilutive potential ordinary shares. However, dilution of EPS is not applicable for these financial statements as there were no potential dilutive ordinary shares during the relevant periods.

### **3.12 Events after reporting date**

There have not been any significant events since the reporting date to the date of issue of the financial statements, which could affect the figures stated in the financial statements.

### **3.13 Commitments and contingencies**

Contingencies arising from claim, litigation assessment, fines, penalties etc. are recorded when it is probable that a liability has been incurred and the amount can reasonably be measured.

#### **Capital commitments**

The company has no commitment of capital expenditure as at 30 June 2023.

## 4 Property, plant and equipment

Sl. No.	Group of PPE	COST		Rate (%)	Depreciation		Amount in BDT
		Balance as at 01.07.2022	Addition during the year		Balance as at 30.06.2023	Charged during the year	
A. At historical cost							
1	Land & land development	25,25,34,266	-	-	-	-	25,25,34,266
2	Building & civil construction	44,00,50,552	-	5%	20,98,81,877	1,15,08,434	21,86,60,241
3	Plant & machineries	5,54,54,69,998	-	5%	2,75,29,60,528	13,96,25,474	2,65,28,83,997
4	Vehicles	91,39,557	45,56,684	20%	78,58,955	11,67,457	46,69,828
5	Office equipments	2,44,54,763	6,84,550	10%	2,07,52,291	4,38,702	39,48,320
6	Furniture & fixtures	27,84,418	-	10%	27,70,641	1,378	12,399
Sub Total		6,27,44,33,554	52,41,234		2,99,42,24,292	15,27,41,444	3,14,69,65,736
B. Revaluation							
1	Land	30,09,46,672	-	-	-	-	30,09,46,672
2	Building & civil construction	74,39,607	-	5%	37,58,536	1,84,054	34,97,017
3	Plant & machineries	6,12,29,292	-	5%	2,98,70,536	15,67,938	2,97,90,818
Sub Total		36,96,15,571	-		3,36,29,072	17,51,991	33,42,34,507
Total 30 June 2023 (A+B)		6,64,40,49,125	52,41,234		3,02,78,53,364	15,44,93,436	3,18,23,46,800
Total 30 June 2022		6,64,37,91,225	2,57,900		2,96,69,50,243	6,09,03,122	3,02,78,53,364
							3,61,61,95,761



Amount in BDT		
	30 June 2023	30 June 2022
<b>5 Investment</b>		
Orion Power Unit-2 Dhaka Limited.	1,90,00,00,000	1,90,00,00,000
	<b>1,90,00,00,000</b>	<b>1,90,00,00,000</b>
<b>6 Inventories</b>		
Import related expenses-spare parts	-	29,48,922
HFO, Mobil & Chemical	9,69,04,102	21,44,87,893
Spare parts	26,73,58,775	26,89,58,057
	<b>36,42,62,877</b>	<b>48,63,94,872</b>
<b>7 Trade and other receivables</b>		
Receivables from BPDB	2,63,31,41,785	2,92,33,73,419
Current account with other related companies (Note-7.01)	74,46,90,285	53,68,95,176
	<b>3,37,78,32,070</b>	<b>3,46,02,68,596</b>
<b>7.01 Current account with other related companies</b>		
Digital Power and Associates Ltd.	65,03,28,020	44,25,32,911
Orion Gas Ltd.	3,65,00,000	3,65,00,000
Orion Footwear Ltd.	4,57,69,566	4,57,69,566
Orion Homes Appliance Ltd.	68,00,000	68,00,000
Jafflong Tea Company Ltd.	24,08,371	24,08,371
Orion Oil & Shipping Ltd.	-	-
Orion Agro Products Ltd.	18,84,328	18,84,328
Orion Hospital Ltd.	10,00,000	10,00,000
	<b>74,46,90,285</b>	<b>53,68,95,176</b>
<b>8 Advances, deposits and prepayments</b>		
Advances (Note 8.01)	14,66,28,787	14,99,98,570
Deposits (Note 8.02)	11,29,78,876	14,40,54,876
Prepayments (Note 8.03)	1,10,42,367	1,33,16,488
	<b>27,06,50,030</b>	<b>30,73,69,934</b>
<b>8.01 Advances</b>		
Advance to employees	3,55,543	27,02,447
Advance to suppliers	62,75,630	74,31,077
Advance income tax	5,98,320	3,63,752
TDR - Phoenix Finance	-	1,02,000
Others advances	13,93,99,295	13,93,99,295
	<b>14,66,28,787</b>	<b>14,99,98,570</b>
<b>8.02 Deposits</b>		
Bank guarantee Margin - BPDB	-	2,05,01,000
Bank guarantee Margin - Agrani Bank Ltd	2,83,14,376	2,83,14,376
Bank guarantee Margin - Others	50,00,000	1,55,75,000
L/C Margin	7,96,64,500	7,96,64,500
	<b>11,29,78,876</b>	<b>14,40,54,876</b>
<b>8.03 Prepayments</b>		
Insurance premium	1,24,769	1,06,037
Bank guaranty charge	1,00,50,958	1,32,10,452
Security service	8,66,640	-
	<b>1,10,42,367</b>	<b>1,33,16,488</b>

		Amount in BDT	
		30 June 2023	30 June 2022
<b>9</b>	<b>Cash and cash equivalents</b>		
	Cash in hand (Note-9.01)	14,45,038	14,52,309
	Cash at bank (Note-9.02)	4,77,12,352	56,27,966
		<b>4,91,57,390</b>	<b>70,80,275</b>
<b>9.01</b>	<b>Cash in hand</b>		
	Petty Cash - Head Office	6,53,048	5,12,473
	Petty Cash - Site Office	7,91,990	9,39,836
		<b>14,45,038</b>	<b>14,52,309</b>
<b>9.02</b>	<b>Cash at bank</b>		
	Agrani Bank Limited Pr. Branch-020000051380-(101506810)	3,77,855	5,60,163
	Bank Asia Ltd. A/c no. 2836000111	3,23,99,780	5,06,221
	AB Bank Ltd.A/c no. 4005788422000	1,44,10,916	40,37,995
	SIBL - 9021330449659	2,04,958	2,05,798
	UCBL A/c no. 0951101000009438	92,835	93,525
	Premier Bank, Motijheel 10811100017351	32,367	33,057
	Bank Asia Ltd. A/c no. 04933001013	88,837	89,527
	National Bank Limited. 1067003055909	93,550	94,240
	Mercantile Bank Limited 110111127382718	2,806	4,416
	Agrani Bank Limited. FC A/C No. 0200014751805	8,449	3,024
		<b>4,77,12,352</b>	<b>56,27,966</b>
<b>10</b>	<b>Share capital</b>		
	<b>Authorised capital</b>		
	100,000,000 Ordinary shares of TK. 10/- each	1,00,00,00,000	1,00,00,00,000
		<b>1,00,00,00,000</b>	<b>1,00,00,00,000</b>
	<b>Issued, subscribed, called - up &amp; paid up capital</b>		
	10,000,000 Ordinary Shares of Tk 10/- each	10,00,00,000	10,00,00,000
		<b>10,00,00,000</b>	<b>10,00,00,000</b>

The shareholding position of the company are as under:

Name	No. of Share	30 June 2023	30 June 2022
Orion Pharma Ltd.	67,00,000	6,70,00,000	6,70,00,000
Shenzhen Nanshan Power Company Ltd.	50,000	5,00,000	5,00,000
Mohammad Obaidul Karim	1,00,000	10,00,000	10,00,000
Salman Obaidul Karim	30,87,500	3,08,75,000	3,08,75,000
Jaflong Tea Company Ltd.	2,500	25,000	25,000
Orion Tea Company Ltd.	50,000	5,00,000	5,00,000
Arzuda Karim	10,000	1,00,000	1,00,000
	<b>1,00,00,000</b>	<b>10,00,00,000</b>	<b>10,00,00,000</b>

<b>11</b>	<b>Long term borrowings</b>		
	Mashreq Bank PSC Dubai	33,66,41,448	1,15,05,54,655
		<b>33,66,41,448</b>	<b>1,15,05,54,655</b>
<b>12</b>	<b>Employee benefits payable</b>		
	Employee welfare fund (Note-12.01)	45,41,490	39,49,856
	Bangladesh workers welfare foundation (Note-12.02)	39,47,491	39,49,856
	Workers profit participation fund (Note-12.03)	3,44,39,777	3,15,98,848
		<b>4,29,28,758</b>	<b>3,94,98,560</b>

		Amount in BDT	
		30 June 2023	30 June 2022
<b>12.01 Employee welfare fund</b>			
Opening balance		39,49,856	33,55,857
Add: Addition during the year		5,91,634	5,93,999
Less: Payment during the year		-	-
		<b>45,41,490</b>	<b>39,49,856</b>
<b>12.02 Bangladesh workers welfare foundation</b>			
Opening balance		39,49,856	33,55,857
Add: Addition during the year		5,91,634	5,93,999
Less: Payment during the year		5,93,999	-
		<b>39,47,491</b>	<b>39,49,856</b>
<b>12.03 Workers profit participation fund</b>			
Opening balance		3,15,98,848	2,68,46,854
Add: Addition during the year		47,33,074	47,51,994
Less: Payment during the year		18,92,145	-
		<b>3,44,39,777</b>	<b>3,15,98,848</b>

WPPF is charged @ 5% of net profit before tax as per labor act 2006 (Amended in 2008), whereas 80% is allocated to "Worker profit participation fund", 10% to "Employee welfare fund" and 10% to "Bangladesh workers welfare foundation".

<b>13 Trade and other payables</b>			
Accounts payable - suppliers		3,27,94,47,887	3,46,12,69,804
Current account with inter companies	(Note-13.01)	1,86,77,54,889	1,34,83,17,665
		<b>5,14,72,02,776</b>	<b>4,80,95,87,469</b>
<b>13.01 Current account with inter companies</b>			
Orion Pharma Ltd.		37,23,95,908	37,23,95,908
Orion Power Rupsha Ltd.		1,12,11,332	5,82,11,332
Energion Renewable (BD) Limited		1,23,00,000	1,23,00,000
Orion Power Meghnaghat Ltd.		60,29,03,091	64,88,65,092
Orion Oil & Shipping Ltd.		70,19,13,964	11,66,38,134
Orion Power Sonargaon Ltd.		3,10,30,594	39,07,200
Orion Power Unit -2 Dhaka Ltd.		13,30,00,000	13,30,00,000
Orion Ship Management Limited.		30,00,000	30,00,000
		<b>1,86,77,54,889</b>	<b>1,34,83,17,665</b>
<b>14 Accrued expenses</b>			
Interest payable on long term borrowing		-	58,56,363
Salary & others allowances		1,33,65,050	1,24,39,754
Director remuneration		41,25,000	41,25,000
Retention money		15,29,051	15,29,051
Withholding VAT		54,14,124	54,69,275
Withholding Tax		22,28,809	23,39,443
Other payable		13,46,76,732	12,28,86,334
Audit fee		3,45,000	3,45,000
Lease finance		-	12,695
Provision for gratuity		1,14,38,602	1,20,42,109
		<b>17,31,22,367</b>	<b>16,70,45,023</b>
<b>15 Revenue</b>			
Reference rental price		-	7,11,22,581
Reference energy price (Variable-O&M )		1,01,46,56,082	39,40,85,193
Sales Revenue HFO - OOSL		4,44,87,92,884	2,78,09,83,429
Foreign exchange gain/(loss)		4,63,318	(55,96,824)
		<b>5,46,39,12,283</b>	<b>3,24,05,94,379</b>
Add: Prior year adjustment			

		Amount in BDT	
		30 June 2023	30 June 2022
<b>16</b>	<b>Cost of power generation</b>		
	Opening Balance	21,44,87,893	29,00,96,541
	Add: Purchase (Note- 16.01)	4,80,79,35,357	2,79,04,30,863
		<b>5,02,24,23,250</b>	<b>3,08,05,27,404</b>
	Less: Closing Balance	9,69,04,102	21,44,87,893
		<b>4,92,55,19,148</b>	<b>2,86,60,39,511</b>
	Add: Plant overhead (Note-16.02)	32,11,12,965	18,75,36,186
		<b>5,24,66,32,113</b>	<b>3,05,35,75,697</b>
<b>16.01</b>	<b>Purchase of raw material</b>		
	Mobil & Chemical	7,69,92,000	3,66,18,712
	HFO - OOSL	4,73,09,43,357	2,75,38,12,151
		<b>4,80,79,35,357</b>	<b>2,79,04,30,863</b>
<b>16.02</b>	<b>Plant overhead</b>		
	O & M services	5,64,14,779	3,63,06,249
	Repair & maintenance	2,31,09,390	1,44,00,146
	Salaries & allowances	7,80,90,731	7,17,82,884
	Travelling & conveyance	87,72,863	38,33,424
	Insurance	2,31,765	3,10,361
	Depreciation	15,44,93,436	6,09,03,122
		<b>32,11,12,965</b>	<b>18,75,36,186</b>
<b>17</b>	<b>General and administrative expenses</b>		
	Directors remuneration	84,00,000	84,00,000
	CSR	-	2,35,860
	Fooding and entertainment	71,00,044	55,77,488
	Office utilities	5,85,335	6,54,344
	Office communication	7,55,977	5,95,215
	Fees & taxes	93,45,535	20,90,645
	Stationary, accessories & supplies	2,01,860	5,27,361
	Security service	45,97,590	40,73,330
	Professional and consultancy fees	6,57,600	9,91,590
	Audit fee	3,45,000	3,45,000
		<b>3,19,88,941</b>	<b>2,34,90,833</b>
<b>18</b>	<b>Finance cost</b>		
	Interest on long term borrowings	4,60,65,345	5,35,87,323
	Interest Expenses - Lease Finance	2,28,464	14,605
	Bank charges, commission and fees	1,47,54,233	3,45,85,364
		<b>6,10,48,042</b>	<b>8,81,87,292</b>
<b>19</b>	<b>Earning per share</b>		
	<b>The computation is given below:</b>		
	Profit after tax	11,83,26,845	11,87,99,860
	Weighted average number of ordinary shares outstanding during the period	1,00,00,000	1,00,00,000
	<b>Basic earning per share (EPS)</b>	<b>11.83</b>	<b>11.88</b>

## 20 Financial risk management objectives and policies

The company's principal financial liabilities comprise loans and borrowings, trade and other payables. The main purpose of these financial liabilities is to finance the company's operations. The Company has trade receivables, and cash and bank balances that arrive directly from its operations.

Financial instruments give rise to cash flow interest rate risk, foreign currency risk, other price risk, credit risk, and liquidity risk. Information on how these risks arise is set out below, as are the objectives, policies and processes agreed by the board for their management and the methods used to measure each risk.

The company's senior management oversees the management of these risks. The senior management ensures that the financial risk-taking activities are governed by appropriate policies and procedures and those financial risks are identified, measured and managed in accordance with policies and risk appetite.

### Interest rate risk

Interest rate risk is the risk that the fair value or future cash flows of a financial instrument will fluctuate because of changes in market interest rates. As a policy, the Company has decided to obtain all its borrowings at fixed interest rates. Hence there is no exposure to the risk of changes in market interest rates.

### Foreign currency risk

Foreign currency risk is the risk that the fair value or future cash flows of a financial instrument will fluctuate because of changes in foreign exchange rates.

The company's earnings and cash flows are significantly influenced by US dollars (USD) since USD is the currency in which the company's sales are denominated. The financial position and results of the company can be affected significantly by movements in the BDT / USD exchange rates. Presently, the company does not hedge any exposure on account of foreign currency risk.

### Credit risk

Credit risk is the risk that counterparty will not meet its obligations under a financial instrument or customer contract, leading to a financial loss. The company is exposed to credit risk from its operating activities (primarily for trade receivables) and from its financing activities, including deposits with banks, foreign exchange transactions and other financial instruments.

### Trade receivables

At present all output of the company is sold to a single customer and trade receivable as on the reporting dates represents amounts receivable from the said customer. The party is a Government owned undertaking and the management does not foresee any risk relating to the credit quality of the customer.

### Financial instruments and cash deposits

Credit risk from balances with banks is managed by the company's treasury department in accordance with the Company's policy. Investments of surplus funds are made only with approved counterparties. Counterparty credit limits are reviewed by the company's Board of Directors on regular basis, and may be updated throughout the year subject to approval of the Board of Directors. The limits are set to minimize the concentration of risks and therefore mitigate financial loss through potential counterparty's failure.

### Liquidity risk

Liquidity risk is defined as the risk that the company will not be able to settle or meet its obligations on time or at a reasonable price.

The company's approach to managing liquidity is to ensure, as far as possible, that it will always have sufficient liquidity to meet its liabilities when due, under both normal and stressed conditions, without incurring unacceptable losses or risking damage to the company's reputation. Typically, management ensures that it has sufficient cash and cash equivalent to meet expected operational expenses, including the servicing of financial obligation through preparation of the cash forecast, prepared based on time line of payment of the financial obligation and accordingly arrange for sufficient liquidity/fund to make the expected payment within due date.

The table below summarizes the maturity profile of the financial liabilities based on contractual undiscounted payments.

As at June 30, 2023:

Particulars	Long term borrowings	Trade payables	Accruals and other payables	Total
Amount repayable within 1 year	-	5,14,72,02,776	17,31,22,367	5,32,03,25,143
Amount repayable within 2 to 5 years	33,66,41,448	-	-	33,66,41,448



## 21 Related party transactions

The company has entered into transactions with other entities that fall within the definition of related party as contained in IAS-24 "Related Party Disclosures". Total transactions of the significant related party as at 30 June 2023

Name of Related Parties	Relationship	Nature of Transaction	Opening Balance as on 01. 07.2022	Addition	Adjustment	Closing Balance as on 30. 06.2023
Orion Pharma Ltd.(Share Capital)	Holding Company	Investment in Share Capital	(6,70,00,000)	-	-	(6,70,00,000)
Orion Pharma Ltd.	Holding Company	Intercompany Current A/C	(37,23,95,908)	-	-	(37,23,95,908)
Orion Power Meghnaghat Ltd.	Common Director/ Share holding	Intercompany Current A/C	(64,88,65,092)	5,10,68,052	51,06,051	(60,29,03,091)
Digital Power & Associates Ltd.	Common Director/Share holding	Intercompany Current A/C	44,25,32,911	20,98,20,454	20,25,345	65,03,28,020
Orion Gas Ltd.	Common Director/Share holding	Intercompany Current A/C	3,65,00,000	-	-	3,65,00,000
Orion Oil & Shipping Ltd.	Common Director/Share holding	Intercompany Current A/C	(11,66,38,134)	6,02,75,000	64,55,50,830	(70,19,13,964)
Orion Footwear Ltd.	Common Director/Share holding	Intercompany Current A/C	4,57,69,566	-	-	4,57,69,566
Orion Power Unit-2 Dhaka Ltd.	Common Director/Share holding	Intercompany Current A/C	(13,30,00,000)	-	-	(13,30,00,000)
Orion Homes Appliance Ltd.	Common Director/Share holding	Intercompany Current A/C	68,00,000	-	-	68,00,000
Orion Power Rupsha Ltd.	Common Director/Share holding	Intercompany Current A/C	(5,82,11,332)	4,70,00,000	-	(1,12,11,332)
Jaflong Tea Company Ltd.	Common Director/Share holding	Intercompany Current A/C	24,08,371	-	-	24,08,371
Orion Agro Products Ltd.	Common Director/Share holding	Intercompany Current A/C	18,84,328	-	-	18,84,328
Energon Renewable (BD) Limited	Common Director/Share holding	Intercompany Current A/C	(1,23,00,000)	-	-	(1,23,00,000)
Orion Power Sonargaon Ltd.	Common Director/Share holding	Intercompany Current A/C	(39,07,200)	66,44,400	3,37,67,794	(3,10,30,594)
Orion Ship Management Ltd.	Common Director/Share holding	Intercompany Current A/C	(30,00,000)	-	-	(30,00,000)
Orion Hospital Ltd.	Common Director/Share holding	Intercompany Current A/C	10,00,000	-	-	10,00,000

### Transaction with Key Management Personnel:

Particulars	Value in BDT
Managerial Remuneration paid or payable during the period to the directors, including managing directors, a managing agent or manager	84,00,000
Expenses reimbursed to Managing Agent	-
Commission or Remuneration payable separately to a managing agent or his associate	-
Commission received or receivable by the managing agent or his associate as selling or buying agent of other concerns in respect of contracts entered into by such concerns with the company	-
The money value of the contracts for the sale or purchase of goods and materials or supply of services, entered into by the company with the managing agent or his associate during the period	-
Any other perquisite or benefits in cash or in kind stating, approximate money value where applicable.	-
Other allowances and commission including guarantee commission	-
Pensions etc.	-
(i) Pensions	-
(ii) Gratuities	-
(iii) Payments from a provident funds, in excess of own subscription and interest thereon	-
Share Based payments	-

## 22 Capacity utilization

Licensed capacity	Installed capacity	Plant factor 2023	Plant factor 2022
		(% on licensed capacity)	(% on licensed capacity)
100 MW	106.80 MW	Average 33.00% Max. 55.00%	Average 44.00% Max. 67.00%

## 23 Employee details

During the period, there were 96 employees employed for the full year and the end of the year with remuneration of BDT 10,000 per month and above.

## 24 Rounding off

Amounts appearing in these financial statements have been rounded off to the nearest BDT.

## 25 Authorisation of financial statements to issue

The financial statements were authorised for issue by the Board of Directors on 31 October 2023.



Chairman



Managing Director



Chief Financial Officer

Dated, Dhaka;  
01 November 2023



## ORION PHARMA LIMITED

153-154, Tejgaon Industrial Area, Dhaka-1208

### PROXY FORM

I/We \_\_\_\_\_ of \_\_\_\_\_ being a member of Orion Pharma Limited hereby appoint Mr./Mrs. \_\_\_\_\_ having BO ID No. \_\_\_\_\_, e-mail \_\_\_\_\_, Phone No. \_\_\_\_\_, as my proxy to join and vote for me/us on my/our behalf at the 58<sup>th</sup> Annual General Meeting of the Company to be held on Tuesday, December 26, 2023 at 3:00 p.m. on a digital platform and at any adjournment thereof.

As witness my/our hand this \_\_\_\_\_ day of \_\_\_\_\_ 2023 signed by the said in presence of \_\_\_\_\_

\_\_\_\_\_  
(Signature of the Proxy)

Revenue  
Stamp  
Tk. 20.00/-

\_\_\_\_\_  
Signature of the Shareholder(s)

BO ID No. \_\_\_\_\_

Dated \_\_\_\_\_

\_\_\_\_\_  
Signature of Witness

#### Note:

A member entitled to join and vote at the General Meeting may appoint a proxy to join and vote in his/her stead. The proxy form, duly stamped, must be sent to the Registered Office of the Company via registered post/e-mail (orion.share@orion-group.net) not later than 48 hours before the time appointed for the meeting.

Signature Verified

\_\_\_\_\_  
Authorised Signatory



## ORION PHARMA LIMITED

153-154, Tejgaon Industrial Area, Dhaka-1208

### SHAREHOLDERS' ATTENDANCE SLIP

I/We hereby record my joining in the 58<sup>th</sup> Annual General Meeting of the Company to be held on Tuesday, December 26, 2023 at 3:00 p.m. on a digital platform.

Name of Member(s) \_\_\_\_\_ BO ID No. \_\_\_\_\_

holding of \_\_\_\_\_ ordinary Shares of Orion Pharma Limited.

\_\_\_\_\_  
(Signature of the Proxy)

\_\_\_\_\_  
Signature of the Shareholder(s)

#### N.B.

1. Please note that AGM can only be joined by the honourable shareholder or properly constituted proxy.
2. Please sent this slip via registered post/e-mail (orion.share@orion-group.net) to the Registered Office of the Company.



## Notes

[illegible]



## Notes

[illegible]



**Corporate Office :** Orion House, 153-154 Tejgaon I/A, Dhaka-1208, Bangladesh

**Phone :** PABX : +88 02 8870133 **Fax :** +88 02 8870130

**E-mail :** [orion@orion-group.net](mailto:orion@orion-group.net)

**Web :** [www.orionpharmabd.com](http://www.orionpharmabd.com), [www.orion-group.net](http://www.orion-group.net)